ABB BALDOR RELIANCE

Customer information packet

L1410T

5HP, 1725RPM, 1PH, 60HZ, 184T, 3640LC, OPEN, F1
Class - None
Division - Not Applicable

Copyright © All product information within this document is subject to ABB Motors and Mechanical Inc. copyright © protection, unless otherwise noted.
11/5/2026 1:08:38 PM

Specifications

Enclosure	OPEN
Frame	184T
Frame Material	Steel
Frequency	60.00 Hz
Haz Area Class and Group	None
Haz Area Division	Not Applicable
Motor Letter Type	Cap Start, Cap Run
Output @ Frequency	5.000 HP @ 60 HZ
Phase	1
Synchronous Speed @ Frequency	1800 RPM @ 60 HZ
Voltage @ Frequency	230.0 V @ 60 HZ
Agency Approvals	C UR US
Ambient Temperature	40 °C
Auxiliary Box	NO AUXILLARY BOX
Auxiliary Box Lead Termination	None
Base Indicator	Rigid
Bearing Grease Type	Polyrex EM (-20F +300F)
Blower	None
Current @ Voltage	23.000 A @ 208.0 V 21.000 A @ 230.0 V
Design Code	L
Drip Cover	No Drip Cover
Duty Rating	CONT
Efficiency @ 100% Load	82.5 %
Electrically Isolated Bearing	Not Electrically Isolated
Feedback Device	NO FEEDBACK
Front Shaft Indicator	None
Heater Indicator	No Heater
High Voltage Full Load Amps	21.0 a
Insulation Class	F
Inverter Code	Not Inverter
KVA Code	G

Part Detail

Revision	D
Type	AC
Mech. spec.	36M925
Base	
Status	PRD/A
Elec. spec.	36WGQ041
Layout	36LYM925
Eff. date	11-26-2025
CD Diagram	CD0017A02
Poles	04
Leads	2#10 A PH,2#16 B PH
Proprietary	False
Created date	12-14-2020

Lifting Lugs	No Lifting Lugs
Locked Bearing Indicator	No Locked Bearing
Motor Lead Quantity/Wire Size	2 @ 10 AWG, A PH
Motor Lead Termination	Flying Leads
Motor Standards	NEMA
Motor Type	3640LC
Mounting Arrangement	F1
Number of Poles	4
Overall Length	16.49 IN
Power Factor	95
Product Family	General Purpose
Pulley End Bearing Type	Ball
Pulley Face Code	Standard
Pulley Shaft Indicator	Standard
Rodent Screen	None
Service Factor	1.15
Shaft Diameter	1.125 IN
Shaft Ground Indicator	No Shaft Grounding
Shaft Rotation	Reversible
Shaft Slinger Indicator	No Slinger
Speed	1725 rpm
Speed Code	Single Speed
Starting Method	Direct on line
Thermal Device - Bearing	None
Thermal Device - Winding	None
Vibration Sensor Indicator	No Vibration Sensor
Winding Thermal 1	None
Winding Thermal 2	None

Nameplate

NP1256L											
CAT.NO.	L1410T										
SPEC.	36M925Q041G1										
HP	5										
VOLTS	230										
AMP	21										
RPM	1725										
FRAME	184T		**HZ**	60			**PH**	1			
SER.F.	1.15	**CODE**	G	**DES**	L	**CLASS**	F				
NEMA-NOM-EFF	82.5	**PF**	95								
RATING	40C AMB-CONT										
CC											
DE	6206		**ODE**	6205							
ENCL	OPEN	**SN**									

Accessories

Part number	Description	Multiplier
36-3403	C FACE KIT	A8
36EP1405A09SP	D-FLANGE KIT	

AC Induction Motor Performance Data
Record # 85832
Typical performance - not guaranteed values

Winding: 36WGQ041-R001	**Type:** 3640LC	**Enclosure:** OPEN

Nameplate Data				**230 V, 60 Hz: Single Voltage Motor**	
Rated Output (HP)			5	**Full Load Torque**	15.12 LB-FT
Volts			230	**Start Configuration**	direct on line
Full Load Amps			21	**Breakdown Torque**	28.64 LB-FT
R.P.M.			1725	**Pull-up Torque**	29.2 LB-FT
Hz	60	**Phase**	1	**Locked-rotor Torque**	41.44 LB-FT
NEMA Design Code	L	**KVA Code**	G	**Starting Current**	132 A
Service Factor (S.F.)			1.15	**No-load Current**	5.01 A
NEMA Nom. Eff.	82.5	**Power Factor**	95	**Line-line Res. @ 25ºC**	0.521 Ω A Ph 1.93 Ω B Ph
Rating - Duty			40C AMB-CONT	**Temp. Rise @ Rated Load**	78°C
S.F. Amps				**Temp. Rise @ S.F. Load**	96°C
				Locked-rotor Power Factor	90.1
				Rotor inertia	0.375 lb-ft²

Load Characteristics 230 V, 60 Hz, 5 HP

% of Rated Load	**25**	**50**	**75**	**100**	**125**	**150**	**S.F.**
Power Factor	75	89	94	95	94	93	94
Efficiency	74.3	83.7	84.4	82.5	78.3	72.1	80
Speed	1783	1766	1747	1725	1694	1652	1706
Line amperes	7.15	10.83	15.29	20.62	27.32	35.9	24.6

ABB Motors and Mechanical Inc.

WINDING # 36WGQ041

5 HP 1 PH 60 HZ 1725 RPM 230 V 3640LC

Typical performance - not guaranteed values.

TORQUES(LB-FT): PO=28.64 PU=29.2 LR=41.44 LRA=132

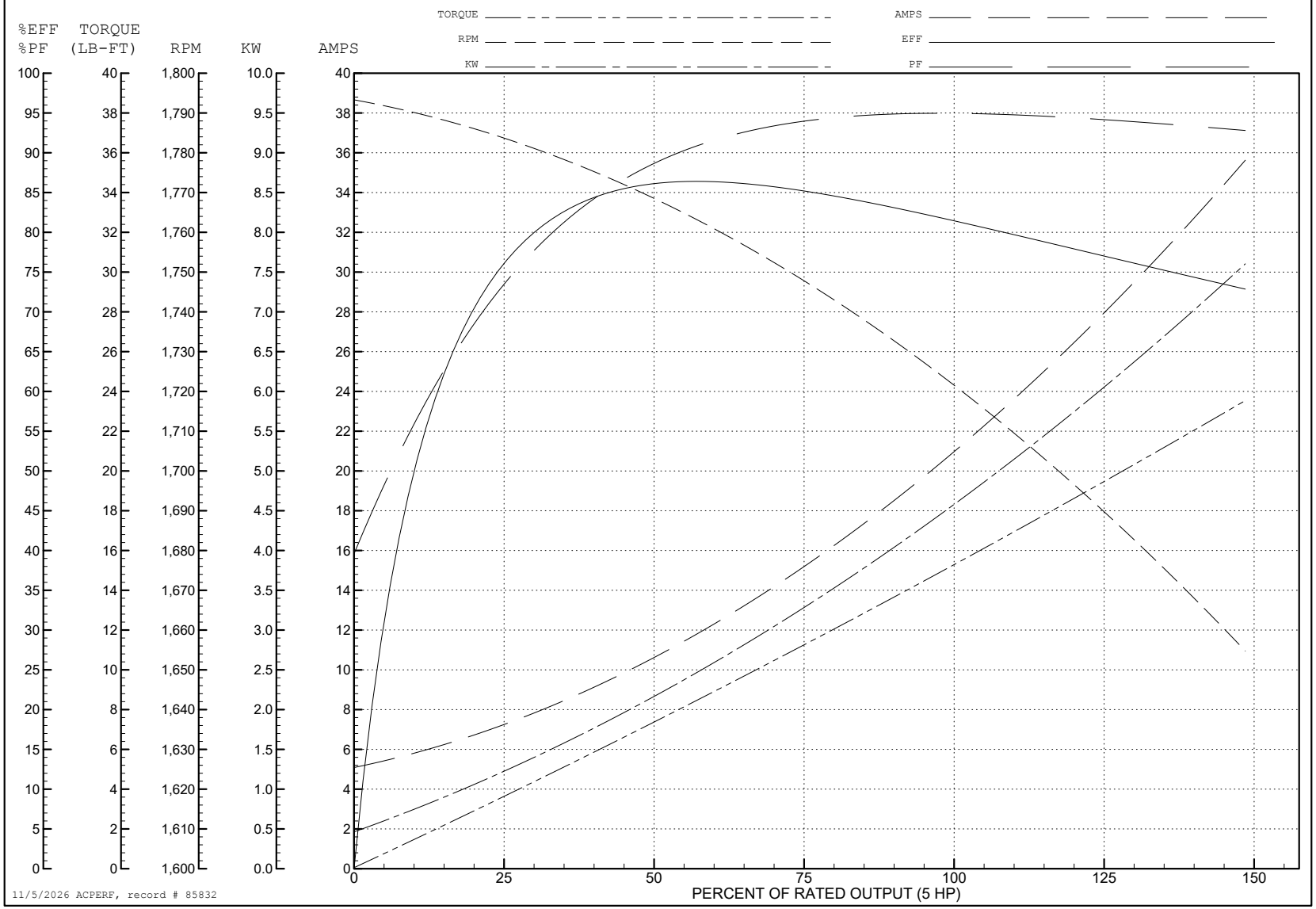

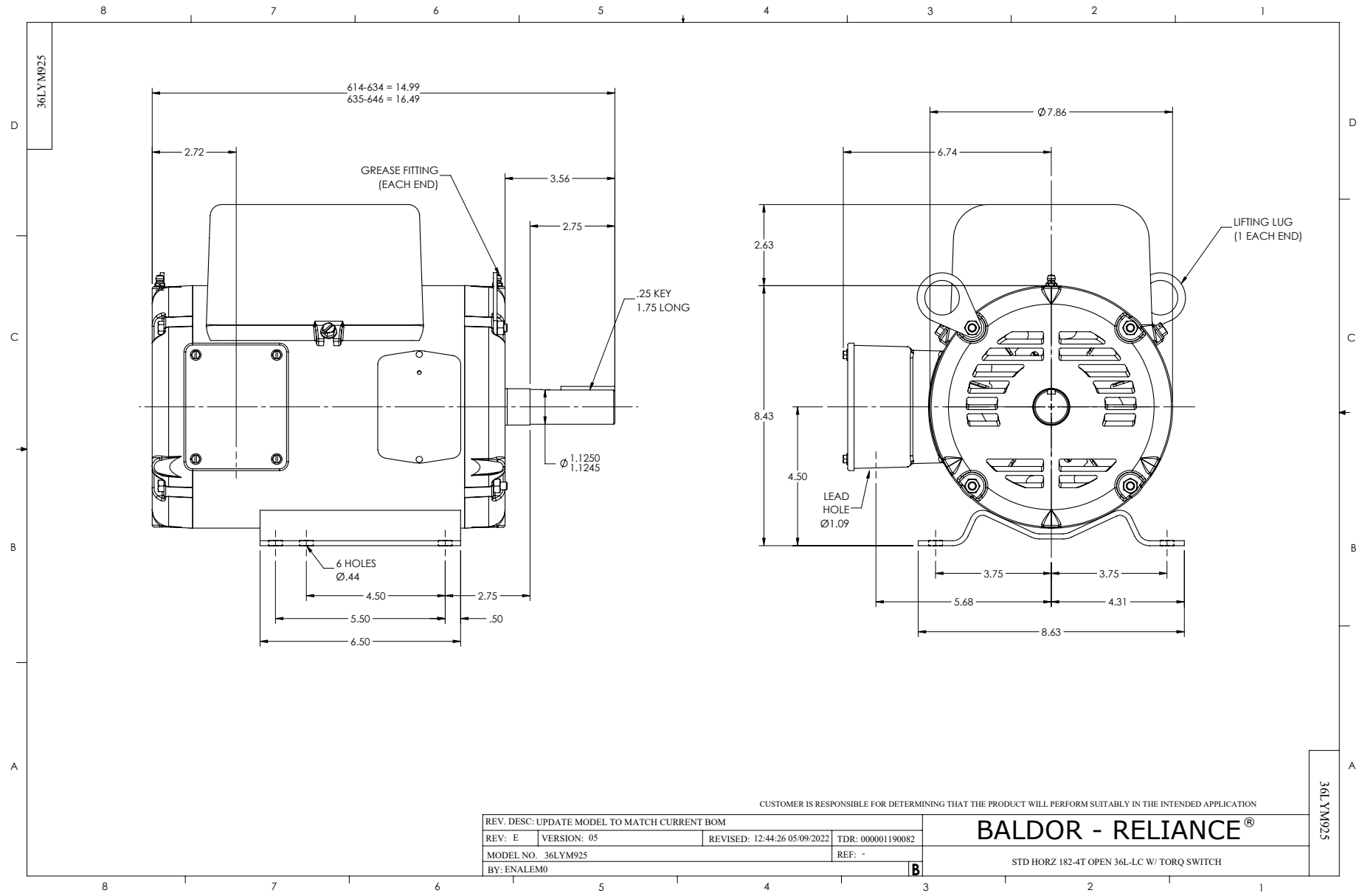
36LYM925
614-634 = 14.99
635-646 = 16.49
2.72
GREASE FITTING
(EACH END)
3.56
2.75
.25 KEY
1.75 LONG
Ø 1.1250
1.1245
6 HOLES
Ø.44
4.50
2.75
5.50
.50
6.50
Ø7.86
6.74
LIFTING LUG
(1 EACH END)
2.63
8.43
4.50
LEAD
HOLE
Ø1.09
3.75
3.75
5.68
4.31
8.63
CUSTOMER IS RESPONSIBLE FOR DETERMINING THAT THE PRODUCT WILL PERFORM SUITABLY IN THE INTENDED APPLICATION
REV. DESC: UPDATE MODEL TO MATCH CURRENT BOM
REV: E
VERSION: 05
REVISED: 12:44:26 05/09/2022
TDR: 000001190082
MODEL NO. 36LYM925
REF: -
BY: ENALEM0
B
BALDOR - RELIANCE®
STD HORZ 182-4T OPEN 36L-LC W/ TORQ SWITCH
36LYM925

CD0017A02

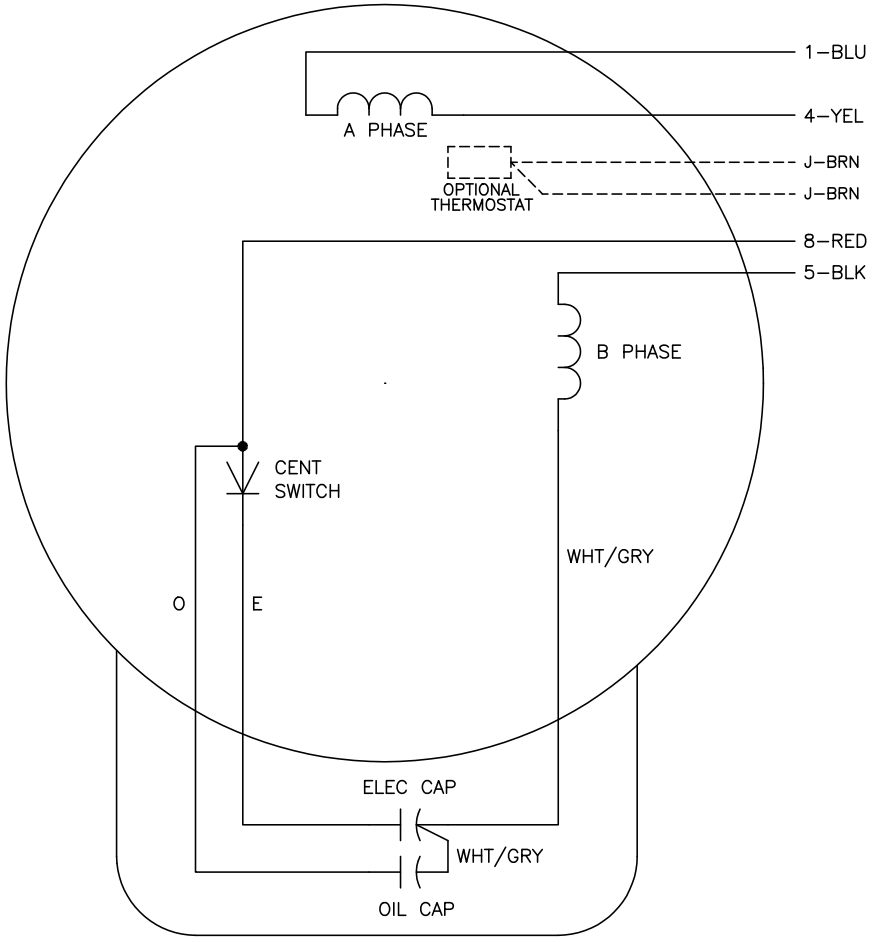

	LINE A	LINE B
STD	1,8	4,5
OPP	1,5	4,8

NOTES:

1. STANDARD ROTATION IS CCW FACING END OPPOSITE SHAFT EXTENSION.
2. OPTIONAL THERMOSTAT IS PROVIDED WHEN SPECIFIED.
3. MULTIPLE CAPACITORS ARE CONNECTED IN PARALLEL UNLESS OTHERWISE SPECIFIED.
4. LEAD COLORS ARE OPTIONAL. LEADS MUST ALWAYS BE NUMBERED AS SHOWN.

REV. DESC: REVISE TO SHOW OPTIONAL COLORS			BALDOR ELECTRIC Co.
REV. LTR: B	BY: JLP	REVISED: 04/09/99 11:30	TDR: 0178636
CD0017A02		FILE: AAA00007514	MDL: –
		MTL: –	TYPE LC, SV, REV, 4 LEADS

CD0017A02