


Charge it first

Fully charge the keyboard before using it.

Plug the charging cable into the keyboard, then connect it to your computer or a USB power adapter.

An **Amber** light will appear on the **Caps Lock** key shortly after you start charging, and will disappear when charging is complete.

A full charge from empty takes **5 hours**, and lasts approximately 1 year.



On / Off button

Press the On/Off button to turn the keyboard ON or OFF.

Lights on the **Caps Lock** key will **briefly** flash...

Green to indicate ON
or
Amber to indicate OFF

What the Indicator Lights mean...

Green	Caps Lock
Briefly Flashing Green	Keyboard On
Amber	Battery is Charging
Briefly Flashing Amber	Keyboard Off
Flashing Red	Keyboard needs Charging
Flashing Blue	Pairing mode
Briefly Flashing Blue	Device connection established

How it works

The **4 Pairing keys** (above the numeric keypad) let you pair the keyboard with up to **4 Bluetooth devices**, and easily switch between them.

To pair to a Mac, **hold down** one of the Pairing keys until it starts **flashing Blue**.

Once paired, simply **press** that Pairing key to **switch** the **connection** to that device. When successfully connected, it will **briefly** flash **Blue**.

matias

Pairing to a Mac

- 1) On your Mac, select...
Apple menu > **System Preferences...** > **Keyboard**
- 2) Click **Setup Bluetooth Keyboard...**
- 3) Hold down one of the 4 **Pairing** keys until it starts **flashing Blue**.
- 4) When the keyboard is found, click **Continue** and follow the onscreen instructions.

Pairing to an iPad / iPhone / iPod touch

- 1) On your iOS device, select...
Settings app > **General** > **Bluetooth** > **On**
- 2) Hold down the **Option** key and one of the 4 **Pairing** keys until it starts **flashing Blue**.
- 3) When **Matias Wireless Keyboard** appears in the list, tap on **Not Paired**.
- 4) The keyboard is now **connected** and ready to be used.

Pairing to Windows or Android

- 1) Hold down the **Control** key and one of the 4 **Pairing** keys until it starts **flashing Blue**.
- 2) Follow the keyboard pairing process for the version of Windows or Android on your device.

Need help?

Please contact us at: **help@matias.ca**

+1 (905) 265-8844 or toll free **1-888-663-4263**

Ergonomics

www.matias.ca/health

www.matias.ca/health/1

www.matias.ca/health/2

www.matias.ca/health/3

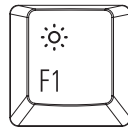
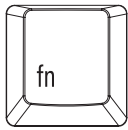
www.matias.ca/ergonomics

Function Keys on Mac / iOS

F1	Screen Darker
F2	Screen Brighter
F3	Mission Control (Mac) Search (iOS)
F4	Launchpad (Mac) Home button (iOS)
F5	Lock button (iOS)
F6	Show / Hide onscreen keyboard (iOS)
F7	Previous track
F8	Play / Pause
F9	Next track
F10	Mute
F11	Volume down
F12	Volume up
Control \blacktriangle	Shutdown options (Mac)
F13	Save screen image to Photos (iOS)
Shift \mathbb{R} 3	Save screen image to Desktop (Mac)
Control \mathbb{R} F	Full Screen view (Mac)
Control \mathbb{R} D	Dictionary (Mac)

How the fn key works on Mac

If you need to type **F1** (rather than darken the screen) simply hold down **fn** and then press **F1**.



If this is not convenient, you can reverse it. Go to...

 menu > **System Preferences...** > **Keyboard**

and check the box, as shown below.

Use all F1, F2, etc. keys as standard function keys
When this option is selected, press the Fn key to use the special features printed on each key.

Function Keys on Windows / Android

Fn F7	Previous track
Fn F8	Play / Pause
Fn F9	Next track
Fn F10	Mute
Fn F11	Volume down
Fn F12	Volume up
F13	Print Screen
F14	Scroll Lock
F15	Pause
Fn Delete \boxtimes	Insert
Clear	Num Lock

Warranty

Matias Corporation ("Matias") warrants to the original end user ("Customer") that this product will be free from defects in workmanship and materials, under normal use, for 1 year from the date of original purchase from Matias or its authorized reseller. Matias' sole obligation under this express warranty shall be (at Matias' option and expense) to repair or replace the product or part with a comparable product or part. All products or parts that are replaced become the property of Matias.

LIMITATION OF LIABILITY

To the full extent allowed by law, Matias excludes for itself and its suppliers any liability (whether based in contract or in tort, including negligence) for incidental, consequential, indirect, special or punitive damages of any kind, or for loss of revenue or profits, loss of business, loss of information or data, or other financial loss arising out of or in connection with the sale, installation, maintenance, use, performance, failure, or interruption of this product, even if Matias or its authorized reseller has been advised of the possibility of such damages, and limits its liability to replacement, repair, or refund of the purchase price paid, at Matias' option. This disclaimer of liability for damages will not be affected if any remedy provided herein shall fail of its essential purpose.

This keyboard contains no user-serviceable parts, and should not be opened or disassembled — risking damage to it and injury to you. Do NOT remove, crush, or puncture the battery inside, or expose it to high temperatures or liquids.

When this product reaches its end of life, please dispose of it according to your local environmental laws and guidelines. The lithium-ion battery in the keyboard should be recycled or disposed of separately from household waste, by a qualified service provider.

Operation is subject to the following two conditions:

- 1) This device may not cause harmful interference.
- 2) This device must accept any interference received, including interference that may cause undesired operation.

Complies with the Canadian ICES-003 Class B specifications.

This product complies with the requirements of European Directives 72/23/EEC, 89/336/EEC, and 1999/5/EC.

Copyright © 2016 Matias Corp. All rights reserved. Matias Wireless Aluminum Keyboard, Matias, and the Matias logo are trademarks of the Matias Corporation. Launchpad, Mission Control, Mac, iOS, iPad, iPhone, iPod touch, Apple, and the Apple logo are trademarks of Apple Inc. Windows is a trademark of Microsoft Corporation. Android is a trademark of Google Inc. Bluetooth is a registered trademark of Bluetooth SIG, Inc. Owners of other trademarks are respectfully acknowledged.

Warranty Procedure

- 1) Please contact our Help Desk at help@matias.ca, (905) 265-8844 or toll-free 1-888-663-4263, and give a detailed explanation of the problem.
- 2) We'll first try to solve your problem by e-mail / phone.
- 3) If e-mail / phone support is not successful, or if the item is defective, we'll give you an EMA number (Exchange Merchandise Authorization), and explain how to return the product for a replacement.
- 4) For more information, please visit:

www.matias.ca/returns