ABB BALDOR RELIANCE

Customer information packet

CEWDM3610T

3HP, 3450RPM, 3PH, 60HZ, 182TC, 3532M, TEFC, F1
Class - None
Division - Not Applicable

Copyright © All product information within this document is subject to ABB Motors and Mechanical Inc. copyright © protection, unless otherwise noted.
11/5/2026 5:02:39 PM

Specifications

Enclosure	TEFC
Frame	182TC
Frame Material	Steel
Frequency	60.00 Hz
Haz Area Class and Group	None
Haz Area Division	Not Applicable
Motor Letter Type	Three Phase
Output @ Frequency	3.000 HP @ 60 HZ
Phase	3
Synchronous Speed @ Frequency	3600 RPM @ 60 HZ
Voltage @ Frequency	460.0 V @ 60 HZ
	230.0 V @ 60 HZ
Agency Approvals	CSA
	CSA EEV
	UR
Ambient Temperature	40 °C
Auxiliary Box	NO AUXILLARY BOX
Auxiliary Box Lead Termination	None
Base Indicator	Rigid
Bearing Grease Type	Polyrex EM (-20F +300F)
Blower	None
Current @ Voltage	7.200 A @ 230.0 V
	7.900 A @ 208.0 V
	3.600 A @ 460.0 V
Design Code	B
Drip Cover	No Drip Cover
Duty Rating	CONT
Efficiency @ 100% Load	86.5 %
Electrically Isolated Bearing	Not Electrically Isolated
Feedback Device	NO FEEDBACK
Front Face Code	Standard
Front Shaft Indicator	None

Part Detail

Revision	AH
Type	AC
Mech. spec.	35MM213
Base	
Status	PRD/A
Elec. spec.	35WGQ060
Layout	35LYMM213
Eff. date	02-14-2024
CD Diagram	CD0005
Poles	02
Leads	9#18
Proprietary	False
Created date	06-14-2010

Heater Indicator	No Heater
High Voltage Full Load Amps	3.6 a
Insulation Class	F
Inverter Code	Inverter Ready
KVA Code	L
Lifting Lugs	No Lifting Lugs
Locked Bearing Indicator	Locked Bearing
Motor Lead Exit	Ko Box
Motor Lead Quantity/Wire Size	9 @ 18 AWG
Motor Lead Termination	Flying Leads
Motor Standards	NEMA
Motor Type	3532M
Mounting Arrangement	F1
Number of Poles	2
Overall Length	15.18 IN
Power Factor	92
Product Family	Wash Down
Pulley End Bearing Type	Sealed Bearing
Pulley Face Code	C-Face
Pulley Shaft Indicator	Standard
Rodent Screen	None
RoHS Status	ROHS COMPLIANT
Service Factor	1.15
Shaft Diameter	1.125 IN
Shaft Extension Location	Pulley End
Shaft Ground Indicator	No Shaft Grounding
Shaft Rotation	Reversible
Shaft Slinger Indicator	Shaft Slinger
Speed	3450 rpm
Speed Code	Single Speed
Starting Method	Direct on line
Thermal Device - Bearing	None
Thermal Device - Winding	None
Vibration Sensor Indicator	No Vibration Sensor

Winding Thermal 1	None
Winding Thermal 2	None

Nameplate

NP1669L								
CAT.NO.	CEWDM3610T							
SPEC.	35MM213Q060G1							
HP	3							
VOLTS	230/460							
AMP	7.2/3.6							
RPM	3450							
FRAME	182TC	**HZ**	60			**PH**	3	
SER.F.	1.15	**CODE**	L	**DES**	B	**CLASS**	F	
NEMA-NOM-EFF	86.5	**PF**	92					
RATING	40C AMB-CONT							
CC	010A							
DE	6206	**ODE**	6203					
ENCL	TEFC	**SN**						
BLANK	20:1CT, 20:1VT							

AC Induction Motor Performance Data
Record # 50261
Typical performance - not guaranteed values

Winding: 35WGQ060-R002	**Type:** 3532M	**Enclosure:** TEFC

Nameplate Data				**460 V, 60 Hz: High Voltage Connection**	
Rated Output (HP)			3	**Full Load Torque**	4.5 LB-FT
Volts			230/460	**Start Configuration**	direct on line
Full Load Amps			7.2/3.6	**Breakdown Torque**	18 LB-FT
R.P.M.			3450	**Pull-up Torque**	11 LB-FT
Hz	60	**Phase**	3	**Locked-rotor Torque**	16 LB-FT
NEMA Design Code	B	**KVA Code**	L	**Starting Current**	33 A
Service Factor (S.F.)			1.15	**No-load Current**	1.2 A
NEMA Nom. Eff.	86.5	**Power Factor**	92	**Line-line Res. @ 25ºC**	4.72 Ω
Rating - Duty			40C AMB-CONT	**Temp. Rise @ Rated Load**	61°C
S.F. Amps				**Temp. Rise @ S.F. Load**	76°C

Load Characteristics 460 V, 60 Hz, 3 HP

% of Rated Load	**25**	**50**	**75**	**100**	**125**	**150**	**S.F.**
Power Factor	62	81	88	92	93	94	93
Efficiency	83.7	87.9	88.2	87.2	85.6	83.5	86.2
Speed	3562	3531	3498	3462	3421	3375	3437
Line amperes	1.5	2.1	2.8	3.6	4.5	5.4	4.1

ABB Motors and Mechanical Inc.

WINDING # 35WGQ060

3 HP 3 PH 60 HZ 3450 RPM 460 V 3532M

Typical performance - not guaranteed values.

TORQUES(LB-FT): PO=18 PU=11 LR=16 LRA=33

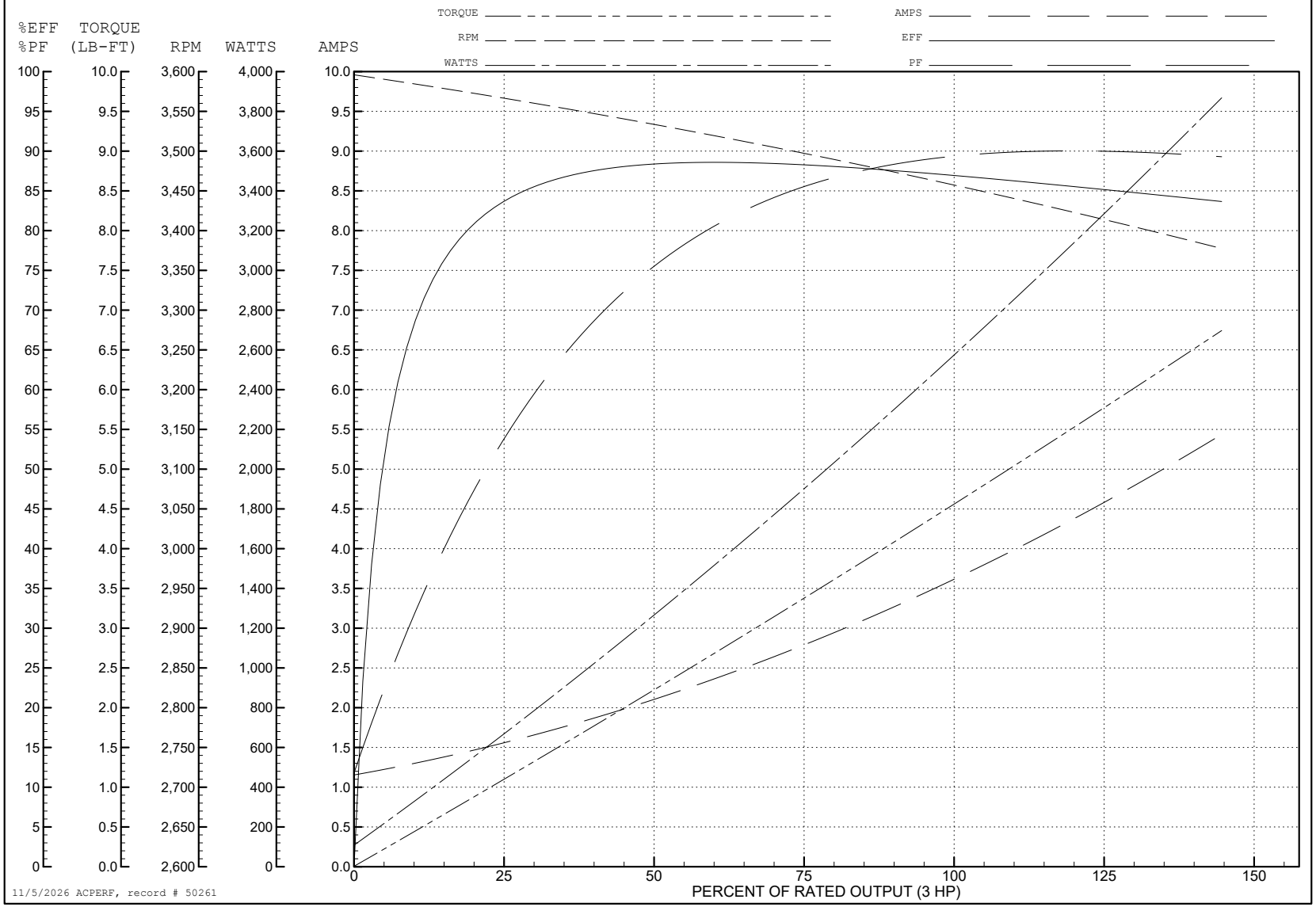

AC Induction Motor Performance Data
Record # 59171
Typical performance - not guaranteed values

Winding: 35WGQ060-R002	**Type:** 3532M	**Enclosure:** TEFC

Nameplate Data				**230 V, 60 Hz: Low Voltage Connection**	
Rated Output (HP)			3	**Full Load Torque**	4.5 LB-FT
Volts			230/460	**Start Configuration**	direct on line
Full Load Amps			7.2/3.6	**Breakdown Torque**	18 LB-FT
R.P.M.			3450	**Pull-up Torque**	11 LB-FT
Hz	60	**Phase**	3	**Locked-rotor Torque**	16 LB-FT
NEMA Design Code	B	**KVA Code**	L	**Starting Current**	66 A
Service Factor (S.F.)			1.15	**No-load Current**	2.4 A
NEMA Nom. Eff.	86.5	**Power Factor**	92	**Line-line Res. @ 25ºC**	1.17 Ω
Rating - Duty			40C AMB-CONT	**Temp. Rise @ Rated Load**	61°C
S.F. Amps				**Temp. Rise @ S.F. Load**	73°C
				Locked-rotor Power Factor	47.1
				Rotor inertia	0.0885 LB-FT2

Load Characteristics 230 V, 60 Hz, 3 HP

% of Rated Load	**25**	**50**	**75**	**100**	**125**	**150**	**S.F.**
Power Factor	57	77	85	88	89	90	89
Efficiency	84.1	87.9	88.4	87.2	85.7	83.5	86.3
Speed	3562	3531	3498	3462	3421	3375	3437
Line amperes	3	4.2	5.6	7.2	9	10.8	8.28

ABB Motors and Mechanical Inc.

WINDING # 35WGQ060

3 HP 3 PH 60 HZ 3450 RPM 230 V 3532M

Typical performance - not guaranteed values.

TORQUES(LB-FT): PO=18 PU=11 LR=16 LRA=66

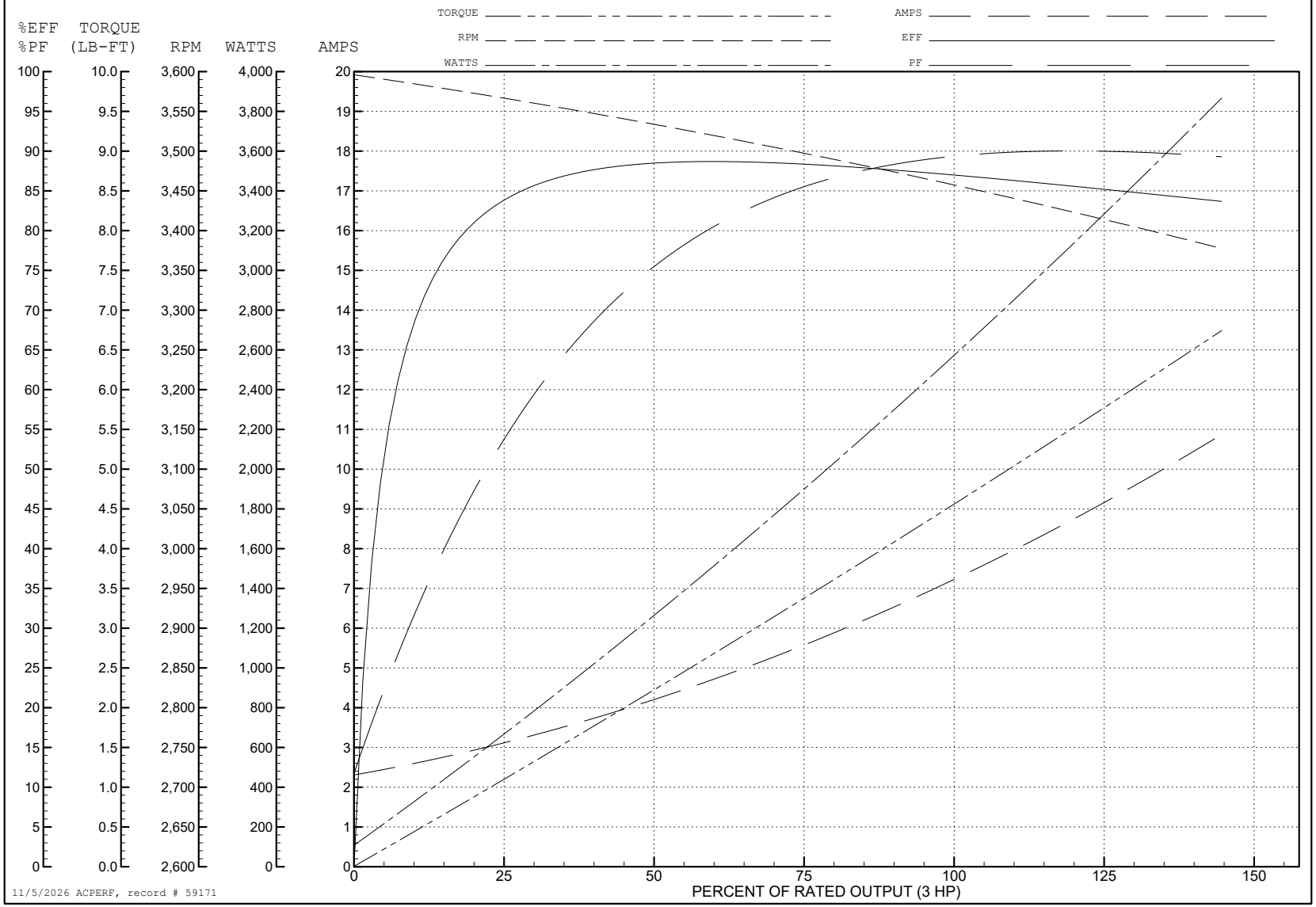

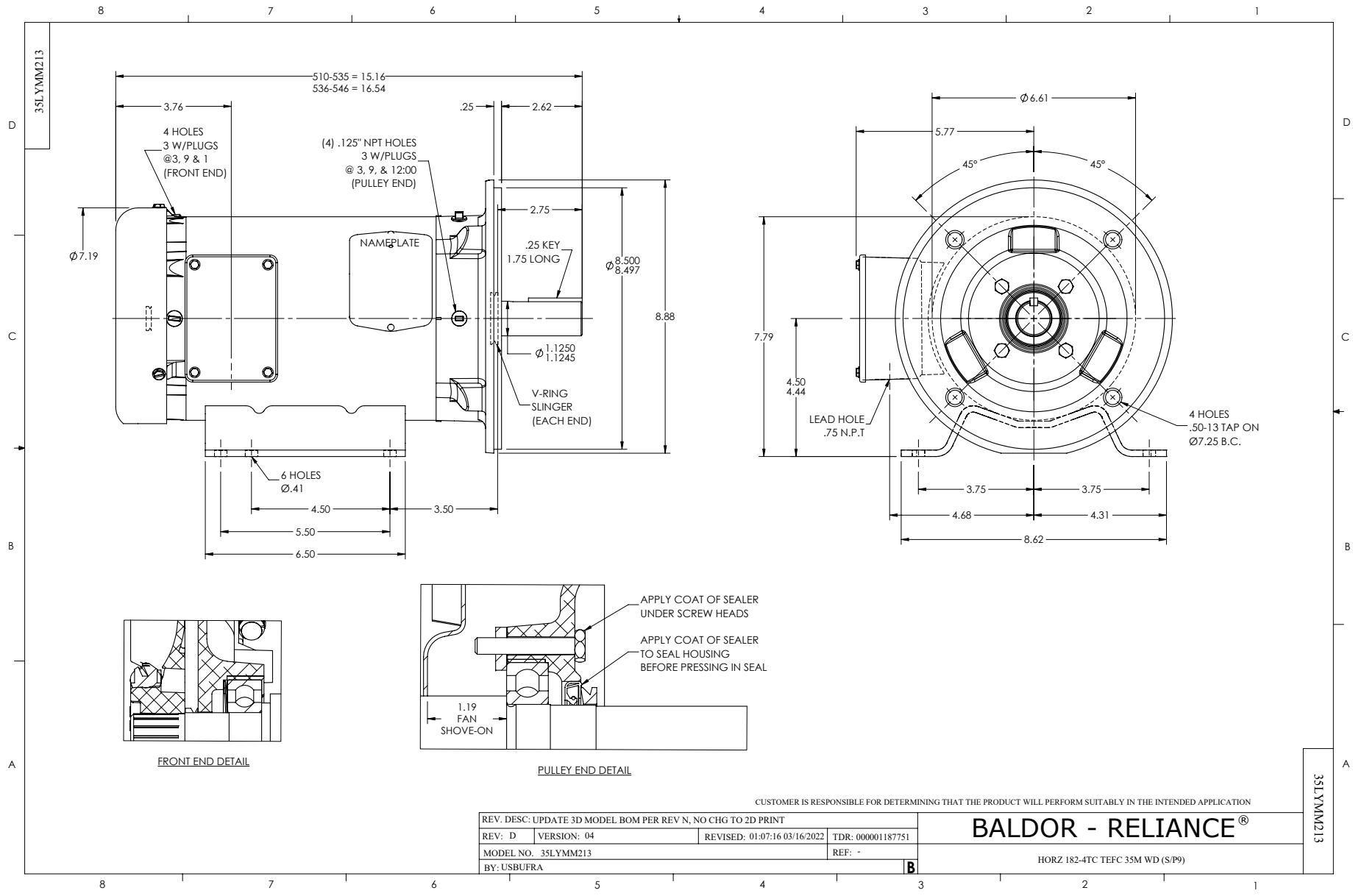
35LYMM213
510-535 = 15.16
536-546 = 16.54
3.76
.25
2.62
4 HOLES
3 W/PLUGS
@3, 9 & 1
(FRONT END)
(4) .125" NPT HOLES
3 W/PLUGS
@ 3, 9, & 12:00
(PULLEY END)
2.75
NAMEPLATE
.25 KEY
1.75 LONG
Ø7.19
Ø8.500
8.497
8.88
Ø1.1250
1.1245
V-RING
SLINGER
(EACH END)
6 HOLES
Ø.41
4.50
3.50
5.50
6.50
Ø6.61
5.77
45°
45°
7.79
4.50
4.44
LEAD HOLE
.75 N.P.T
4 HOLES
.50-13 TAP ON
Ø7.25 B.C.
3.75
3.75
4.68
4.31
8.62
APPLY COAT OF SEALER
UNDER SCREW HEADS
APPLY COAT OF SEALER
TO SEAL HOUSING
BEFORE PRESSING IN SEAL
1.19
FAN
SHOVE-ON
FRONT END DETAIL
PULLEY END DETAIL
CUSTOMER IS RESPONSIBLE FOR DETERMINING THAT THE PRODUCT WILL PERFORM SUITABLY IN THE INTENDED APPLICATION
REV. DESC: UPDATE 3D MODEL BOM PER REV N, NO CHG TO 2D PRINT
REV: D
VERSION: 04
REVISED: 01:07:16 03/16/2022
TDR: 000001187751
MODEL NO. 35LYMM213
REF: -
BY: USBUFRA
B
BALDOR - RELIANCE®
HORZ 182-4TC TEFC 35M WD (S/P9)
35LYMM213

CD0005

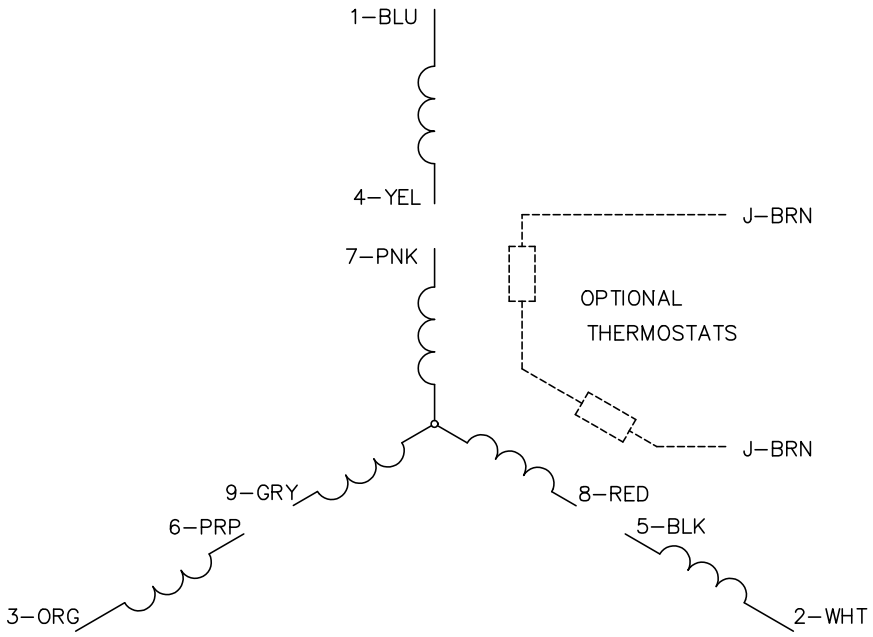

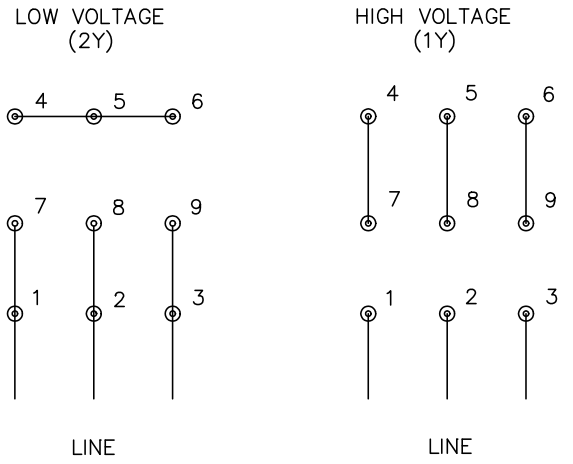

NOTES:

1. INTERCHANGE ANY TWO LINE LEADS TO REVERSE ROTATION.
2. OPTIONAL THERMOSTATS ARE PROVIDED WHEN SPECIFIED.
3. ACTUAL NUMBER OF INTERNAL PARALLEL CIRCUITS MAY BE A MULTIPLE OF THOSE SHOWN ABOVE.
4. LEAD COLORS ARE OPTIONAL. LEADS MUST ALWAYS BE NUMBERED AS SHOWN.

CD0005

REV. DESC: REVISE TO SHOW OPTIONAL COLORS			BALDOR ELECTRIC Co.
REV. LTR: E	BY: JLP	REVISED: 01/19/99 10:15	TDR: 0171435
CD0005		FILE: AAA00005140	MDL: –
		MTL: –	3PH, DV, 9 LEADS