

TYPES YA-2N, YA-2TC

HYLUG™

Uninsulated Copper Compression Terminal
UL Listed 90° C, Up to 35 kV ◆

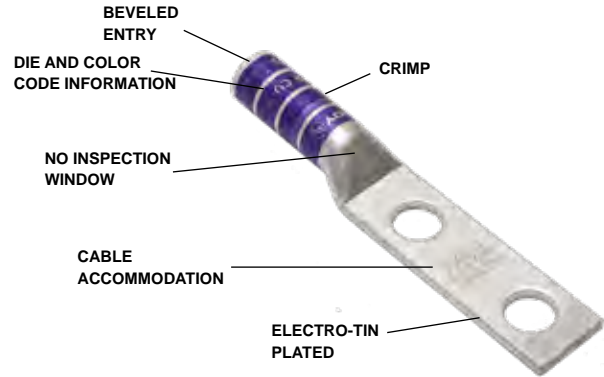
45° and 90° angles available. Please contact Customer Service to order:
1-800-346-4175

Features & Benefits

- No inspection window is ideal for more corrosive environments as the barrel transition is not open
- Barrel is designed with an internal chamfer at the wire entry to ensure smooth insertion of the wire, preventing possible damaging of the strands
- Long barrel allows for an increased number of crimps which will increase the mechanical strength of the connection
- Two hole tongue/tang is recommended when space permits as the 2-hole feature minimizes the terminations from loosening or rotating under vibration, movement, or heat cycling
- 45° and 90° angular lugs are available; please contact Customer Service
- Electro-tin plated unless otherwise specified to reduce galvanic corrosion (bimetallic) and resist corrosive elements
- Connectors are clearly marked with stamping and barrel color coding
- BURNDY certifies its products using the BURNDY Engineered System and select other crimp tool manufacturers in accordance with one or more of the UL categories in order to obtain a UL Listing
- Terminals and splices accommodating code wire: Accommodates Code Class B (Concentric, Compressed, Compact) and Class C wire

Accessories

- Hardware - Section F
- PENETROX™ Oxide Inhibitor - Section F
- Heat and Cold Shrink Tubing - Section D
- WIREMIKE™ Wire Micrometer - Section F
- Wire Management (Cable Ties) - Section G



NOTE: Field bending straight lugs to achieve an angular connection will void UL Listing / CSA Certifications and BURNDY will not be liable for the connection.

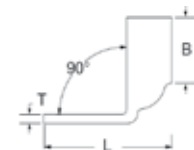
Straight



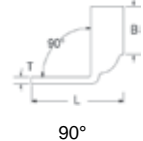
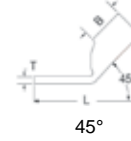
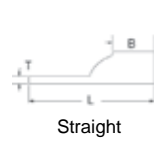
45°



90°



TYPES YA-2N, YA-2TC (Continued)



NOTE: Field bending straight lugs to achieve an angular connection will void UL Listing / CSA Certifications and BURNDY will not be liable for the connection.

Catalog Number	Conductor		Stud Hole Size	Stud Hole Spacing	Tongue Width	Figure Dimensions			Installation Tooling						Wire Strip Length
	AWG	MM ² ***				(B)	(T)	(L)	Dieless (# of crimps)	MD6, OUR840, MD734R	500 Series	35, 750, 46* Series	Color Code	Die Index	
YA252TC14	1/0 AWG	53.5	1/4	5/8"	0.75	1.38	0.12	3.05	MY29 Series (2) MIRC840 (4) 644 Series (1) 444 Series (1) 81K Series (2)	W25VT (4) W25RT (4) X25RT (4)	W25VT (4) W25RT (4) X25RT (4)	U25RT (2) U2CABT (2)	Pink	12	1-7/16
YA252TC14E2			1/4	3/4"	0.75	1.38	0.12	3.18							
YA252TC516			5/16	1"	0.75	1.38	0.12	3.49							
YA252TC38			3/8	1"	0.75	1.38	0.12	3.62							
YA252NTC38			3/8	1-3/4"	0.75	1.38	0.12	4.37							
YA252N	1/2	1-3/4"	0.83	1.38	0.11	4.81									
YA262TC14	2/0 AWG	67.4 70	1/4	5/8"	0.83	1.50	0.12	3.22		W26VT (4) W26RT (4) X26RT (4)	W26VT (4) W26RT (4) X26RT (4)	U26RT (2)	Black	13	1-9/16
YA262TC14E2			1/4	3/4"	0.83	1.50	0.12	3.34							
YA262TC38			3/8	1"	0.83	1.50	0.12	3.78							
YA262N			1/2	1-3/4"	0.83	1.50	0.12	4.97							
YA272TC14E2	3/0 AWG	85	1/4	3/4"	0.90	1.50	0.12	3.38		W27VT (4) W27RT (4) X27RT (6)	W27VT (4) W27RT (4) X27RT (6)	U27RT (2)	Orange	14	1-9/16
YA272TC38			3/8	1"	0.90	1.50	0.12	3.82							
YA272N			1/2	1-3/4"	0.91	1.50	0.13	5.01							
YA282TC14E2	4/0 AWG	107	1/4	3/4"	1.02	1.62	0.14	3.55		W28VT (4) W28RT (4) X28RT (6)	W28VT (4) W28RT (4) X28RT (6)	U28RT (2)	Purple	15	1-11/16
YA282TC38			3/8	1"	1.02	1.62	0.14	3.99							
YA282NTC38			3/8	1-3/4"	1.02	1.62	0.14	4.74							
YA282N			1/2	1-3/4"	1.02	1.62	0.14	5.17							
YA292TC38	250 kcmil	127	3/8	1"	1.10	1.62	0.16	4.02	MY29 Series (2) 644 Series (1) 444 Series (1) 81K Series (2)	W29VT (4) X29RT (8)	W29VT (4) W29RT (4)	U29RT (2)	Yellow	16	1-11/16
YA292N			1/2	1-3/4"	1.11	1.62	0.16	5.21							
YA292TC58E16			5/8	1-3/4"	1.11	1.62	0.16	5.27							
YA302TC38	300 kcmil	152 150	3/8	1"	1.20	2.00	0.16	4.45	644 Series (1) 444 Series (1) 81K Series (3)	W30VT (4)	W30VT (4) W30RT (4)	U30RT (4) U28ART (4)	White	17 or 298	2-1/16
YA302N			1/2	1-3/4"	1.20	2.00	0.16	5.64							
YA312TC14E2	350 kcmil	177 185	1/4	3/4"	1.29	2.00	0.18	4.05	644 Series (1) 444 Series (1) 81K Series (3)	W31VT (4)	W31VT (4) W31RT (4)	U31RT (4) U29ART (4)	Red	18 or 324	2-1/16
YA312TC38			3/8	1"	1.29	2.00	0.18	4.49							
YA312N			1/2	1-3/4"	1.29	2.00	0.18	5.69							
YA322TC38	400 kcmil	203	3/8	1"	1.40	2.12	0.19	4.66	644 Series (1) 444 Series (1) 81K Series (3)	W32VT (4)	W32VT (4) W32RT (4)	U32RT (4) U30ART (4)	Blue	19 or 470	2-3/16
YA322N			1/2	1-3/4"	1.40	2.12	0.19	5.85							
YA332N	450 kcmil	—	1/2	1-3/4"	1.48	2.13	0.21	5.93	644 Series (1) 444 Series (1) 81K Series (4)	W33VT (4)	W33VT (4) W33RT (4)	U33RT (4)	Gray	326 or 538	2-3/16
YA342TC14E2	500 kcmil	253 240	1/4	3/4"	1.55	2.25	0.23	4.46							
YA342TC38			3/8	1"	1.55	2.25	0.23	4.90							
YA342N			1/2	1-3/4"	1.55	2.25	0.23	6.06							
YA352N	550 kcmil	—	1/2	1-3/4"	1.65	2.63	0.25	6.49		—	—	U35RT (4) U36RT (4) U32ART (4)	Yellow Green	21 22 or 472	2-11/16 2-3/4
YA362TC38	600 kcmil	304 300	3/8	1"	1.74	2.69	0.26	5.59							
YA362N			1/2	1-3/4"	1.74	2.69	0.27	6.59							

▲ See tooling section of this catalog for complete tool and die listings

* Use PUADP1 adaptor with U dies in 46 Series

** Y122CMR tool #10-#2 AWG Wire only

*** The MM² conductor sizes listed are the recommendations for Class 2 conductor

† The MM² conductor size listed here is for Class 2 and Class 5 conductor

◆ For applications greater than 2000 Volts consult cable manufacturer for voltage stress relief instructions

Available undrilled. Add suffix U to catalog number (example: YA25U)

Note: All dimensions shown are for reference only