

PRODUCT SPECIFICATIONS

MODEL NO.	MOTOR	RPM		AMPS		HP	kW	NET WT.		CAPACITOR	
		60HZ	50HZ.	60HZ	50HZ.			lbs.	kg	mfd.	VOLT
87R645-101-N470X	115-120/230-240 (60Hz) 110-120/220-240 (50Hz)	1725	1425	6.0/3.0	5.0/2.6	1/2	0.37	19.1	8.6	30	370

SOUND LEVEL LESS THAN 65 db(A)

NORMAL AMBIENT +5 °C - +40 °C

RELATIVE HUMIDITY 20% - 80%

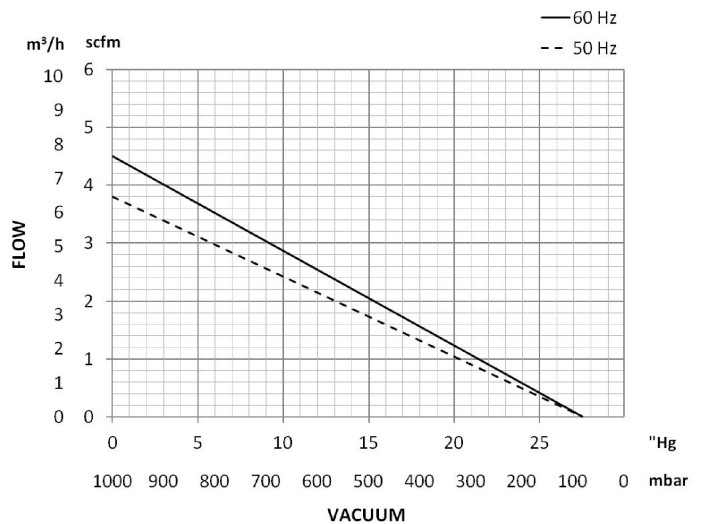
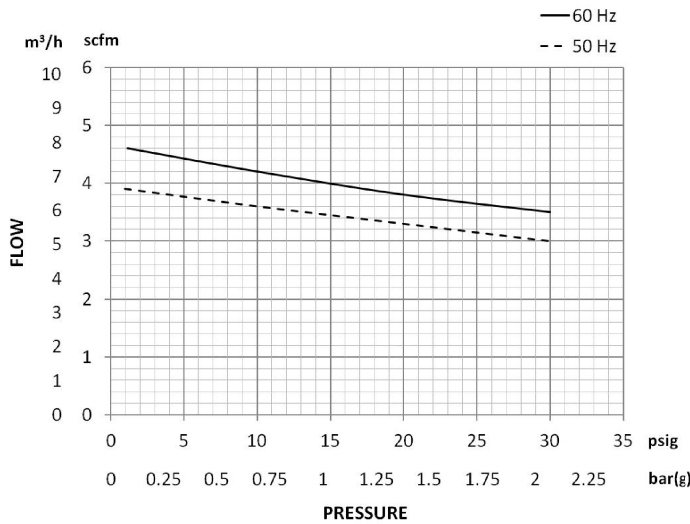
ENVIRONMENT CLEAN DUST FREE

NOTES:

1. TECHNICAL DATA SUBJECT TO CHANGE WITHOUT NOTICE.
2. THIS PUMP MUST BE INSTALLED IN AN ENCLOSURE.
3. ALL DIMENSIONS ARE FOR REFERENCE ONLY.
4. KIT P/N: K964.

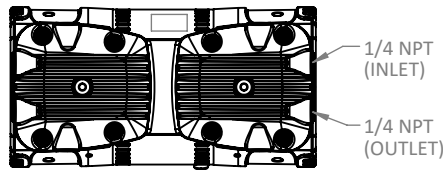
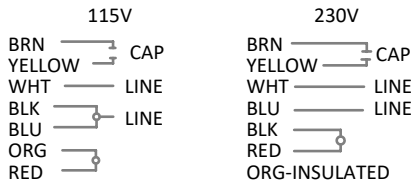
PRODUCT PERFORMANCE:

60Hz PERFORMANCE CURVES BASED ON 115V.
 50Hz PERFORMANCE CURVES BASED ON 230V.

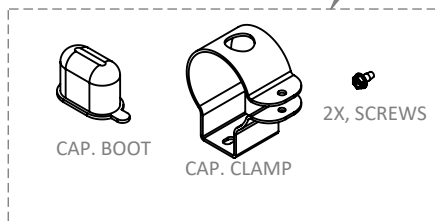


PRODUCT DIMENSIONS:

WIRING DIAGRAM



CAPACITOR MOUNTING KIT TO BE SHIPPED UNATTACHED.



CAPACITOR TO BE SHIPPED UNATTACHED

