Customer information packet

CL3515T

2HP, 3450RPM, 1PH, 60HZ, 145TC, 3535L, TEFC, F1
Class - None
Division - Not Applicable

Copyright © All product information within this document is subject to ABB Motors and Mechanical Inc. copyright © protection, unless otherwise noted.
11/5/2026 5:22:35 PM

Specifications

Enclosure	TEFC
Frame	145TC
Frame Material	Steel
Frequency	60.00 Hz
Haz Area Class and Group	None
Haz Area Division	Not Applicable
Motor Letter Type	Cap Start, Induction Run
Output @ Frequency	2.000 HP @ 60 HZ
Phase	1
Synchronous Speed @ Frequency	3600 RPM @ 60 HZ
Voltage @ Frequency	230.0 V @ 60 HZ
	208.0 V @ 60 HZ
	115.0 V @ 60 HZ
Agency Approvals	C UR US
	CURUS
Ambient Temperature	40 °C
Auxiliary Box	NO AUXILLARY BOX
Auxiliary Box Lead Termination	None
Base Indicator	Rigid
Bearing Grease Type	Polyrex EM (-20F +300F)
Blower	None
Current @ Voltage	23.000 A @ 115.0 V
	12.000 A @ 208.0 V
	11.500 A @ 230.0 V
Design Code	L
Drip Cover	No Drip Cover
Duty Rating	CONT
Efficiency @ 100% Load	74.0 %
Electrically Isolated Bearing	Not Electrically Isolated
Feedback Device	NO FEEDBACK
Front Face Code	Standard
Front Shaft Indicator	None

Part Detail

Revision	W
Type	AC
Mech. spec.	35Y527
Base	
Status	PRD/A
Elec. spec.	35WG0506
Layout	35LYY527
Eff. date	01-13-2026
CD Diagram	CD0001
Poles	02
Leads	4#14 A PH,2#18 B PH
Proprietary	False
Created date	12-08-2009

Heater Indicator	No Heater
High Voltage Full Load Amps	11.5 a
Insulation Class	F
Inverter Code	Not Inverter
KVA Code	K
Lifting Lugs	No Lifting Lugs
Locked Bearing Indicator	Locked Bearing
Motor Lead Exit	Ko Box
Motor Lead Quantity/Wire Size	4 @ 14 AWG, A PH
Motor Lead Termination	Flying Leads
Motor Standards	NEMA
Motor Type	3535L
Mounting Arrangement	F1
Number of Poles	2
Overall Length	14.16 IN
Power Factor	82
Product Family	General Purpose
Pulley End Bearing Type	Ball
Pulley Face Code	C-Face
Pulley Shaft Indicator	Standard
Rodent Screen	None
RoHS Status	ROHS COMPLIANT
Service Factor	1.15
Shaft Diameter	0.875 IN
Shaft Extension Location	Pulley End
Shaft Ground Indicator	No Shaft Grounding
Shaft Rotation	Reversible
Shaft Slinger Indicator	No Slinger
Speed	3450 rpm
Speed Code	Single Speed
Starting Method	Direct on line
Thermal Device - Bearing	None
Thermal Device - Winding	None
Vibration Sensor Indicator	No Vibration Sensor

Winding Thermal 1	None
Winding Thermal 2	None

Nameplate

	NP1256L							
CAT.NO.	CL3515T							
SPEC.	35Y527-0506G1							
HP	2							
VOLTS	115/208-230							
AMP	23/12-11.5							
RPM	3450							
FRAME	145TC	**HZ**	60			**PH**	1	
SER.F.	1.15	**CODE**	K	**DES**	L	**CLASS**	F	
NEMA-NOM-EFF	74	**PF**	82					
RATING	40C AMB-CONT							
CC								
DE	6205	**ODE**	6203					
ENCL	TEFC	**SN**						

AC Induction Motor Performance Data
Record # 8075
Typical performance - not guaranteed values

Winding: 35WG0506-R007	**Type:** 3535L	**Enclosure:** TEFC

Nameplate Data				**230 V, 60 Hz: High Voltage Connection**	
Rated Output (HP)			2	**Full Load Torque**	3 LB-FT
Volts			115/208-230	**Start Configuration**	direct on line
Full Load Amps			23/12-11.5	**Breakdown Torque**	9 LB-FT
R.P.M.			3450	**Pull-up Torque**	6 LB-FT
Hz	60	**Phase**	1	**Locked-rotor Torque**	7.5 LB-FT
NEMA Design Code	L	**KVA Code**	K	**Starting Current**	78 A
Service Factor (S.F.)			1.15	**No-load Current**	6 A
NEMA Nom. Eff.	74	**Power Factor**	82	**Line-line Res. @ 25ºC**	0.864 Ω A Ph 1.26 Ω B Ph
Rating - Duty			40C AMB-CONT	**Temp. Rise @ Rated Load**	82°C
S.F. Amps				**Temp. Rise @ S.F. Load**	91°C

Load Characteristics 230 V, 60 Hz, 2 HP

% of Rated Load	**25**	**50**	**75**	**100**	**125**	**150**	**S.F.**
Power Factor	50	65	75	81	85	87	83
Efficiency	49.1	64.2	70.5	73.4	74.3	74.1	73.9
Speed	3569	3548	3524	3499	3471	3438	3482
Line amperes	6.65	7.75	9.2	10.9	12.9	15.1	12.1

ABB Motors and Mechanical Inc.

WINDING # 35WG0506

2 HP 1 PH 60 HZ 3450 RPM 230 V 3535L

TORQUES(LB-FT): PO=9 PU=6 LR=7.5 LRA=78

Typical performance - not guaranteed values.

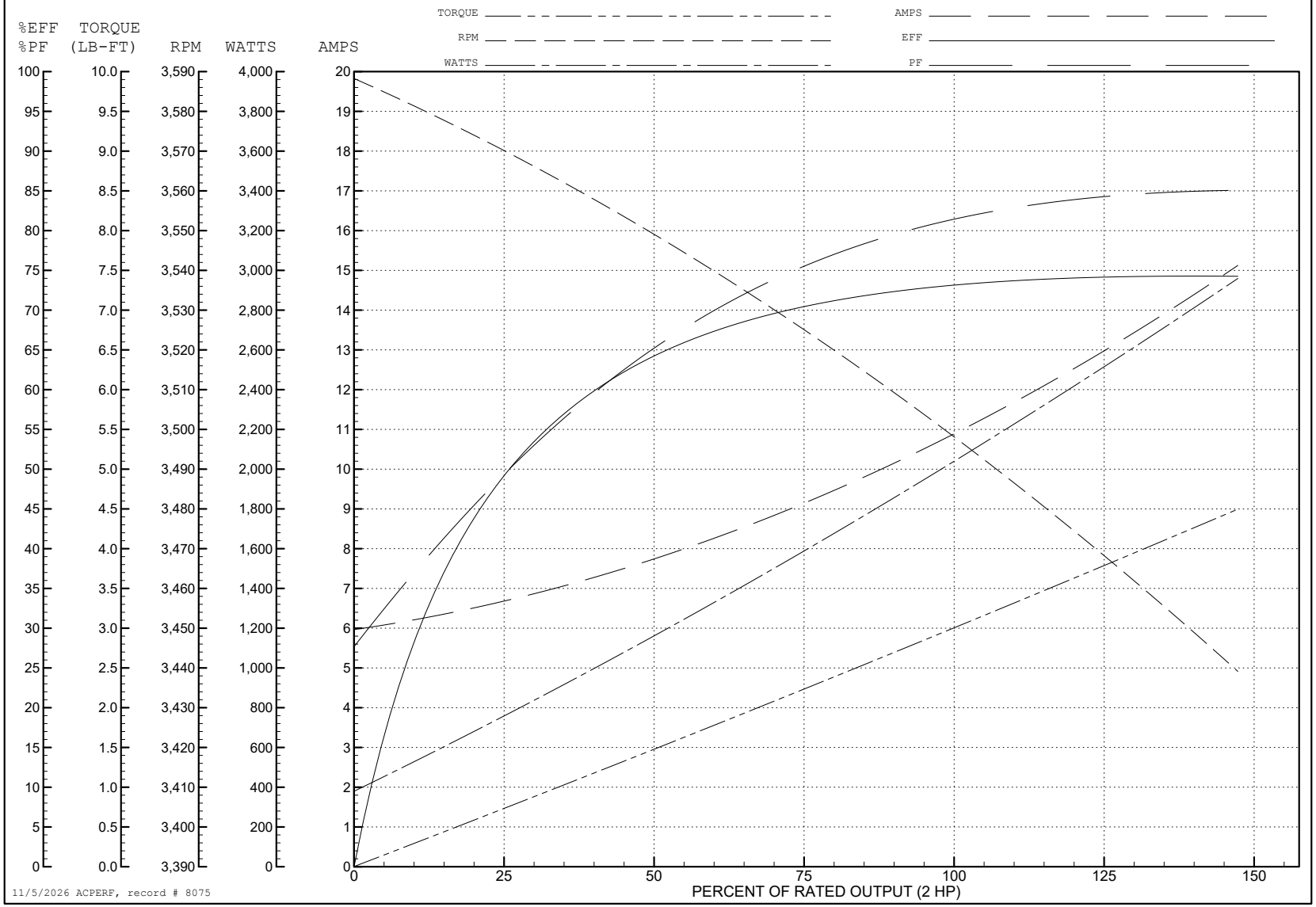

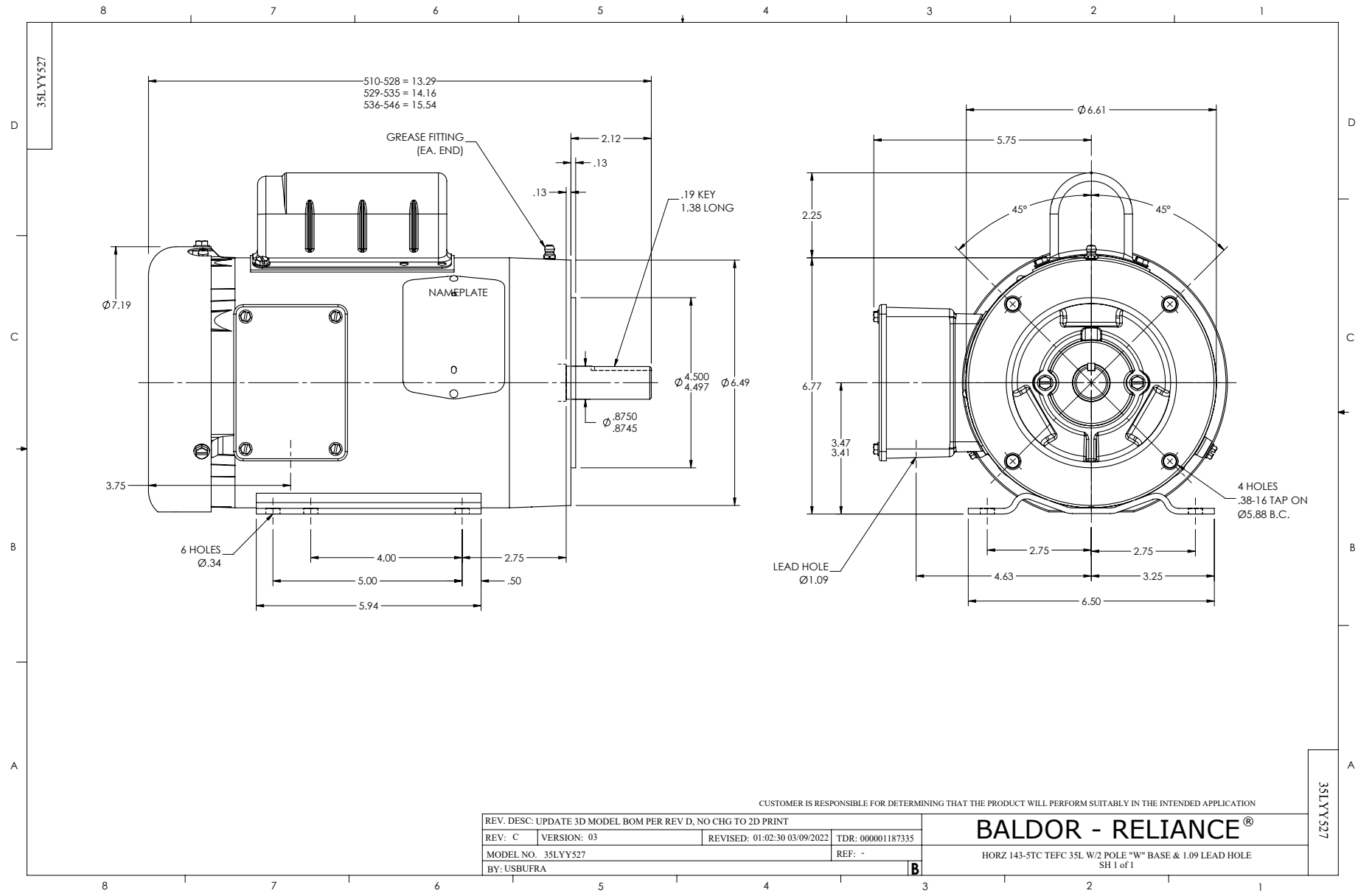
35LYY527
510-528 = 13.29
529-535 = 14.16
536-546 = 15.54
GREASE FITTING (EA. END)
2.12
.13
.13
.19 KEY
1.38 LONG
NAMEPLATE
Ø7.19
Ø 4.500
4.497
Ø6.49
Ø .8750
.8745
3.75
6 HOLES
Ø.34
4.00
2.75
5.00
.50
5.94
Ø6.61
5.75
45°
45°
2.25
6.77
3.47
3.41
4 HOLES
.38-16 TAP ON
Ø5.88 B.C.
LEAD HOLE
Ø1.09
2.75
2.75
4.63
3.25
6.50
CUSTOMER IS RESPONSIBLE FOR DETERMINING THAT THE PRODUCT WILL PERFORM SUITABLY IN THE INTENDED APPLICATION
REV. DESC: UPDATE 3D MODEL BOM PER REV D, NO CHG TO 2D PRINT
REV: C
VERSION: 03
REVISED: 01:02:30 03/09/2022
TDR: 000001187335
MODEL NO. 35LYY527
REF: -
BY: USBUFRA
B
BALDOR - RELIANCE®
HORZ 143-5TC TEFC 35L W/2 POLE "W" BASE & 1.09 LEAD HOLE
SH 1 of 1
35LYY527

CD0001

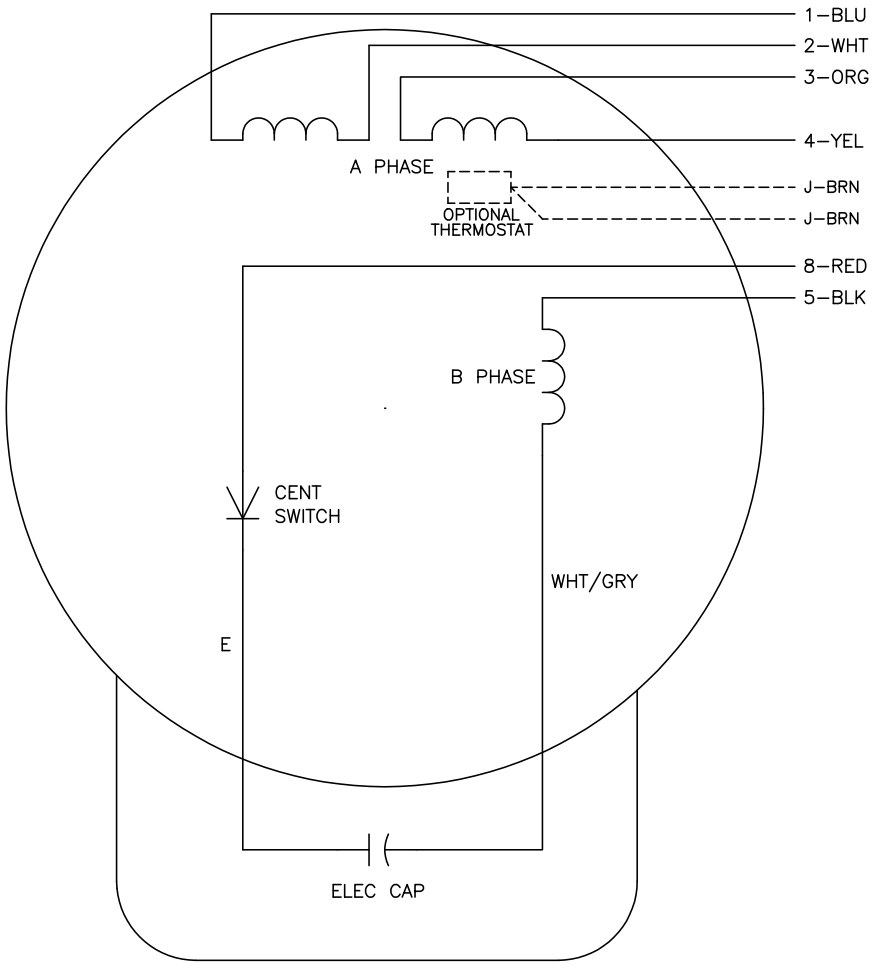

	LINE A	LINE B	JOIN
HIGH STD	1	4,5	2,3,8
HIGH OPP	1	4,8	2,3,5
LOW STD	1,3,8	2,4,5	–
LOW OPP	1,3,5	2,4,8	–

NOTES:

1. STANDARD ROTATION IS CCW FACING END OPPOSITE SHAFT EXTENSION.
2. OPTIONAL THERMOSTAT IS PROVIDED WHEN SPECIFIED.
3. MULTIPLE CAPACITORS ARE CONNECTED IN PARALLEL UNLESS OTHERWISE SPECIFIED.
4. LEAD COLORS ARE OPTIONAL. LEADS MUST ALWAYS BE NUMBERED AS SHOWN.

CD0001

REV. DESC: REVISE TO SHOW OPTIONAL COLORS			BALDOR ELECTRIC Co.
REV. LTR: D	BY: JLP	REVISED: 04/08/99 1:16	TDR: 0178636
CD0001		FILE: AAA00007405	MDL: –
		MTL: –	TYPE L, DV, REV, 6 LEADS