ABB BALDOR RELIANCE

Customer information packet

36G271T210G2

2//1.5HP, 1170//970RPM, 3PH, 60//50HZ, 184T
Class - CLI GP A,B,C,D
Division - Division II

Copyright © All product information within this document is subject to ABB Motors and Mechanical Inc. copyright © protection, unless otherwise noted.
11/5/2026 10:24:16 AM

Specifications

Enclosure	TEFC
Frame	184T
Frame Material	Steel
Frequency	50.00 Hz
	60.00 Hz
Haz Area Class and Group	CLI GP A,B,C,D
Haz Area Division	Division II
Motor Letter Type	Three Phase
Output @ Frequency	1.500 HP @ 50 HZ
	2.000 HP @ 60 HZ
Phase	3
Synchronous Speed @ Frequency	1200 RPM @ 60 HZ
Voltage @ Frequency	460.0 V @ 60 HZ
	380.0 V @ 50 HZ
	230.0 V @ 60 HZ
	208.0 V @ 60 HZ
	190.0 V @ 50 HZ
Agency Approvals	CSA
	CSA EEV
	UR
Ambient Temperature	50 °C
Auxiliary Box	NO AUXILLARY BOX
Auxiliary Box Lead Termination	None
Base Indicator	Rigid
Bearing Grease Type	Polyrex EM (-20F +300F)
Blower	None
Current @ Voltage	7.300 A @ 208.0 V
	7.000 A @ 230.0 V
	6.600 A @ 190.0 V
	3.500 A @ 460.0 V
	3.300 A @ 380.0 V
Design Code	B

Part Detail

Revision	K
Type	AC
Mech. spec.	36G271
Base	
Status	PRD/A
Elec. spec.	36WGT210
Layout	36LYG271
Eff. date	06-16-2026
CD Diagram	CD0005
Poles	06
Leads	9#16
Proprietary	False
Created date	01-04-2011

Drip Cover	No Drip Cover
Duty Rating	CONT
Efficiency @ 100% Load	88.5 %
Electrically Isolated Bearing	Not Electrically Isolated
Feedback Device	NO FEEDBACK
Front Face Code	Standard
Front Shaft Indicator	None
Haz Area Temp Code	T3
Heater Indicator	No Heater
High Voltage Full Load Amps	3.3 a
Insulation Class	F
Inverter Code	Not Inverter
KVA Code	K
Lifting Lugs	No Lifting Lugs
Locked Bearing Indicator	No Locked Bearing
Motor Lead Exit	Ko Box
Motor Lead Quantity/Wire Size	9 @ 16 AWG
Motor Lead Termination	Flying Leads
Motor Standards	NEMA
Motor Type	3640M
Mounting Arrangement	F1
Number of Poles	6
Overall Length	18.05 IN
Power Factor	61
Product Family	General Purpose
Pulley End Bearing Type	Ball
Pulley Face Code	Standard
Pulley Shaft Indicator	Standard
Rodent Screen	None
RoHS Status	ROHS COMPLIANT
Service Factor	1.15
Shaft Diameter	1.125 IN
Shaft Extension Location	Pulley End
Shaft Ground Indicator	No Shaft Grounding

Shaft Rotation	Reversible
Shaft Slinger Indicator	No Slinger
Speed	1170 rpm
	970 rpm
Speed Code	Single Speed
Starting Method	Direct on line
Thermal Device - Bearing	None
Thermal Device - Winding	None
Vibration Sensor Indicator	No Vibration Sensor
Winding Thermal 1	None
Winding Thermal 2	None

Nameplate

NP2153L									
CAT.NO.									
SPEC.	36G271T210G2								
HP	2//1.5					**T. CODE**	T3		
VOLTS	208-230/460//190/380								
AMP	7.3-7/3.5//6.6/3.3								
RPM	1170//970								
FRAME	184T	**HZ**	60//50	**PH**	3				
SER.F.	1.15	**CODE**	K	**DES**	B	**CLASS**	F		
NEMA-NOM-EFF	88.5	**PF**	61						
RATING	50C AMB-CONT								
CC	010A								
DE	6206	**ODE**	6205						
ENCL	TEFC	**SN**							

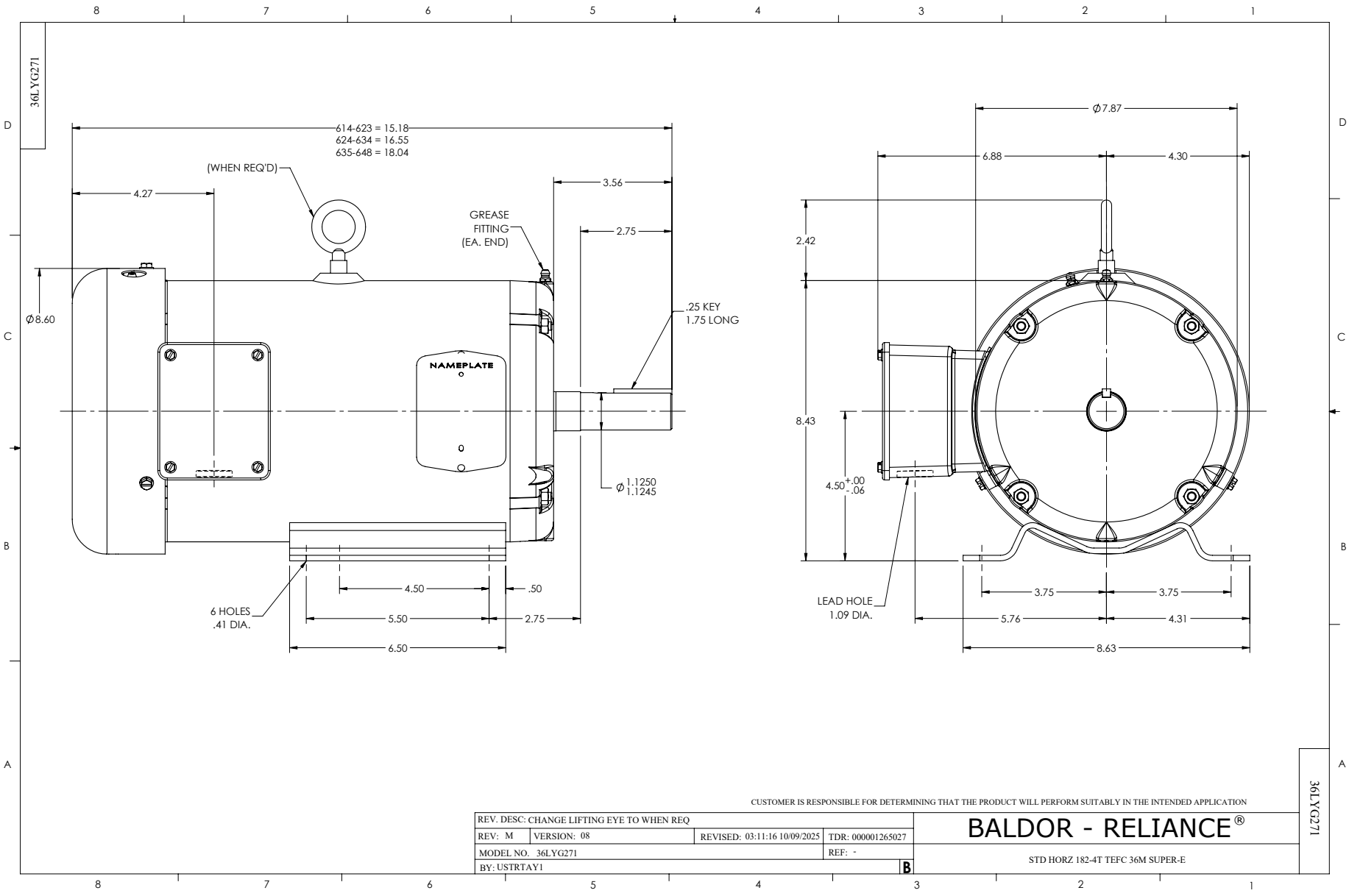
36LYG271
614-623 = 15.18
624-634 = 16.55
635-648 = 18.04
(WHEN REQ'D)
4.27
3.56
2.75
GREASE FITTING (EA. END)
Ø8.60
.25 KEY 1.75 LONG
NAMEPLATE
Ø 1.1250 1.1245
4.50
.50
5.50
2.75
6.50
6 HOLES .41 DIA.
Ø7.87
6.88
4.30
2.42
8.43
4.50 +.00 -.06
LEAD HOLE 1.09 DIA.
3.75
3.75
5.76
4.31
8.63
CUSTOMER IS RESPONSIBLE FOR DETERMINING THAT THE PRODUCT WILL PERFORM SUITABLY IN THE INTENDED APPLICATION
REV. DESC: CHANGE LIFTING EYE TO WHEN REQ
REV: M
VERSION: 08
REVISED: 03:11:16 10/09/2025
TDR: 000001265027
MODEL NO. 36LYG271
REF: -
BY: USTRTAY1
B
BALDOR - RELIANCE®
STD HORZ 182-4T TEFC 36M SUPER-E
36LYG271

CD0005

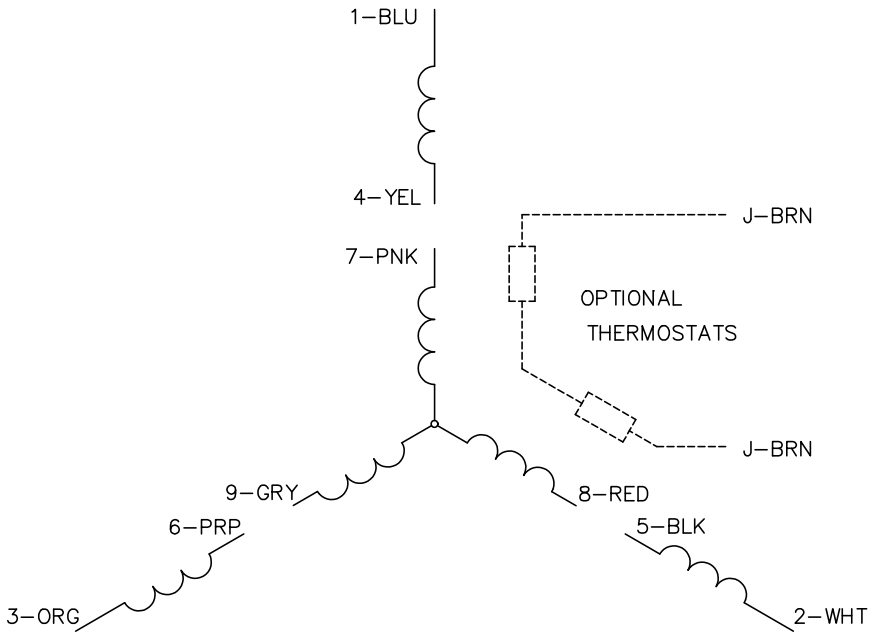

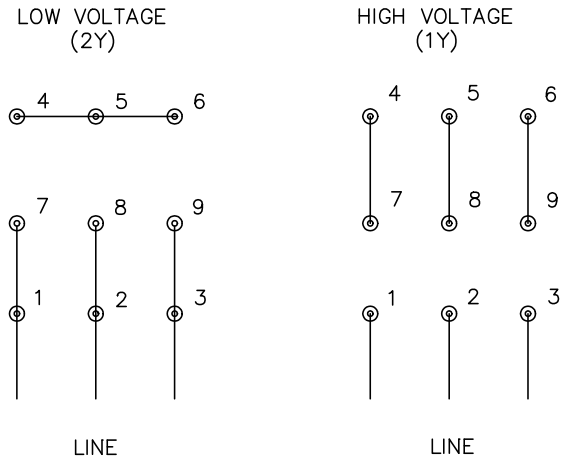

NOTES:

1. INTERCHANGE ANY TWO LINE LEADS TO REVERSE ROTATION.
2. OPTIONAL THERMOSTATS ARE PROVIDED WHEN SPECIFIED.
3. ACTUAL NUMBER OF INTERNAL PARALLEL CIRCUITS MAY BE A MULTIPLE OF THOSE SHOWN ABOVE.
4. LEAD COLORS ARE OPTIONAL. LEADS MUST ALWAYS BE NUMBERED AS SHOWN.

CD0005

REV. DESC: REVISE TO SHOW OPTIONAL COLORS			BALDOR ELECTRIC Co.
REV. LTR: E	BY: JLP	REVISED: 01/19/99 10:15	TDR: 0171435
CD0005		FILE: AAA00005140	MDL: –
		MTL: –	3PH, DV, 9 LEADS