

## ELECTRIC OUTDOOR HEATER

PSG-15R  
PRODUCT USE GUIDE

## INTRODUCTION

## TABLE OF CONTENTS

SECTION 1	
ATTENTION FOR SAFE USE	PAGES 4-5
WARNING	PAGES 5-6
SECTION 2	
PRODUCT DIAGRAM	PAGE 7
PRODUCT INCLUDE	PAGE 8
SECTION 3	
INSTRUCTIONS FOR USE	PAGE 9
SECTION 4	
REMOTE CONTRL	PAGE 10
SPECIFICATIONS	PAGE 10
SECTION 5	
SAFETY FEATURES	PAGE 11
SECTION 6	
MAINTENANCE & CLEANING	PAGE 11
SECTION 7	
TROUBLE SHOOTING	PAGE 11
SECTION 8	
STORAGE	PAGE 12
SECTION 9	
WRANTY	PAGE 12

## ATTENTION FOR SAFE USE

- Please place the product stably and do not turn over or tilt the product when you use the product.
- Please use the power supply that is in consistent with the parameter on the product nameplate. And operate in accordance with the national standard to ensure safety.
- Do not use this product near inflammable and explosive objects or deformed, discolored and deteriorated objects when they are heated. Do not use this product in places with serious dust.
- Do not use this product in places where objects are easy to fall. Do not use this product in vulnerable or unstable places.
- It is strictly forbidden to use this product when it is covered with something. It is strictly forbidden to block the air inlet and air outlet of the product or plug any object into the machine through the holes. It is strictly forbidden to insert metal wires or other foreign matters into any hole of the machine so as to avoid electric shock.
- Do not touch the hot-air outlet, front and back panels of the product during use so as to protect yourself from being scalded.
- It is forbidden to use this product in places near the bathtub, shower head and swimming pool. Do not put it on the carpet, in the wardrobe and closet when you use this product.
- It is forbidden to turn on/off the machine by plugging or unplugging the power plug.
- Do not share the same power outlet with other high-power electrical appliances. Do not place the product beneath the power outlet.
- A distance of more than 0.5 m should be kept between the product and surrounding wall when the product is used. A space of 1.5 meters above the product cannot be blocked.

- 4 -

- When the product is used by children or elderly people who can't take care of themselves, the children and elderly people should be looked after. Turn off the product and store it in a safe place when it is not safe kept by someone.
- It is strictly forbidden to move the machine by dragging the power cord.
- When a fault occurs, please turn off the machine immediately, unplug the power plug and contact with the after-sales service.
- When the power cord is damaged, in order to avoid danger, it must be replaced by the manufacturer or professionals from similar departments.
- It is strictly forbidden to use this product with a programmer, timer or any other device that can be powered on automatically.
- The light source of this luminaire is not replaceable; when the light source reaches its end of life the whole luminaire shall be replaced.

**Tips:** Since the surface coating of the heating unit will volatilize when heated, so there will be a small amount of smoke and odor in the initial stage, which is normal and will not affect your use and health.

## WARNING

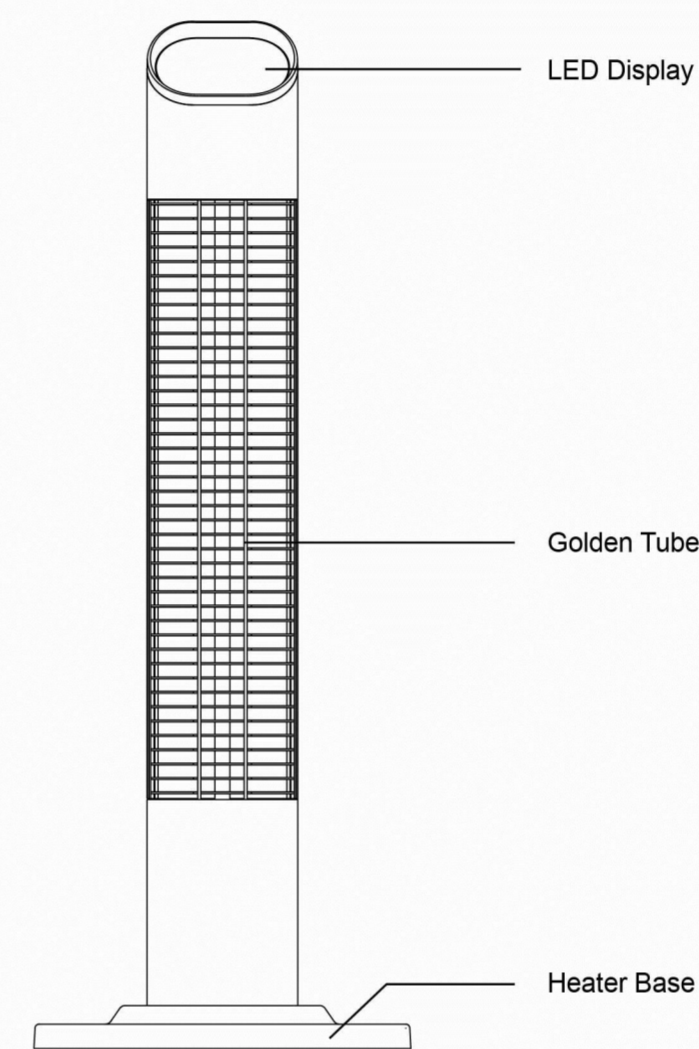
- Do not use the heater with a programmer, timer, separate remote-control system or any other device that switches the heater on automatically, since a fire risk exists if the heater is covered or positioned incorrectly.
- It's dangerous to install the appliance close to curtains and other combustible materials.
- Do not use the heater in reach of a shower, bath or a swimming pool.

- 5 -

- Heater is not located immediately below a socket-outlet.
- If the supply cord is damaged, it must be replaced by the manufacturer, its service agent or a similarly qualified person in order to avoid a hazard.
- In order to avoid overheating, do not cover the heater.
- This appliance can be used by children aged from 8 years and above and persons with reduced physical, sensory or mental capabilities or lack of experience and knowledge if they have been given supervision or instruction concerning use of the appliance in a safe way and understand the hazards involved. Children shall not play with the appliance. Cleaning and user maintenance shall not be made by children unless they are older than 8 and supervised.
- Keep the appliance and its cord out of reach of children less than 8 years.
- WARNING:** This heater is not equipped with a device to control the room temperature. Do not use this heater in small rooms when they are occupied by persons not capable of leaving the room on their own, unless constant supervision is provided.
- Pay attention that, no combustible material due to Wind or other environmental influences covers or obstructs the appliance, such as curtains, marquees, flags, plastic foil etc.
- CAUTION:** Some parts of this product can become very hot and cause burns. Particular attention has to be given where children and vulnerable people are present.

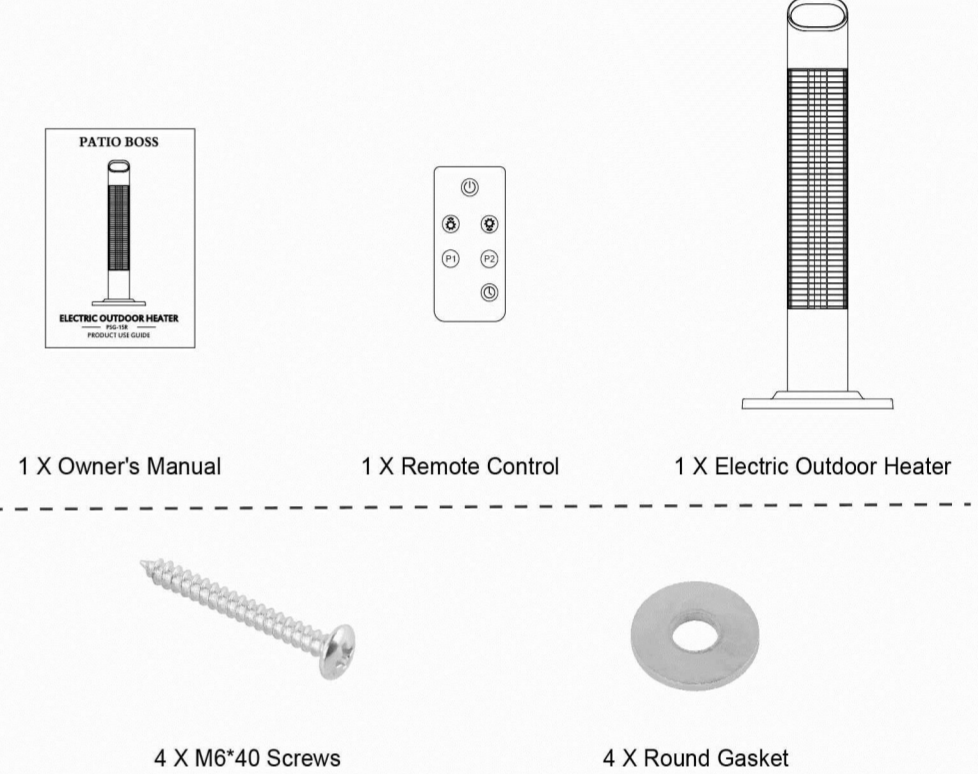
- 6 -

## PRODUCT DIAGRAM

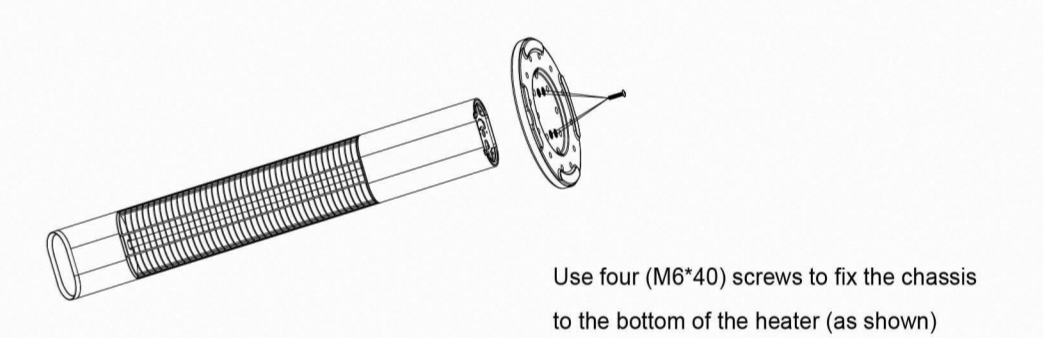


- 7 -

## PRODUCT INCLUDE



## BASE ASSEMBLE






- 8 -

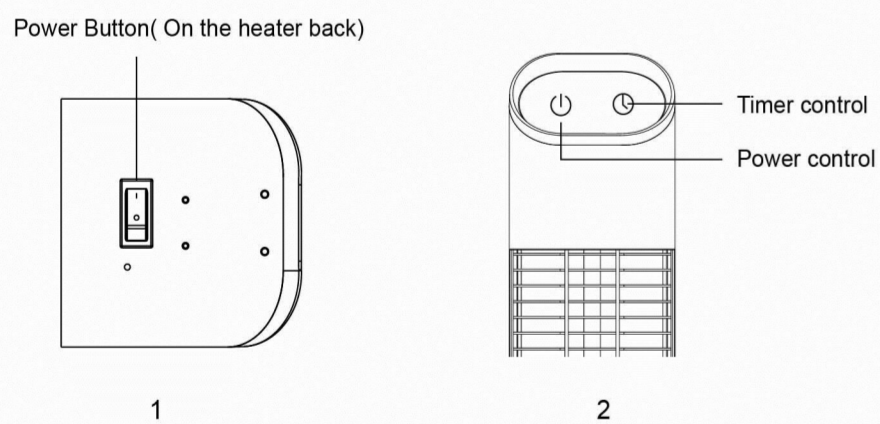
## INSTRUCTIONS FOR USE

### TOUCH SCREEN CONTRL

The heater must provide the appropriate voltage and frequency (AC120V, 60Hz) and be connected to a separate, properly grounded branch circuit, protected by a circuit breaker that complies with the wiring rules. The position can only be operated when the heater is upright.

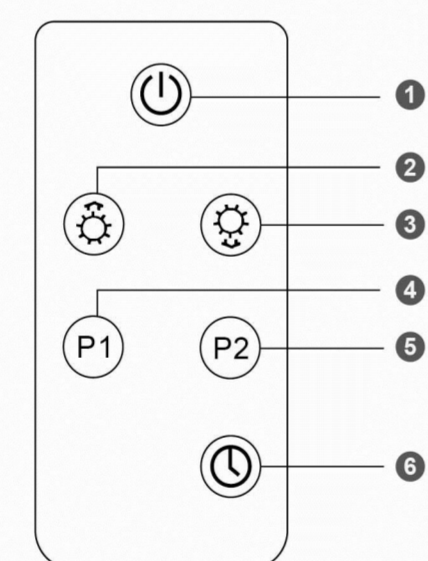
- Press the product power switch, and the blue indicator light of the touch key icon lights up, the display does not show. (see picture 1)
- Please once press , the blue indicator remains unchanged, P0 is displayed, and the product does not work.
- It can increase the temperature F1-F9. You can press , the display will show F1 to F9.
-  control the timer 1 to 24 hours while heater is working.







### THERMOSTAT KNOB (Temaperature Control)



- 9 -

## REMOTE CONTRL



- On / Off**  
 press it while use the heater.
- Increase power control**  
After open the heater, the display will show F1 to F9.  control to increase the temperature until up to the top set F9.
- Decrease power control**  
Use  to decrease the temperature from F9 to F1 to the pleasant temperature.
- Low temperature control**  
 fix the power of 750W which heater's low temperature.
- High temperature control**  
 fix the power of 1500W which heater's high temperature.
- Timer control**  
 control the timer 1 to 24 hours while heater is working.

## SPECIFICATIONS

Voltage Rating	120 V - 50 Hz
Power Consumption	1500 W
Unit Size	11.22 in. (W) x 11.22 in. (D) x 47.24 in. (H)

- 10 -

## SAFETY FEATURES

### Tip-Over Safety Feature

This heater is equipped with a shut-off safety feature. Once the heater is tipped over, an internal switch will automatically shut the heater off. Once the heater is restored to an upright position, the heater will reset.

## MAINTENANCE & CLEANING

Turn off the circuit breaker before maintenance and let the unit cool completely.

- To keep the heater clean, the outer shell may be cleaned with a soft, damp cloth. You may use a mild detergent if necessary. After cleaning, dry the unit with a soft cloth.
- DO NOT use alcohol, gasoline, abrasive powders, furniture polish, or rough brushes to clean the heater. This may cause damage or deterioration to the surface of the heater.
- Although this heater is outdoor approved (Balconies and patios), DO NOT immerse the heater in water for your safety. Wait until the unit is completely dry before use. er and toluene lest the shell becomes yellow and corrodes

## TROUBLE SHOOTING

If the heater will not operate, please check the following before seeking repair of service:

- Check if electricity to the main fuse is working.
- Make certain the power switches are turned on. If not, choose a setting

- 11 -

## STORAGE

If the heater will not be used for a long period of time, store it in a cool, dry location when not in use. To prevent dust and dirt build-up, use the original packaging to repack the unit.

## WRANTY

After-sales Service Letter of Commitment:

All products purchased in our company are guaranteed to keep in good repair for 1 year. If quality problems happen in guarantee period, our company will maintain for free or provide replacement. Additionally, our company provides technical support and fittings for life. After-sales service isn't restricted by time and hear feedback idea of users and deal with them in time. If you are caught in some problems when using our products, welcome to contact us at any time.

- 12 -