ABB BALDOR RELIANCE

Customer information packet

VXL051522

1.5HP, 3450RPM, 1PH, 60HZ, 56C, 3530L, XPFC, F1
Class - CLI GP D; CLII GP F,G
Division - Division I

Copyright © All product information within this document is subject to ABB Motors and Mechanical Inc. copyright © protection, unless otherwise noted.
11/5/2026 1:21:29 PM

Specifications

Enclosure	XPFC
Frame	56C
Frame Material	Steel
Frequency	60.00 Hz
Haz Area Class and Group	CLI GP D; CLII GP F,G
Haz Area Division	Division I
Motor Letter Type	Cap Start, Induction Run
Output @ Frequency	1.500 HP @ 60 HZ
Phase	1
Synchronous Speed @ Frequency	3600 RPM @ 60 HZ
Voltage @ Frequency	230.0 V @ 60 HZ
	115.0 V @ 60 HZ
	208.0 V @ 60 HZ
Agency Approvals	CSA
	UL
Ambient Temperature	40 °C
Auxiliary Box	NO AUXILLARY BOX
Auxiliary Box Lead Termination	None
Base Indicator	No Mounting
Bearing Grease Type	Polyrex EM (-20F +300F)
Blower	None
Current @ Voltage	16.000 A @ 115.0 V
	8.000 A @ 230.0 V
	8.500 A @ 208.0 V
Design Code	L
Drip Cover	No Drip Cover
Duty Rating	CONT
Efficiency @ 100% Load	70.0 %
Electrically Isolated Bearing	Not Electrically Isolated
Feedback Device	NO FEEDBACK
Haz Area Temp Code	T3C
Heater Indicator	No Heater

Part Detail

Revision	D
Type	AC
Mech. spec.	
Base	
Status	PRD/A
Elec. spec.	35WG0093
Layout	35LYE371
Eff. date	09-18-2024
CD Diagram	CD0001
Poles	02/02
Leads	4#16 A PH,2#18 B PH
Proprietary	False
Created date	04-14-2021

High Voltage Full Load Amps	8.0 a
Insulation Class	F
IP Rating	NONE
KVA Code	J
Lifting Lugs	No Lifting Lugs
Locked Bearing Indicator	Locked Bearing
Motor Lead Termination	Flying Leads
Motor Standards	NEMA
Motor Type	3530L
Mounting Arrangement	F1
Number of Poles	2
Overall Length	16.03 IN
Power Factor	82
Product Family	General Purpose
Pulley Face Code	C-Face
Rodent Screen	None
Service Factor	1.15
Shaft Diameter	0.625 IN
Shaft Ground Indicator	No Shaft Grounding
Shaft Rotation	Reversible
Speed	3450 rpm
Speed Code	Single Speed
Starting Method	Direct on line
Thermal Device - Bearing	None
Thermal Device - Winding	Normally Closed Thermostat
Vibration Sensor Indicator	No Vibration Sensor
Winding Thermal 1	None
Winding Thermal 2	None

Nameplate

NP1426XPSL							
NO.		**CC**					
SER.							
SPEC.	35-0000-1105						
CAT.NO.	VXL051522						
HP	1.5	**T. CODE**	T3C				
VOLTS	115/208-230						
AMPS	16/8.5-8						
RPM	3450						
HZ	60	**PH**	1	**CL**	F		
SER.F.	1.15	**DES**	L	**CODE**	J		
RATING	40C AMB-CONT						
FRAME	56C			**NEMA-NOM-EFF**	70		
		PF	82				
BLANK	NEMA MG-1 PART 5, IP54						

AC Induction Motor Performance Data
Record # 87244
Typical performance - not guaranteed values

Winding: 35WG0199-R007	**Type:** 3528L	**Enclosure:** XPFC

Nameplate Data				**115 V, 60 Hz: Low Voltage Connection**	
Rated Output (HP)			1.5	**Full Load Torque**	2.282 LB-FT
Volts			115/208-230	**Start Configuration**	Unknown
Full Load Amps			15/7.9-7.5	**Breakdown Torque**	6.56 LB-FT
R.P.M.			3450	**Pull-up Torque**	4.82 LB-FT
Hz	60	**Phase**	1	**Locked-rotor Torque**	7.25 LB-FT
NEMA Design Code	L	**KVA Code**	H	**Starting Current**	104 A
Service Factor (S.F.)			1	**No-load Current**	8.68 A
NEMA Nom. Eff.	70	**Power Factor**	82	**Line-line Res. @ 25ºC**	1.3569 Ω A Ph 1.2102 Ω B Ph
Rating - Duty			40C AMB-CONT	**Temp. Rise @ Rated Load**	72°C

Load Characteristics 115 V, 60 Hz, 1.5 HP

% of Rated Load	**25**	**50**	**75**	**100**	**125**	**150**
Power Factor	51	66	76	83	85	87
Efficiency	50.7	64.9	70.6	71.5	71.8	70.8
Speed	3572.2	3550.8	3527.2	3478	3472	3437.1
Line amperes	9.61	11.5	13.9	16.38	20.2	23.7

ABB Motors and Mechanical Inc.

WINDING # 35WG0199

1.5 HP 1 PH 60 HZ 3450 RPM 115 V 3528L

Typical performance - not guaranteed values.

TORQUES(LB-FT): PO=6.56 PU=4.82 LR=7.25 LRA=104

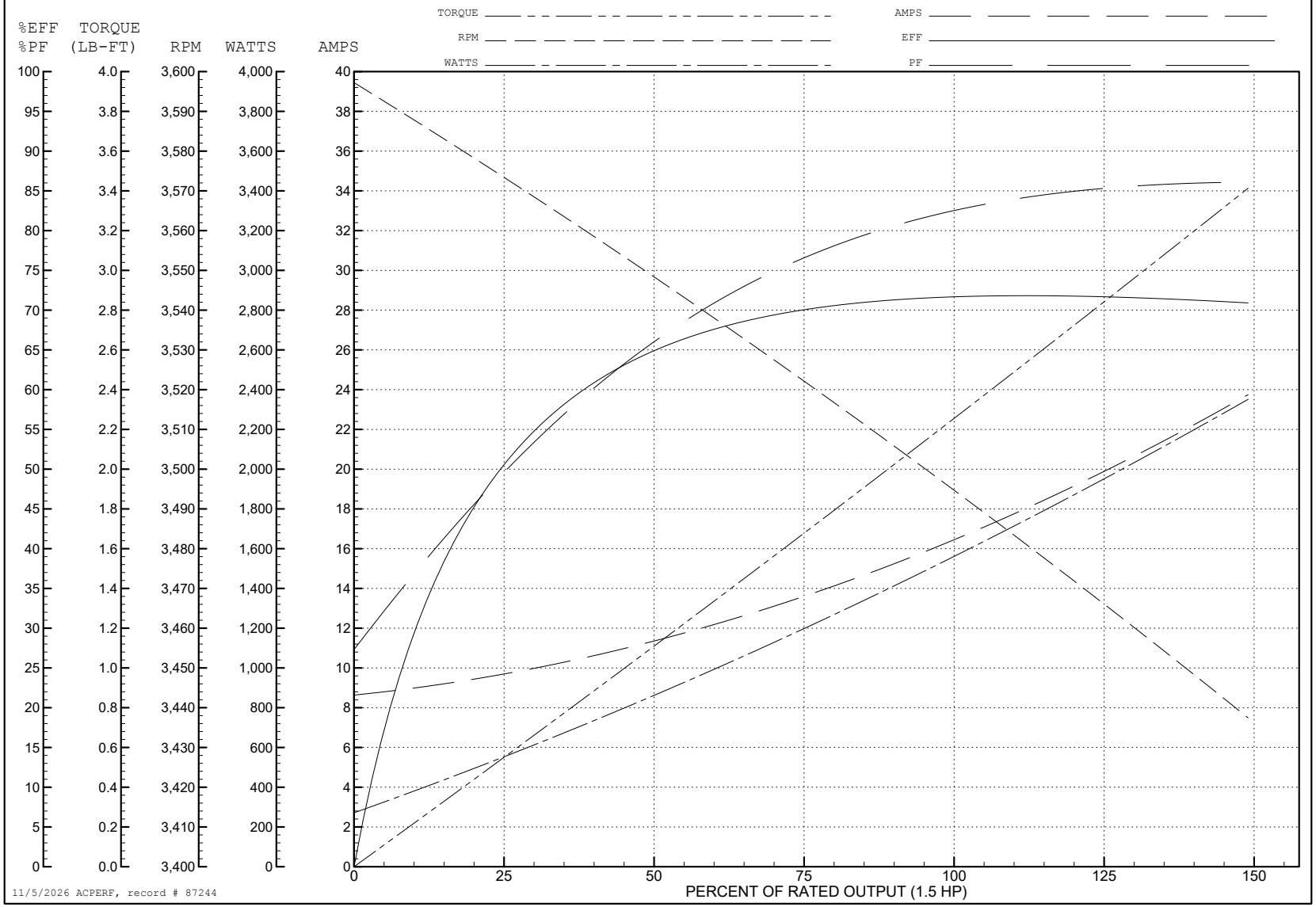

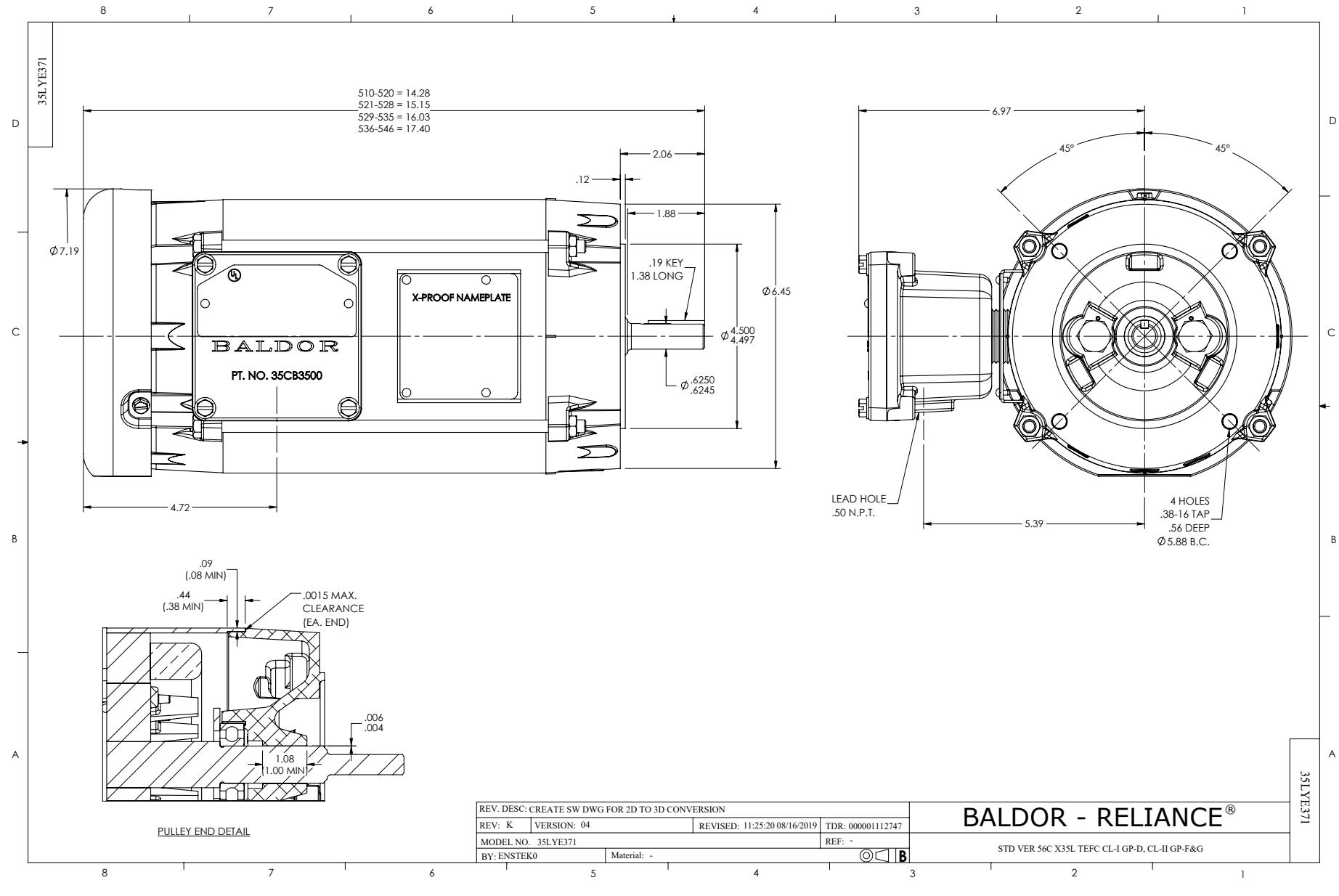
35LYE371
510-520 = 14.28
521-528 = 15.15
529-535 = 16.03
536-546 = 17.40
2.06
.12
1.88
Ø7.19
.19 KEY
1.38 LONG
Ø6.45
X-PROOF NAMEPLATE
BALDOR
PT. NO. 35CB3500
Ø4.500
4.497
Ø.6250
.6245
4.72
6.97
45°
45°
LEAD HOLE
.50 N.P.T.
5.39
4 HOLES
.38-16 TAP
.56 DEEP
Ø5.88 B.C.
.09
(.08 MIN)
.44
(.38 MIN)
.0015 MAX.
CLEARANCE
(EA. END)
.006
.004
1.08
(1.00 MIN)
PULLEY END DETAIL
REV. DESC: CREATE SW DWG FOR 2D TO 3D CONVERSION
REV: K
VERSION: 04
REVISED: 11:25:20 08/16/2019
TDR: 000001112747
MODEL NO. 35LYE371
REF: -
BY: ENSTEK0
Material: -
BALDOR - RELIANCE®
STD VER 56C X35L TEFC CL-I GP-D, CL-II GP-F&G
35LYE371

CD0064A01

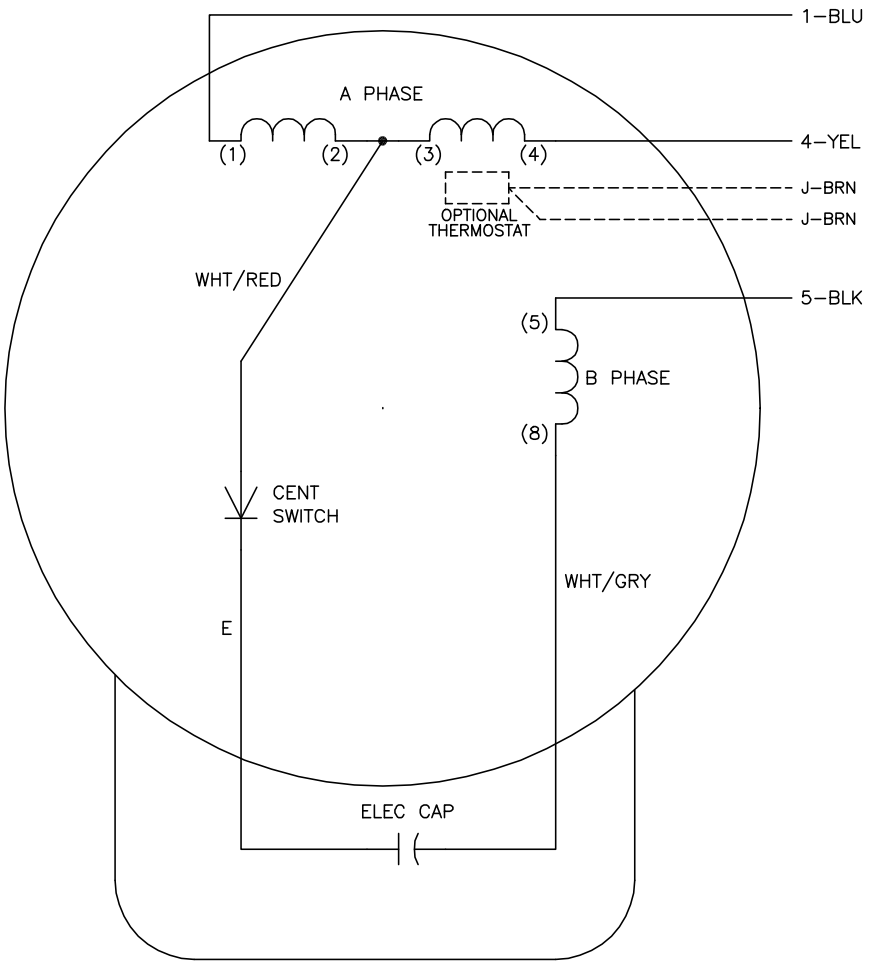

	LINE A	LINE B
STD	1	4,5
OPP	1,5	4

NOTES:

1. STANDARD ROTATION IS CCW FACING END OPPOSITE SHAFT EXTENSION.
2. OPTIONAL THERMOSTAT IS PROVIDED WHEN SPECIFIED.
3. MULTIPLE CAPACITORS ARE CONNECTED IN PARALLEL UNLESS OTHERWISE SPECIFIED.
4. LEAD COLORS ARE OPTIONAL. LEADS MUST ALWAYS BE NUMBERED AS SHOWN.

REV. DESC: ADD OPTIONAL COLORS			BALDOR ELECTRIC Co.
REV. LTR: B	VERSION: 01	TDR: 000000373051	
CD0064A01	FILE: \AAA\00022\058	REVISED: 10:59:13 09/08/2005	TYPE L, SV, REV, 3 LEADS, HVC OF DV MOTOR
	MTL: –	BY: ENJOEP0	

CD0064A01

CD0001

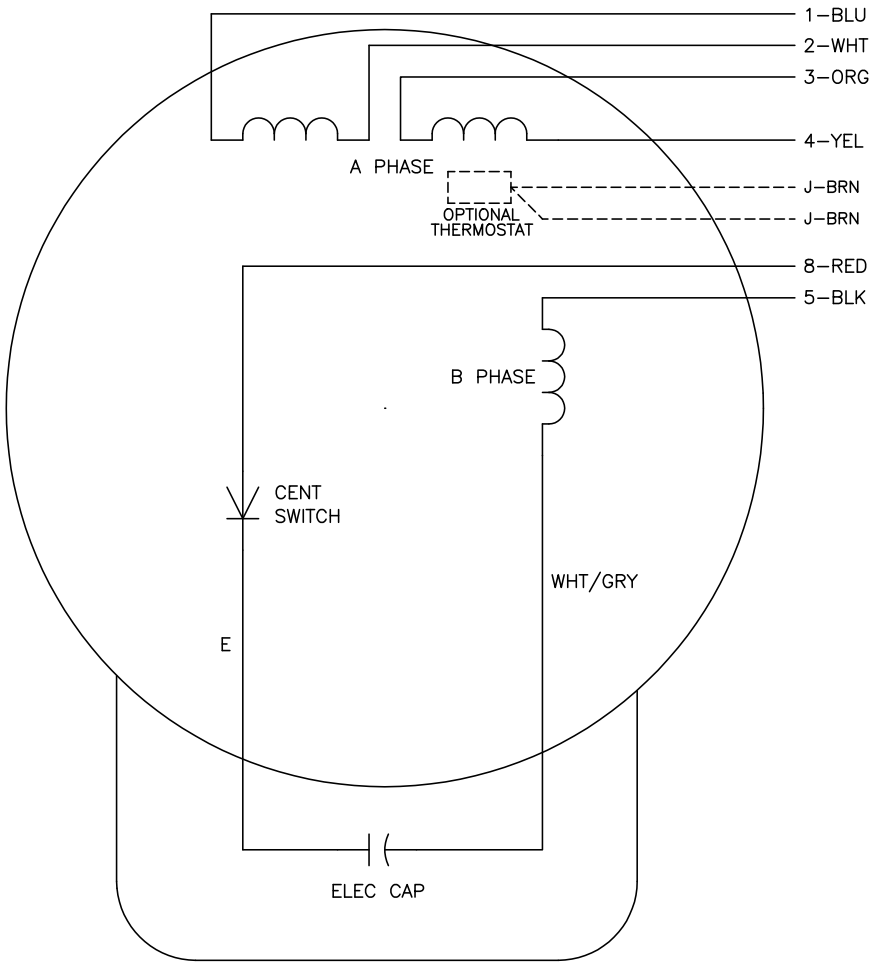

	LINE A	LINE B	JOIN
HIGH STD	1	4,5	2,3,8
HIGH OPP	1	4,8	2,3,5
LOW STD	1,3,8	2,4,5	–
LOW OPP	1,3,5	2,4,8	–

NOTES:

1. STANDARD ROTATION IS CCW FACING END OPPOSITE SHAFT EXTENSION.
2. OPTIONAL THERMOSTAT IS PROVIDED WHEN SPECIFIED.
3. MULTIPLE CAPACITORS ARE CONNECTED IN PARALLEL UNLESS OTHERWISE SPECIFIED.
4. LEAD COLORS ARE OPTIONAL. LEADS MUST ALWAYS BE NUMBERED AS SHOWN.

CD0001

REV. DESC: REVISE TO SHOW OPTIONAL COLORS			BALDOR ELECTRIC Co.
REV. LTR: D	BY: JLP	REVISED: 04/08/99 1:16	TDR: 0178636
CD0001		FILE: AAA00007405	MDL: –
		MTL: –	TYPE L, DV, REV, 6 LEADS