ABB BALDOR RELIANCE

Customer information packet

EL3612T

5HP, 1735RPM, 1PH, 60HZ, 184T, 3646LC, TEFC, F1
Class - None
Division - Not Applicable

Copyright © All product information within this document is subject to ABB Motors and Mechanical Inc. copyright © protection, unless otherwise noted.
11/5/2026 3:29:10 PM

Specifications

Enclosure	TEFC
Frame	184T
Frame Material	Steel
Frequency	60.00 Hz
Haz Area Class and Group	None
Haz Area Division	Not Applicable
Motor Letter Type	Cap Start, Cap Run
Output @ Frequency	5.000 HP @ 60 HZ
Phase	1
Synchronous Speed @ Frequency	1800 RPM @ 60 HZ
Voltage @ Frequency	230.0 V @ 60 HZ
Agency Approvals	CSA EEV
	CURUS
	CURUSEEV
	NEMA PREMIUM (OLD LOGO)
	C UR US
Ambient Temperature	40 °C
Auxiliary Box	NO AUXILLARY BOX
Auxiliary Box Lead Termination	None
Base Indicator	Rigid
Bearing Grease Type	Polyrex EM (-20F +300F)
Blower	None
Current @ Voltage	19.100 A @ 230.0 V
Design Code	L
Drip Cover	No Drip Cover
Duty Rating	CONT
Efficiency @ 100% Load	86.5 %
Electrically Isolated Bearing	Not Electrically Isolated
Feedback Device	NO FEEDBACK
Front Face Code	Standard
Front Shaft Indicator	None
Heater Indicator	No Heater

Part Detail

Revision	AZ
Type	AC
Mech. spec.	36E004
Base	
Status	PRD/A
Elec. spec.	36WGY530
Layout	36LYE004
Eff. date	07-17-2025
CD Diagram	CD0017A02
Poles	04
Leads	2#10 A PH,2#16 B PH
Proprietary	False
Created date	01-01-0001

High Voltage Full Load Amps	19.1 a
Insulation Class	F
Inverter Code	Not Inverter
KVA Code	G
Lifting Lugs	No Lifting Lugs
Locked Bearing Indicator	No Locked Bearing
Motor Lead Exit	Ko Box
Motor Lead Quantity/Wire Size	2 @ 10 AWG, A PH
Motor Lead Termination	Flying Leads
Motor Standards	NEMA
Motor Type	3646LC
Mounting Arrangement	F1
Number of Poles	4
Overall Length	18.06 IN
Power Factor	97
Product Family	General Purpose
Pulley End Bearing Type	Ball
Pulley Face Code	Standard
Pulley Shaft Indicator	Standard
Rodent Screen	None
Service Factor	1.00
Shaft Diameter	1.125 IN
Shaft Extension Location	Pulley End
Shaft Ground Indicator	No Shaft Grounding
Shaft Rotation	Reversible
Shaft Slinger Indicator	No Slinger
Speed	1735 rpm
Speed Code	Single Speed
Starting Method	Direct on line
Thermal Device - Bearing	None
Thermal Device - Winding	None
Vibration Sensor Indicator	No Vibration Sensor
Winding Thermal 1	None
Winding Thermal 2	None

Nameplate

NP2116L									
CAT.NO.	EL3612T								
SPEC.	36E004Y530E7								
HP	5								
VOLTS	230								
AMP	19.1								
RPM	1735								
FRAME	184T		**HZ**	60		**PH**	1		
SER.F.	1.00	**CODE**	G	**DES**	L	**CL**	F		
NEMA-NOM-EFF	86.5	**PF**	97						
RATING	40C AMB-CONT								
CC									
DE	6206	**ODE**	6205						
ENCL	TEFC	**SN**							

Accessories

Part number	Description	Multiplier
36-3301	C FACE KIT	A8
36EP1304A62SP	FLANGE MTD ENDPLATE 182-4TD -ENCL (LESS	A8

AC Induction Motor Performance Data
Record # 11393
Typical performance - not guaranteed values

Winding: 36WGY530-R001	**Type:** 3646LC	**Enclosure:** TEFC

Nameplate Data				**230 V, 60 Hz: Single Voltage Motor**	
Rated Output (HP)			5	**Full Load Torque**	15 LB-FT
Volts			230	**Start Configuration**	direct on line
Full Load Amps			19.1	**Breakdown Torque**	34.8 LB-FT
R.P.M.			1735	**Pull-up Torque**	31.9 LB-FT
Hz	60	**Phase**	1	**Locked-rotor Torque**	41.1 LB-FT
NEMA Design Code	L	**KVA Code**	G	**Starting Current**	127 A
Service Factor (S.F.)			1	**No-load Current**	3.08 A
NEMA Nom. Eff.	86.5	**Power Factor**	97	**Line-line Res. @ 25ºC**	0.42 Ω A Ph 0.91 Ω B Ph
Rating - Duty			40C AMB-CONT	**Temp. Rise @ Rated Load**	86°C

Load Characteristics 230 V, 60 Hz, 5 HP

% of Rated Load	**25**	**50**	**75**	**100**	**125**	**150**
Power Factor	92	96	97	97	97	96
Efficiency	70.6	83.6	86.8	86.6	84.4	80.4
Speed	1784	1771	1755	1737	1716	1687
Line amperes	6.05	9.95	14.3	19.1	24.5	31.1

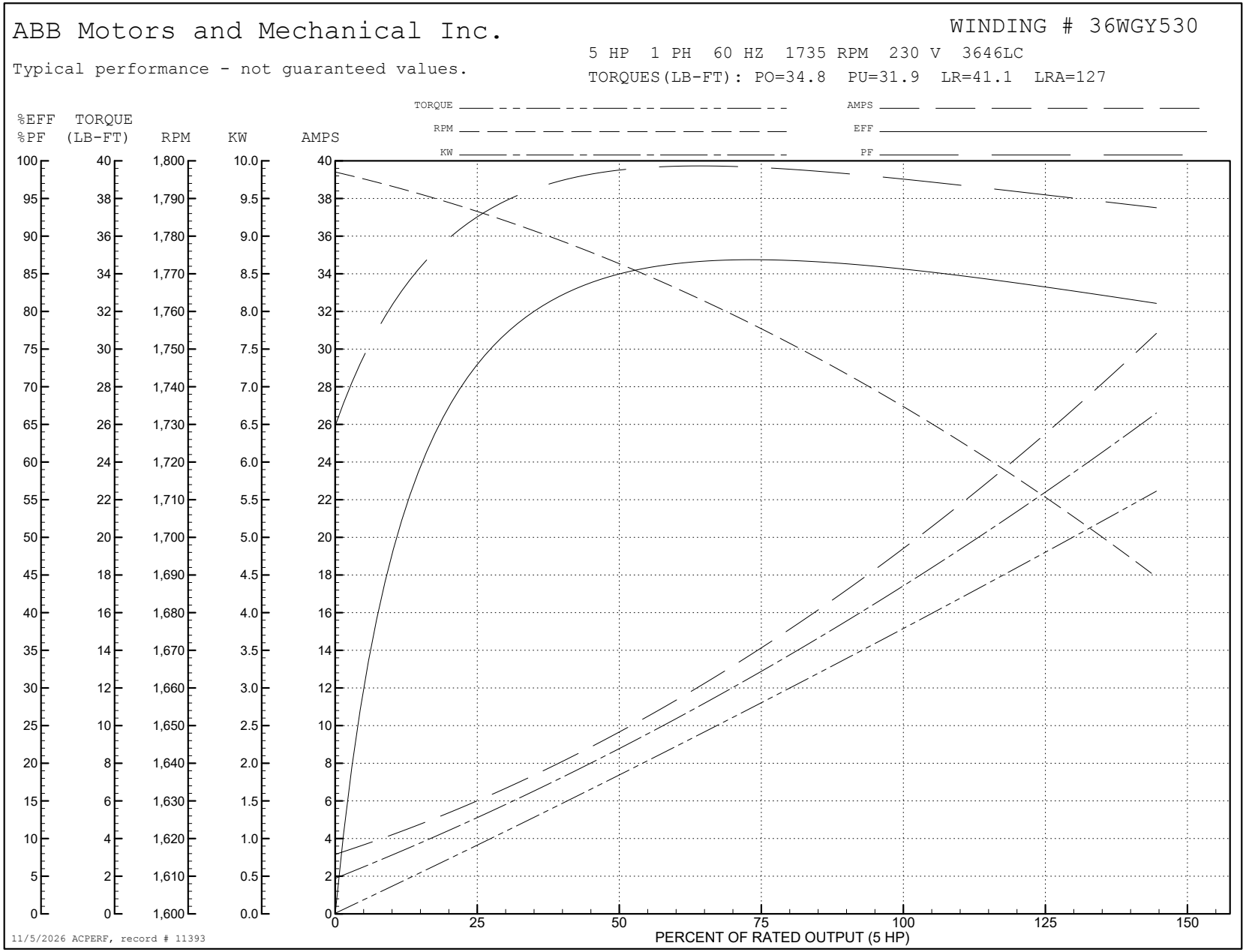
ABB Motors and Mechanical Inc.
WINDING # 36WGY530
5 HP 1 PH 60 HZ 1735 RPM 230 V 3646LC
Typical performance - not guaranteed values.
TORQUES(LB-FT): PO=34.8 PU=31.9 LR=41.1 LRA=127
TORQUE
RPM
KW
AMPS
EFF
PF
%EFF %PF
TORQUE (LB-FT)
RPM
KW
AMPS
PERCENT OF RATED OUTPUT (5 HP)
11/5/2026 ACPERF, record # 11393

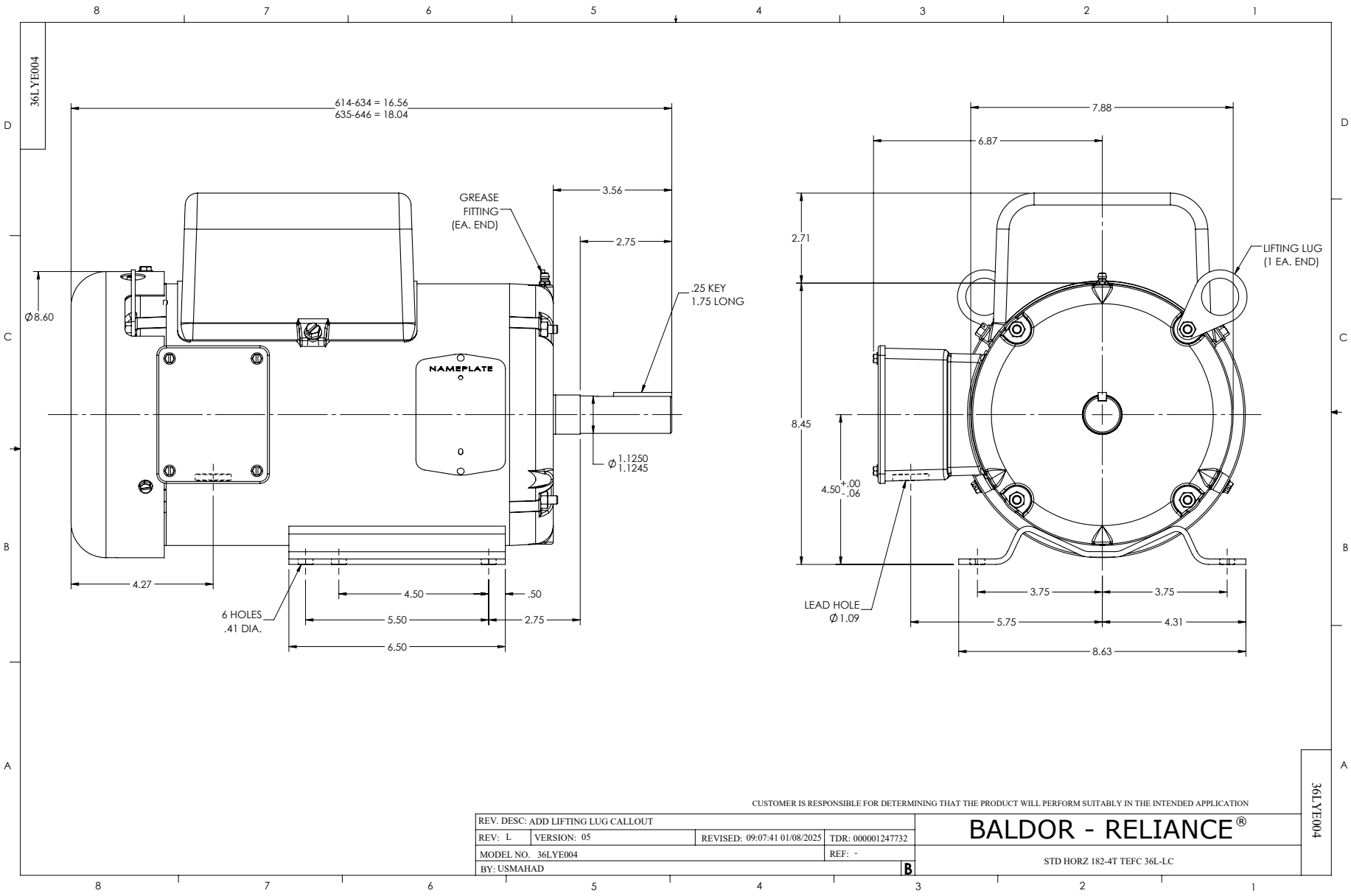
36LYE004
614-634 = 16.56
635-646 = 18.04
GREASE FITTING (EA. END)
3.56
2.75
.25 KEY
1.75 LONG
Ø8.60
NAMEPLATE
Ø 1.1250
1.1245
4.27
4.50
.50
5.50
2.75
6.50
6 HOLES
.41 DIA.
7.88
6.87
2.71
LIFTING LUG
(1 EA. END)
8.45
4.50 +.00 -.06
LEAD HOLE
Ø1.09
3.75
3.75
5.75
4.31
8.63
CUSTOMER IS RESPONSIBLE FOR DETERMINING THAT THE PRODUCT WILL PERFORM SUITABLY IN THE INTENDED APPLICATION
REV. DESC: ADD LIFTING LUG CALLOUT
REV: L
VERSION: 05
REVISED: 09:07:41 01/08/2025
TDR: 000001247732
MODEL NO. 36LYE004
REF: -
BY: USMAHAD
B
BALDOR - RELIANCE®
STD HORZ 182-4T TEFC 36L-LC
36LYE004

CD0017A02

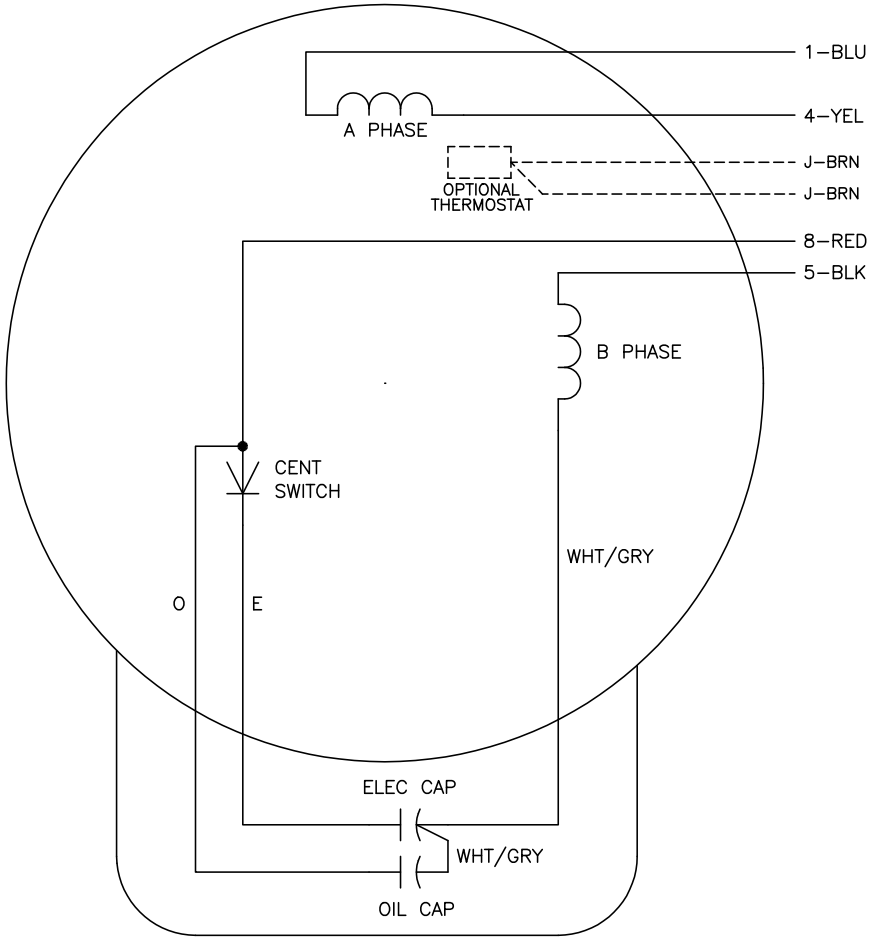

	LINE A	LINE B
STD	1,8	4,5
OPP	1,5	4,8

NOTES:

1. STANDARD ROTATION IS CCW FACING END OPPOSITE SHAFT EXTENSION.
2. OPTIONAL THERMOSTAT IS PROVIDED WHEN SPECIFIED.
3. MULTIPLE CAPACITORS ARE CONNECTED IN PARALLEL UNLESS OTHERWISE SPECIFIED.
4. LEAD COLORS ARE OPTIONAL. LEADS MUST ALWAYS BE NUMBERED AS SHOWN.

REV. DESC: REVISE TO SHOW OPTIONAL COLORS			BALDOR ELECTRIC Co.
REV. LTR: B	BY: JLP	REVISED: 04/09/99 11:30	TDR: 0178636
CD0017A02		FILE: AAA00007514	MDL: –
		MTL: –	TYPE LC, SV, REV, 4 LEADS

CD0017A02