ABB BALDOR RELIANCE

Customer information packet

RL1301A277

.33HP/1725RPM/1PH/OPEN/NEMA 56
Class - None
Division - Not Applicable

Copyright © All product information within this document is subject to ABB Motors and Mechanical Inc. copyright © protection, unless otherwise noted.
11/5/2026 1:05:31 PM

Specifications

Enclosure	OPEN
Frame	56
Frame Material	Steel
Frequency	60.00 Hz
Haz Area Class and Group	None
Haz Area Division	Not Applicable
Motor Letter Type	Cap Start, Induction Run
Output @ Frequency	.330 HP @ 60 HZ
Phase	1
Synchronous Speed @ Frequency	1800 RPM @ 60 HZ
Voltage @ Frequency	277.0 V @ 60 HZ
Agency Approvals	UR
	CSA
Ambient Temperature	40 °C
Auxiliary Box	NO AUXILLARY BOX
Auxiliary Box Lead Termination	None
Base Indicator	Resilient
Bearing Grease Type	Polyrex EM (-20F +300F)
Blower	None
Current @ Voltage	2.500 A @ 277.0 V
Design Code	N
Drip Cover	No Drip Cover
Duty Rating	CONT
Efficiency @ 100% Load	60.0 %
Electrically Isolated Bearing	Not Electrically Isolated
Feedback Device	NO FEEDBACK
Front Face Code	Resilient Mount
Front Shaft Indicator	None
Heater Indicator	No Heater
High Voltage Full Load Amps	2.5 a
Insulation Class	B
Inverter Code	Not Inverter

Part Detail

Revision	Y
Type	AC
Mech. spec.	34K018
Base	
Status	PRD/A
Elec. spec.	34WGW220
Layout	34LYK018
Eff. date	10-28-2024
CD Diagram	CD0085
Poles	04
Leads	5#18
Proprietary	False
Created date	01-01-0001

KVA Code	L
Lifting Lugs	No Lifting Lugs
Locked Bearing Indicator	No Locked Bearing
Motor Lead Exit	Terminal Panel
Motor Lead Quantity/Wire Size	5 @ 18 AWG
Motor Lead Termination	Flying Leads
Motor Standards	NEMA
Motor Type	3414L
Mounting Arrangement	F1
Number of Poles	4
Overall Length	10.97 IN
Power Factor	60
Product Family	General Purpose
Pulley End Bearing Type	Ball
Pulley Face Code	Resilient Mount
Pulley Shaft Indicator	Standard
Rodent Screen	None
Service Factor	1.35
Shaft Diameter	0.625 IN
Shaft Extension Location	Pulley End
Shaft Ground Indicator	No Shaft Grounding
Shaft Rotation	Reversible: Connected Standard
Shaft Slinger Indicator	No Slinger
Speed	1725 rpm
Speed Code	Single Speed
Starting Method	Direct on line
Thermal Device - Bearing	None
Thermal Device - Winding	None
Vibration Sensor Indicator	No Vibration Sensor
Winding Thermal 1	Automatic Thermal Overload
Winding Thermal 1 Location	SB

Nameplate

	NP1257L									
CAT.NO.	RL1301A277									
SPEC.	34K18W220									
HP	.33									
VOLTS	277									
AMP	2.5									
RPM	1725									
FRAME	56		**HZ**	60		**PH**	1			
SER.F.	1.35	**CODE**	L	**DES**	N	**CL**	B			
NEMA-NOM-EFF	60	**PF**	60							
RATING	40C AMB-CONT									
CC										
DE	6203	**ODE**	6203							
ENCL	OPEN	**SN**								
	SFA 2.8									

AC Induction Motor Performance Data
Record # 36360
Typical performance - not guaranteed values

Winding: 34WGW220-R001	**Type:** 3414L	**Enclosure:** TEFC

Nameplate Data				**277 V, 60 Hz: Single Voltage Motor**	
Rated Output (HP)			.33	**Full Load Torque**	0.994 LB-FT
Volts			277	**Start Configuration**	direct on line
Full Load Amps			2.5	**Breakdown Torque**	3.12 LB-FT
R.P.M.			1725	**Pull-up Torque**	2.75 LB-FT
Hz	60	**Phase**	1	**Locked-rotor Torque**	4.06 LB-FT
NEMA Design Code	N	**KVA Code**	L	**Starting Current**	10.3 A
Service Factor (S.F.)			1.35	**No-load Current**	1.95 A
NEMA Nom. Eff.	60	**Power Factor**	60	**Line-line Res. @ 25ºC**	9.11 Ω A Ph 18.4 Ω B Ph
Rating - Duty			40C AMB-CONT	**Temp. Rise @ Rated Load**	
S.F. Amps			2.8	**Temp. Rise @ S.F. Load**	

Load Characteristics 277 V, 60 Hz, 0.33 HP

% of Rated Load	**25**	**50**	**75**	**100**	**125**	**150**	**S.F.**
Power Factor	32	43	52	60	67	72	69
Efficiency	34.7	50.5	58.7	63.3	65.7	66.6	66.1
Speed	1782	1771	1758	1744	1729	1712	1722
Line amperes	1.99	2.06	2.18	2.33	2.53	2.77	2.63

ABB Motors and Mechanical Inc.

WINDING # 34WGW220

0.33 HP 1 PH 60 HZ 1725 RPM 277 V 3414L

Typical performance - not guaranteed values.

TORQUES(LB-FT): PO=3.12 PU=2.75 LR=4.06 LRA=10.3

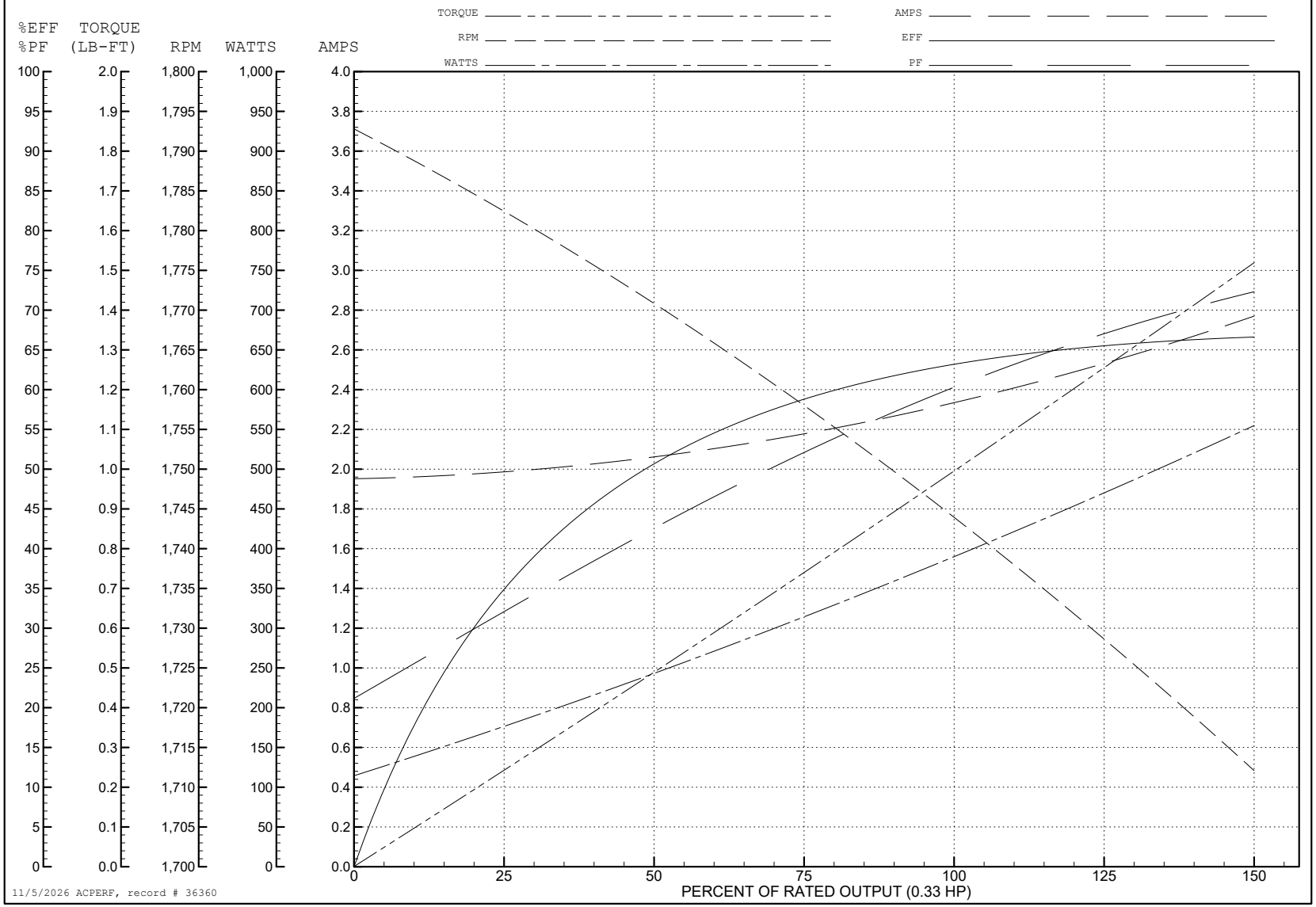

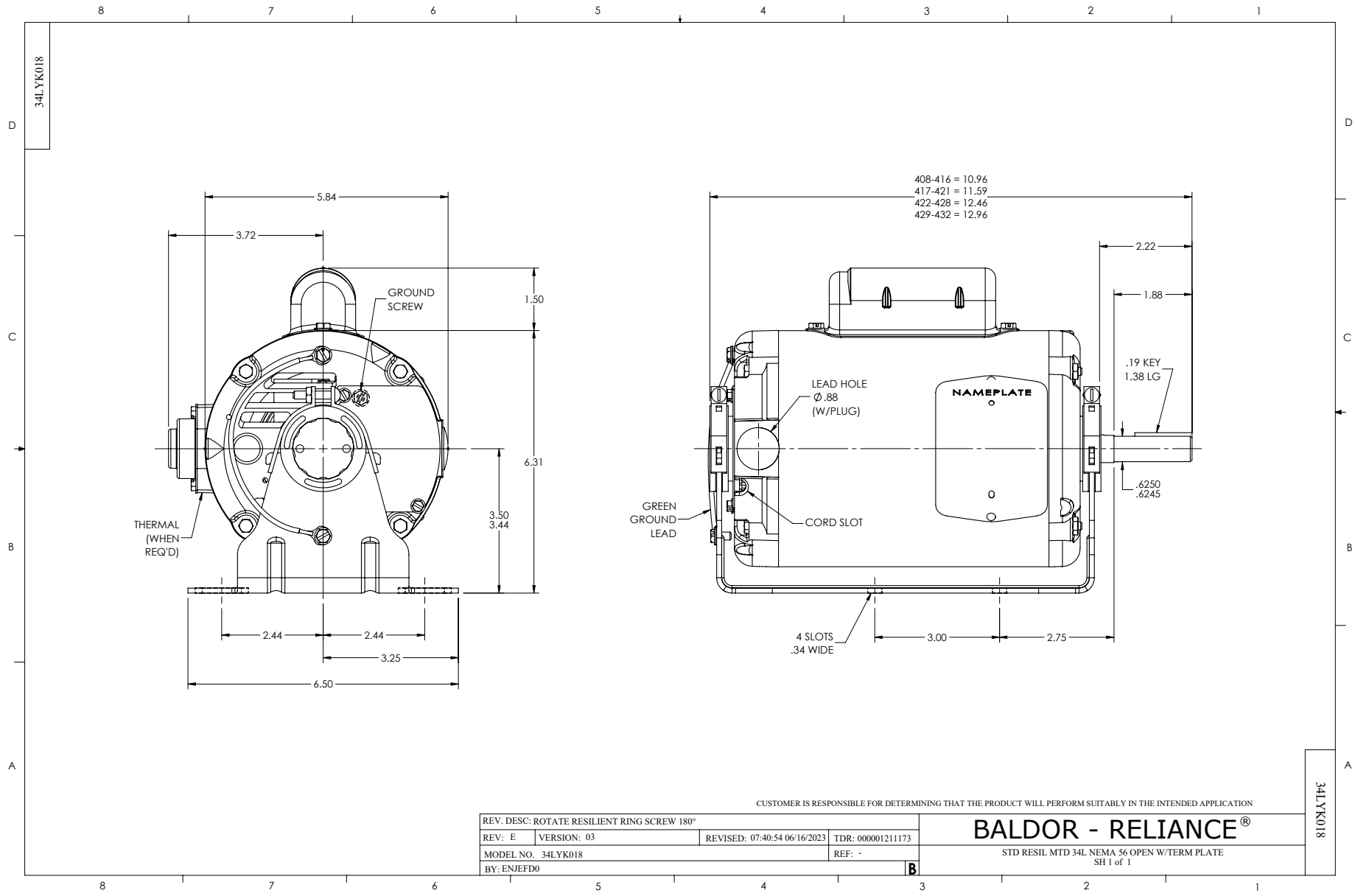
34LYK018
5.84
3.72
GROUND SCREW
1.50
6.31
3.50
3.44
THERMAL (WHEN REQ'D)
2.44
2.44
3.25
6.50
408-416 = 10.96
417-421 = 11.59
422-428 = 12.46
429-432 = 12.96
2.22
1.88
.19 KEY
1.38 LG
LEAD HOLE
Ø .88
(W/PLUG)
NAMEPLATE
.6250
.6245
GREEN GROUND LEAD
CORD SLOT
4 SLOTS
.34 WIDE
3.00
2.75
CUSTOMER IS RESPONSIBLE FOR DETERMINING THAT THE PRODUCT WILL PERFORM SUITABLY IN THE INTENDED APPLICATION
REV. DESC: ROTATE RESILIENT RING SCREW 180°
REV: E
VERSION: 03
REVISED: 07:40:54 06/16/2023
TDR: 000001211173
MODEL NO. 34LYK018
REF: -
BY: ENJEFD0
B
BALDOR - RELIANCE®
STD RESIL MTD 34L NEMA 56 OPEN W/TERM PLATE
SH 1 of 1
34LYK018

CD0085

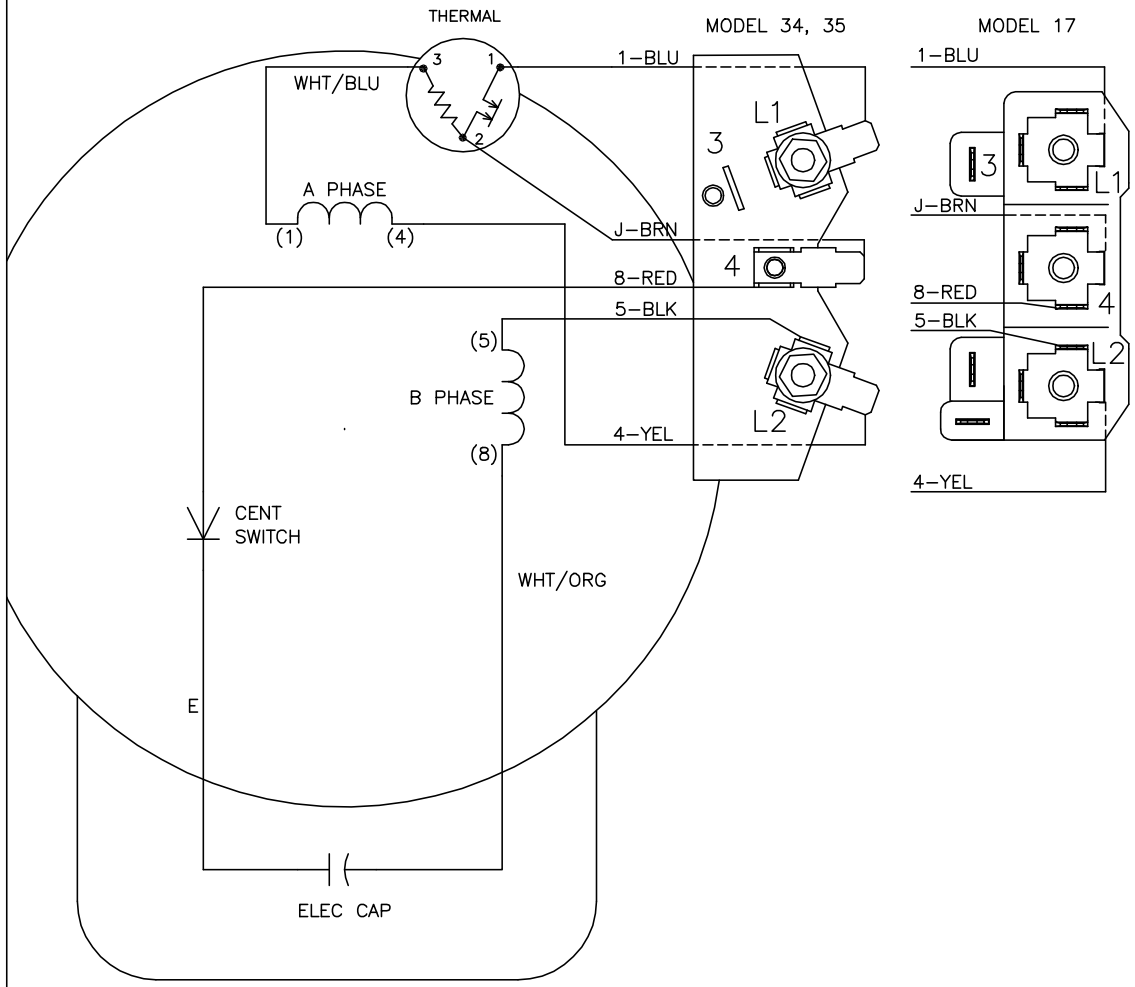

NOTES:

1. CONNECT LINE LEADS TO L1 AND L2.
2. CONNECTIONS ARE SHOWN FOR STANDARD ROTATION (CCW FACING END OPPOSITE SHAFT EXTENSION). INTERCHANGE LEADS 5 AND 8 TO REVERSE ROTATION.
3. MULTIPLE CAPACITORS ARE CONNECTED IN PARALLEL UNLESS OTHERWISE SPECIFIED.
4. LEAD COLORS ARE OPTIONAL. LEADS MUST ALWAYS BE NUMBERED AS SHOWN.

REV. DESC: REMOVE OPTIONAL THERMAL CONNECTION			BALDOR ELECTRIC Co.
REV. LTR: J	VERSION: 01	TDR: 000000373039	
CD0085	FILE: \AAA\00007\109	REVISED: 13:27:48 08/11/2005	TYPE L, SV, REV, THERMAL, TERMINAL PLATE
	MTL: –	BY: ENJOEP0	

CD0085