ABB BALDOR RELIANCE

Customer information packet

EM3584T-G

1.5HP, 1770RPM, 3PH, 60HZ, 145T, 0524M, TEFC, F
Class - None
Division - Not Applicable

Copyright © All product information within this document is subject to ABB Motors and Mechanical Inc. copyright © protection, unless otherwise noted.
11/5/2026 3:51:42 PM

Specifications

Enclosure	TEFC
Frame	145T
Frame Material	Iron
Frequency	60.00 Hz
Haz Area Class and Group	None
Haz Area Division	Not Applicable
Motor Letter Type	Three Phase
Output @ Frequency	1.500 HP @ 60 HZ
Phase	3
Synchronous Speed @ Frequency	1800 RPM @ 60 HZ
Voltage @ Frequency	230.0 V @ 60 HZ
	460.0 V @ 60 HZ
Agency Approvals	NEMA PREMIUM
	UR
	CSA EEV
Ambient Temperature	40 °C
Auxiliary Box	NO AUXILLARY BOX
Auxiliary Box Lead Termination	None
Base Indicator	Rigid
Bearing Grease Type	Polyrex EM (-20F +300F)
Blower	None
Current @ Voltage	2.300 A @ 460.0 V
	4.600 A @ 230.0 V
	4.640 A @ 208.0 V
Design Code	B
Drip Cover	No Drip Cover
Duty Rating	CONT
Efficiency @ 100% Load	86.5 %
Electrically Isolated Bearing	Not Electrically Isolated
Feedback Device	NO FEEDBACK
Front Shaft Indicator	None
Heater Indicator	No Heater

Part Detail

Revision	E
Type	AC
Mech. spec.	05G784
Base	
Status	PRD/A
Elec. spec.	05WGX510
Layout	05LYG784
Eff. date	09-05-2025
CD Diagram	CD0005
Poles	04
Leads	9#18 Y
Proprietary	False
Created date	02-23-2023

High Voltage Full Load Amps	2.3 a
Insulation Class	H
Inverter Code	Inverter Duty
KVA Code	M
Lifting Lugs	Standard Lifting Lugs
Locked Bearing Indicator	No Locked Bearing
Motor Lead Quantity/Wire Size	9 @ 18 AWG
Motor Lead Termination	Flying Leads
Motor Standards	NEMA
Motor Type	0526M
Mounting Arrangement	F1
Number of Poles	4
Overall Length	12.54 IN
Power Factor	72
Product Family	General Purpose
Pulley End Bearing Type	Ball
Pulley Face Code	Standard
Pulley Shaft Indicator	Standard
Rodent Screen	None
Service Factor	1.15
Shaft Diameter	0.875 IN
Shaft Ground Indicator	Shaft Grounding
Shaft Rotation	Reversible
Speed	1770 rpm
Speed Code	Single Speed
Starting Method	Direct on line
Thermal Device - Bearing	None
Thermal Device - Winding	None
Vibration Sensor Indicator	No Vibration Sensor
Winding Thermal 1	None
Winding Thermal 2	None

Nameplate

NP3441LUA										
CAT.NO.	EM3584T-G									
SPEC	05G784X510									
HP	1.5									
VOLTS	230/460									
AMPS	4.6/2.3									
RPM	1770									
FRAME	145T	**HZ**	60	**PH**	3					
SF	1.15	**CODE**	M	**DES**	B	**CLASS**	H			
NEMA NOM. EFF	86.5	**PF**	72							
RATING	40C AMB-CONT									
CC	010A									
ENCL	TEFC	**SER**								
DE	6205	**ODE**	6203							
VPWM INVERTER READY	SFA 5/2.5									
CT6-60H(10:1)VT3-60H(20:1										
	1.5HP 190/380V 50HZ 5.2/2.6A									SF1.0

AC Induction Motor Performance Data
Record # 75452
Typical performance - not guaranteed values

Winding: 05WGX163-R004	**Type:** 0526M	**Enclosure:** TEFC

Nameplate Data				**460 V, 60 Hz: High Voltage Connection**	
Rated Output (HP)			1.5	**Full Load Torque**	4.54 LB-FT
Volts			230/460	**Start Configuration**	direct on line
Full Load Amps			4.6/2.3	**Breakdown Torque**	21.7 LB-FT
R.P.M.			1765	**Pull-up Torque**	12.3 LB-FT
Hz	60	**Phase**	3	**Locked-rotor Torque**	15 LB-FT
NEMA Design Code	B	**KVA Code**	M	**Starting Current**	20.7 A
Service Factor (S.F.)			1.15	**No-load Current**	1.54 A
NEMA Nom. Eff.	86.5	**Power Factor**	71	**Line-line Res. @ 25ºC**	8.63 Ω
Rating - Duty			40C AMB-CONT	**Temp. Rise @ Rated Load**	34°C
S.F. Amps				**Temp. Rise @ S.F. Load**	40°C
				Locked-rotor Power Factor	50.3
				Rotor inertia	0.154 LB-FT2

Load Characteristics 460 V, 60 Hz, 1.5 HP

% of Rated Load	**25**	**50**	**75**	**100**	**125**	**150**	**S.F.**
Power Factor	31	49	62	71	77	80	75
Efficiency	74.4	83.1	85.8	86.9	86.5	86	86.7
Speed	1792	1783	1774	1764	1754	1743	1758
Line amperes	1.61	1.77	2.03	2.32	2.69	3.09	2.54

ABB Motors and Mechanical Inc.

WINDING # 05WGX163

1.5 HP 3 PH 60 HZ 1765 RPM 460 V 0526M

Typical performance - not guaranteed values.

TORQUES(LB-FT): PO=21.7 PU=12.3 LR=15 LRA=20.7

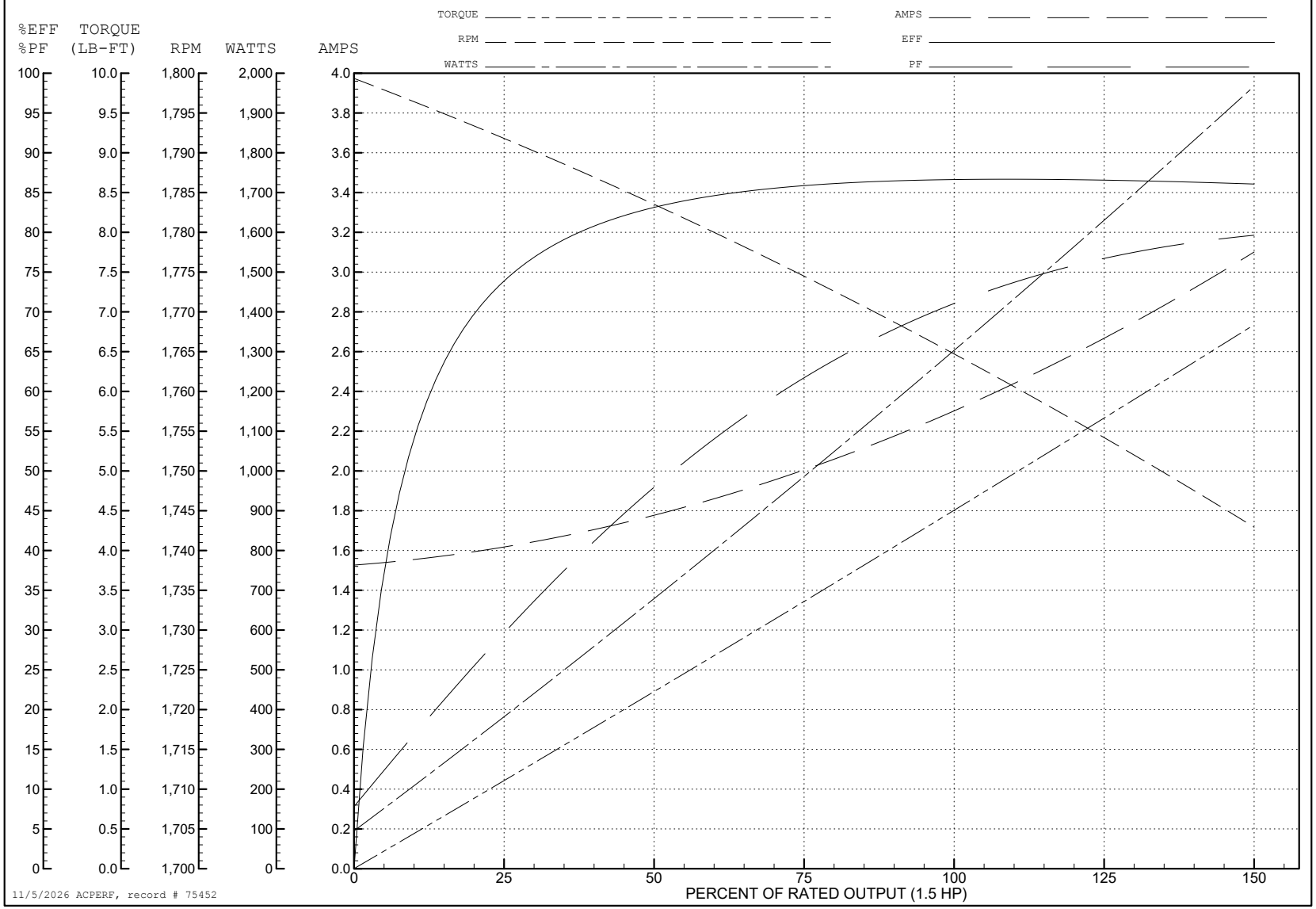

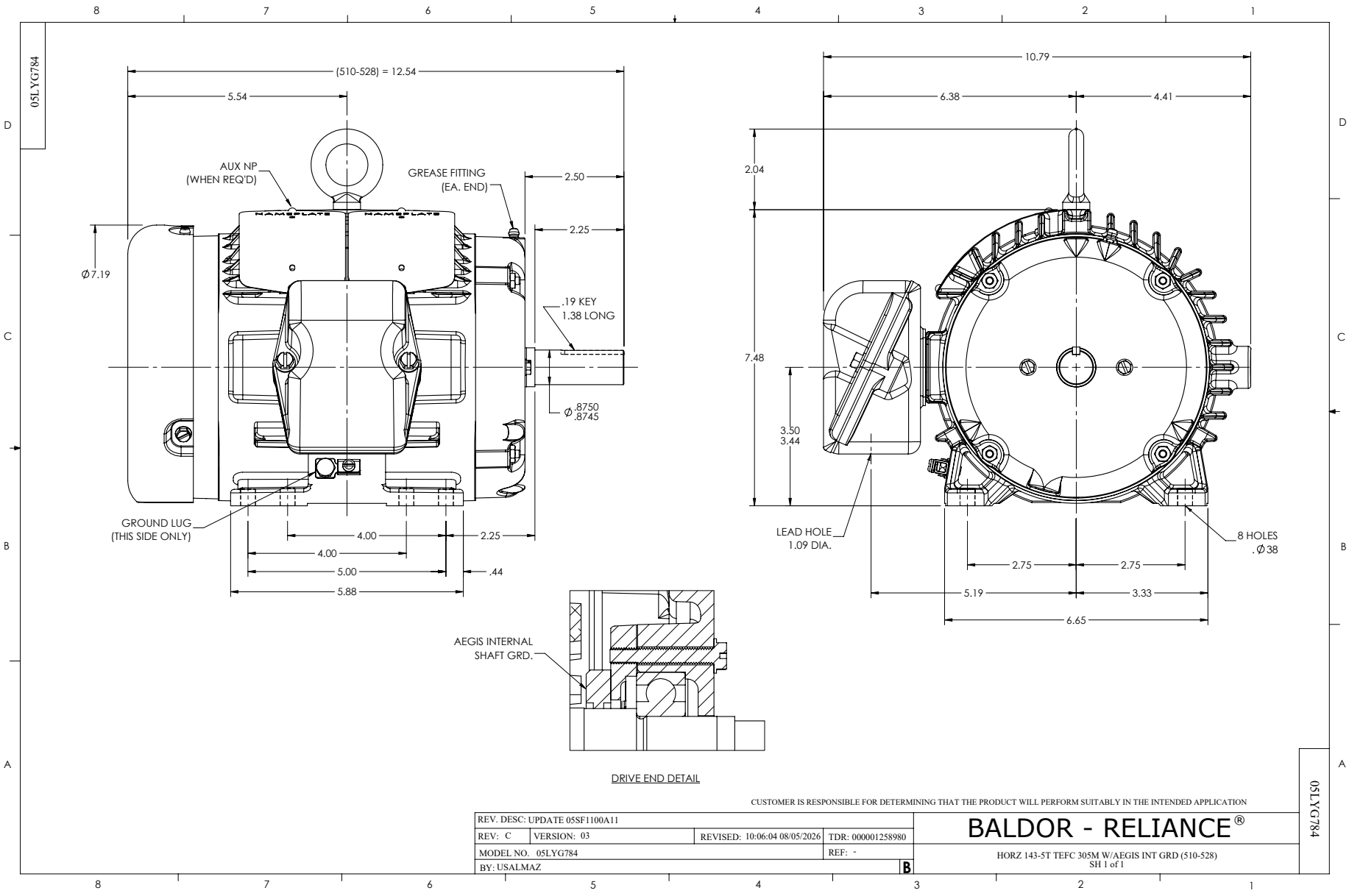
05LYG784
(510-528) = 12.54
5.54
AUX NP
(WHEN REQ'D)
GREASE FITTING
(EA. END)
2.50
2.25
Ø7.19
.19 KEY
1.38 LONG
Ø.8750
.8745
GROUND LUG
(THIS SIDE ONLY)
4.00
2.25
4.00
5.00
.44
5.88
10.79
6.38
4.41
2.04
7.48
3.50
3.44
LEAD HOLE
1.09 DIA.
8 HOLES
.Ø38
2.75
2.75
5.19
3.33
6.65
AEGIS INTERNAL
SHAFT GRD.
DRIVE END DETAIL
CUSTOMER IS RESPONSIBLE FOR DETERMINING THAT THE PRODUCT WILL PERFORM SUITABLY IN THE INTENDED APPLICATION
REV. DESC: UPDATE 05SF1100A11
REV: C
VERSION: 03
REVISED: 10:06:04 08/05/2026
TDR: 000001258980
MODEL NO. 05LYG784
REF: -
BY: USALMAZ
B
BALDOR - RELIANCE®
HORZ 143-5T TEFC 305M W/AEGIS INT GRD (510-528)
SH 1 of 1
05LYG784

CD0005

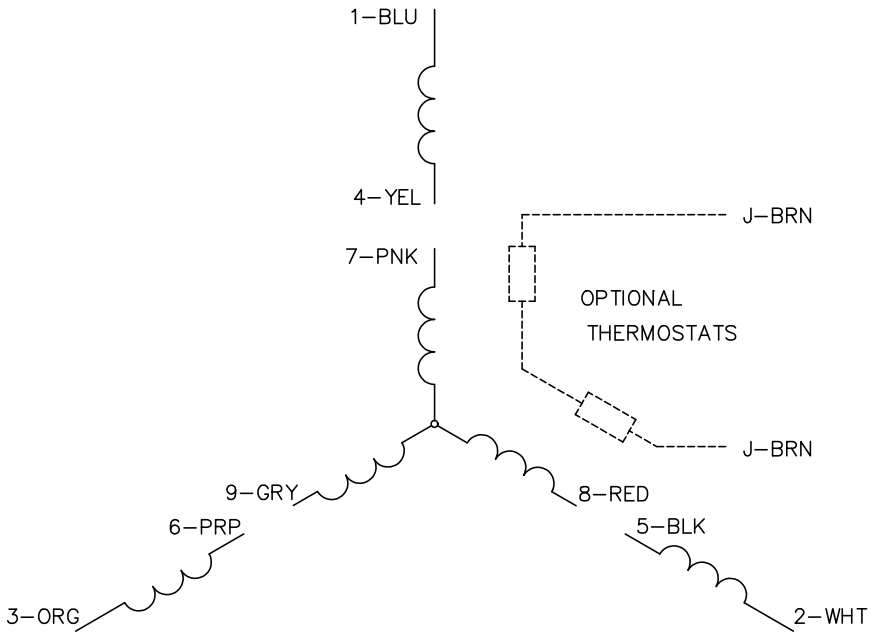

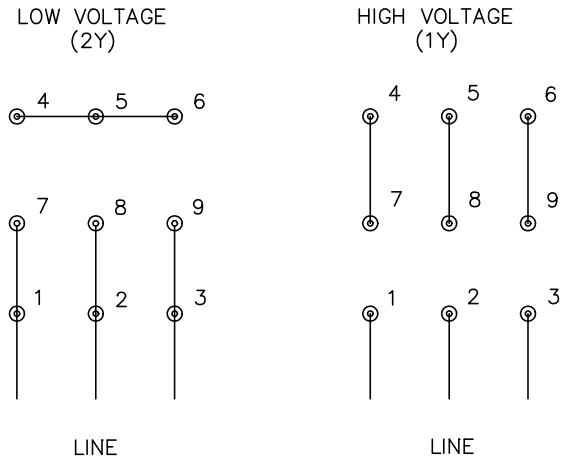

NOTES:

1. INTERCHANGE ANY TWO LINE LEADS TO REVERSE ROTATION.
2. OPTIONAL THERMOSTATS ARE PROVIDED WHEN SPECIFIED.
3. ACTUAL NUMBER OF INTERNAL PARALLEL CIRCUITS MAY BE A MULTIPLE OF THOSE SHOWN ABOVE.
4. LEAD COLORS ARE OPTIONAL. LEADS MUST ALWAYS BE NUMBERED AS SHOWN.

CD0005

REV. DESC: REVISE TO SHOW OPTIONAL COLORS			BALDOR ELECTRIC Co.
REV. LTR: E	BY: JLP	REVISED: 01/19/99 10:15	TDR: 0171435
CD0005		FILE: AAA00005140	MDL: –
		MTL: –	3PH, DV, 9 LEADS