

Product family features

- Can be used in conjunction with the following dimmer(s) and switch(es): Maestro®, Maestro IR®, Maestro Wireless®, Pico™ wireless control, Spacer System®, Diva®, Lyneo® Lx, Skylark®, MeadowLark®
- All Lutron® wallplates are screwless, seamless and have no visible hardware; the front plate securely snaps into the alignment adapter plate
- Full line of wiring devices in designer style opening
- Blank inserts available for Gloss colors (DV-BI-) and Satin colors (SC-BI-)
- Customize your designer wallplate with engraving, contact customer service to get started at 1.888.LUTRON1


Ganging and derating

- Designer wallplates use standard ganging
- Requires fins to be removed from dimmers for proper spacing (“Fins Broken” ganging), see pg. 170
- May require derating (i.e., reduction of dimmer capacity due to fin removal), see Derating Tables, pg. 172

Available finishes

Use **BOLD** color code in model number (Example: SC-1-**PL**)

Gloss finishes



WH
White

LA
Light Almond

AL
Almond

IV
Ivory

GR
Gray

BR
Brown

BL
Black

Satin finishes



SW
Snow

LS
Limestone


BI
Biscuit

ES
Eggshell

PD
Palladium

TP
Taupe

ST
Stone



BG
Bluestone

PL
Plum


SG
Sea Glass

TQ
Turquoise

GS
Goldstone

DS
Desert Stone

GB
Greenbriar



MS
Mocha Stone

TC
Terracotta

SI
Sienna

HT
Hot

MR
Merlot

MN
Midnight

SS
Stainless Steel*

*Stainless Steel finish wallplates include black plastic trim/adaptor, visible from side. Match with separate Black (BL) or Midnight (MN) controls and accessories.

Wallplates for Maestro®, Maestro IR®, Maestro Wireless®, Pico™ wireless control, Spacer System®, Diva®, Lyneo® Lx, Skylark® and MeadowLark®



1-gang*

CW-1-**CC**²
SC-1-**CC**⁴


W: 2.94 in (75 mm); H: 4.69 in (119 mm)
D: .30 in (7.6 mm)



4-gang*

CW-4-**CC**²
SC-4-**CC**⁴

W: 8.37 in (213 mm); H: 4.69 in (119 mm);
D: .30 in (7.6 mm)



2-gang*

CW-2-**CC**²
SC-2-**CC**⁴

W: 4.75 in (121 mm); H: 4.69 in (119 mm);
D: .30 in (7.6 mm)



5-gang*

CW-5-**CC**²
SC-5-**CC**⁴

W: 10.18 in (259 mm); H: 4.69 in (119 mm);
D: .30 in (7.6 mm)



3-gang*

CW-3-**CC**²
SC-3-**CC**⁴

W: 6.56 in (167 mm); H: 4.69 in (119 mm);
D: .30 in (7.6 mm)

Multiple devices with line and low-voltage can be mounted behind a common wallplate using a standard barrier backbox, see Application Note #213 (Combining Low-Voltage and Line Voltage Wiring Devices in a Multi-Gang Box) at www.lutron.com/applicationnotes.

CC²: Gloss and Stainless Steel color codes, see pg. 161
CC⁴: Satin color codes, see pg. 161

Multi-gang dimmer installations may require derating, see pg. 170.

*Stainless Steel finish wallplates include black plastic trim/adaptor, visible from side. Match with separate Black (BL) or Midnight (MN) controls and accessories.



6-gang* CW-6-**CC**²
SC-6-**CC**⁴

W: 12.00in (305mm); H: 4.69in (119mm);
D: .30in (7.6mm)

Cable jacks



- F-style, 75-Ohm coaxial cable

Single cable jack* CA-CJH-**CC**³
SC-CJ-**CC**⁴

Telephone jacks



- 6-conductor telephone jack, RJ11

Single telephone jack* CA-PJH-**CC**³
SC-PJ-**CC**⁴

CC²: Gloss and Stainless Steel color codes, see pg. 161

CC³: Gloss color codes, see pg. 161

CC⁴: Satin color codes, see pg. 161

Receptacles



Tamper resistant receptacles

15A, 125V*	CARS-15-TR- CC ³
	SCRS-15-TR- CC ⁴
20A, 125V*	SCRS-20-TR- CC ⁴

Receptacles

15A, 125V*	CAR-15A- CC ³
	SCR-15- CC ⁴
20A, 125V*	SCR-20- CC ⁴

GFCI Receptacles



- Press test button to confirm LED indicator status
- Press reset button to reset GFCI after circuit interruption

Tamper resistant GFCI receptacles

15A, 125V*	GFCI	CAR-15-GFTR- CC ³
		SCR-15-GFTR- CC ⁴
20A, 125V*	GFCI	SCR-20-GFTR- CC ⁴

*Stainless Steel finish only available as separate wallplate. Match with separate Black (BL) or Midnight (MN) controls and accessories.