ABB BALDOR RELIANCE

Customer information packet

CEM3711T

10HP, 3490RPM, 3PH, 60HZ, 215TC, 3728M, TEFC, F
Class - None
Division - Not Applicable

Copyright © All product information within this document is subject to ABB Motors and Mechanical Inc. copyright © protection, unless otherwise noted.
11/5/2026 5:04:52 PM

Specifications

Enclosure	TEFC
Frame	215TC
Frame Material	Steel
Frequency	60.00 Hz
Haz Area Class and Group	None
Haz Area Division	Not Applicable
Motor Letter Type	Three Phase
Output @ Frequency	10.000 HP @ 60 HZ
Phase	3
Synchronous Speed @ Frequency	3600 RPM @ 60 HZ
Voltage @ Frequency	230.0 V @ 60 HZ
	460.0 V @ 60 HZ
Agency Approvals	NEMA PREMIUM
	CURUSEEV
Ambient Temperature	40 °C
Auxiliary Box	NO AUXILLARY BOX
Auxiliary Box Lead Termination	None
Base Indicator	Rigid
Bearing Grease Type	Polyrex EM (-20F +300F)
Blower	None
Current @ Voltage	12.000 A @ 460.0 V
	24.100 A @ 230.0 V
Design Code	B
Drip Cover	No Drip Cover
Duty Rating	CONT
Efficiency @ 100% Load	90.2 %
Electrically Isolated Bearing	Not Electrically Isolated
Feedback Device	NO FEEDBACK
Front Shaft Indicator	None
Heater Indicator	No Heater
High Voltage Full Load Amps	12.0 a
Insulation Class	F

Part Detail

Revision	-
Type	AC
Mech. spec.	37G814
Base	
Status	PRD/A
Elec. spec.	37WGZ712
Layout	37LYG814
Eff. date	11-24-2025
CD Diagram	CD0005
Poles	02
Leads	9#14
Proprietary	False
Created date	11-07-2025

Inverter Code	Inverter Ready
KVA Code	G
Lifting Lugs	Standard Lifting Lugs
Locked Bearing Indicator	Locked Bearing
Motor Lead Quantity/Wire Size	9 @ 14 AWG
Motor Lead Termination	Flying Leads
Motor Standards	NEMA
Motor Type	3728M
Mounting Arrangement	F1
Number of Poles	2
Overall Length	18.63 IN
Power Factor	85
Product Family	General Purpose
Pulley End Bearing Type	Ball
Pulley Face Code	C-Face
Pulley Shaft Indicator	Standard
Rodent Screen	None
RoHS Status	ROHS COMPLIANT
Service Factor	1.15
Shaft Diameter	1.375 IN
Shaft Ground Indicator	No Shaft Grounding
Shaft Rotation	Reversible
Shaft Slinger Indicator	No Slinger
Speed	3490 rpm
Speed Code	Single Speed
Starting Method	Direct on line
Thermal Device - Bearing	None
Thermal Device - Winding	None
Vibration Sensor Indicator	No Vibration Sensor
Winding Thermal 1	None
Winding Thermal 2	None

Nameplate

NP3441LUA										
CAT.NO.	CEM3711T									
SPEC	37G814Z712									
HP	10									
VOLTS	230/460									
AMPS	24.1/12									
RPM	3490									
FRAME	215TC	**HZ**	60	**PH**	3					
SF	1.15	**CODE**	G	**DES**	B	**CLASS**	F			
NEMA NOM. EFF	90.2	**PF**	85							
RATING	40C AMB-CONT									
CC	010A									
ENCL	TEFC	**SER**								
DE	6307	**ODE**	6206							
VPWM INVERTER READY	SFA 27.6/13.8									
CT6-60H(10:1)VT3-60H(20:1										
	50HZ 10HP 190/380V 28.2/14.1A									SF1.0

AC Induction Motor Performance Data
Record # 115764
Typical performance - not guaranteed values

Winding: 37WGZ712-R001	**Type:** 3728M	**Enclosure:** TEFC

Nameplate Data				**460 V, 60 Hz: High Voltage Connection**	
Rated Output (HP)			10	**Full Load Torque**	15 LB-FT
Volts			230/460	**Start Configuration**	direct on line
Full Load Amps			24.1/12	**Breakdown Torque**	58.7 LB-FT
R.P.M.			3490	**Pull-up Torque**	24.8 LB-FT
Hz	60	**Phase**	3	**Locked-rotor Torque**	27.4 LB-FT
NEMA Design Code	B	**KVA Code**	G	**Starting Current**	77.5 A
Service Factor (S.F.)			1.15	**No-load Current**	4.12 A
NEMA Nom. Eff.	90.2	**Power Factor**	85	**Line-line Res. @ 25ºC**	1.0708 Ω
Rating - Duty			40C AMB-CONT	**Temp. Rise @ Rated Load**	81°C
S.F. Amps			27.6/13.8	**Temp. Rise @ S.F. Load**	104°C
				Locked-rotor Power Factor	34.2

Load Characteristics 460 V, 60 Hz, 10 HP

% of Rated Load	**25**	**50**	**75**	**100**	**125**	**150**	**S.F.**
Power Factor	52	75	83	87	88	89	88
Efficiency	88.3	91.6	91.6	90.6	89	87.1	89.6
Speed	3572.3	3544.9	3515.4	3482.5	3445.4	3404.5	3460
Line amperes	4.96	6.75	9.13	11.8	14.8	18.1	13.6

ABB Motors and Mechanical Inc.

WINDING # 37WGZ712

10 HP 3 PH 60 HZ 3490 RPM 460 V 3728M

Typical performance - not guaranteed values.

TORQUES(LB-FT): PO=58.7 PU=24.8 LR=27.4 LRA=77.5

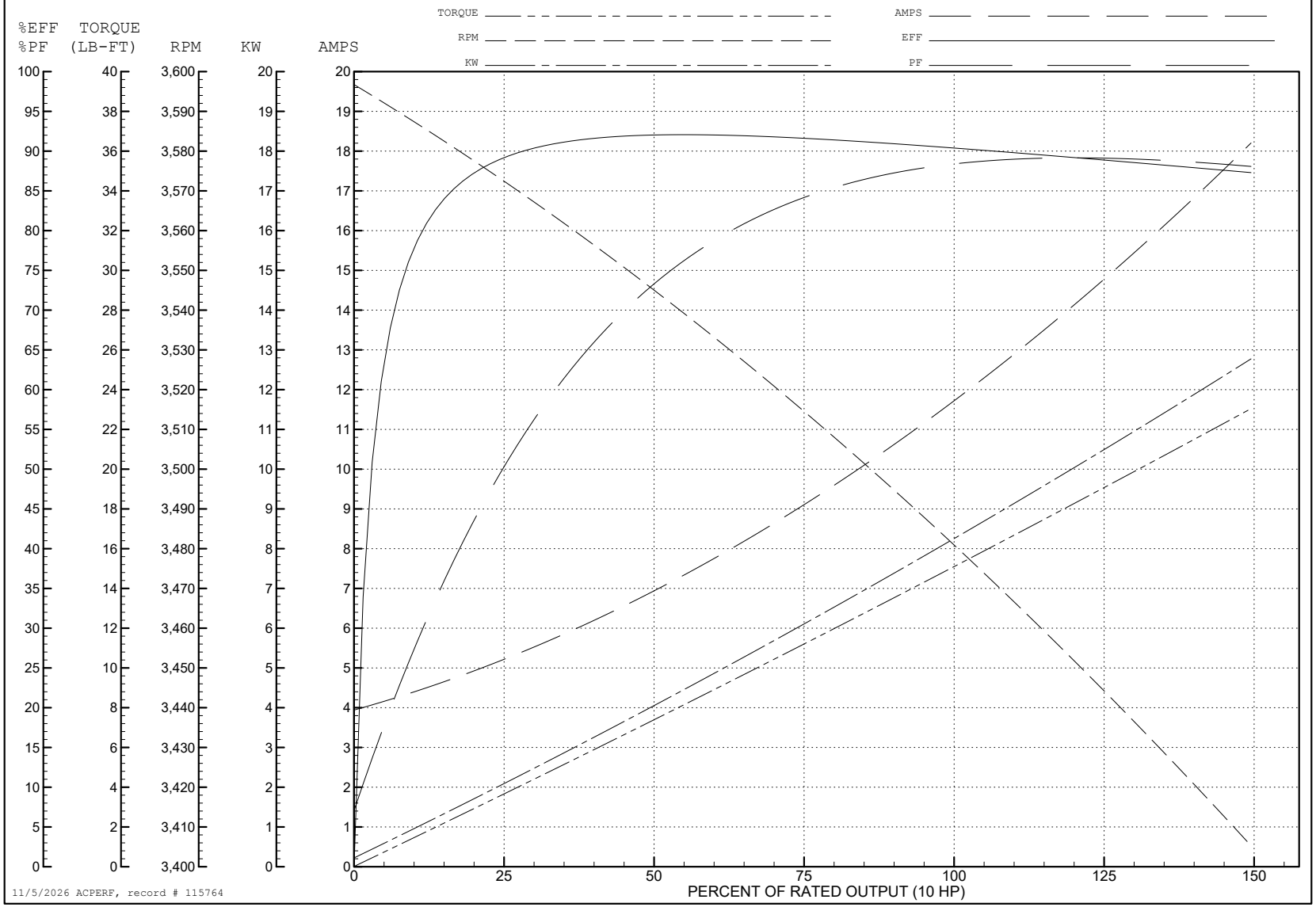

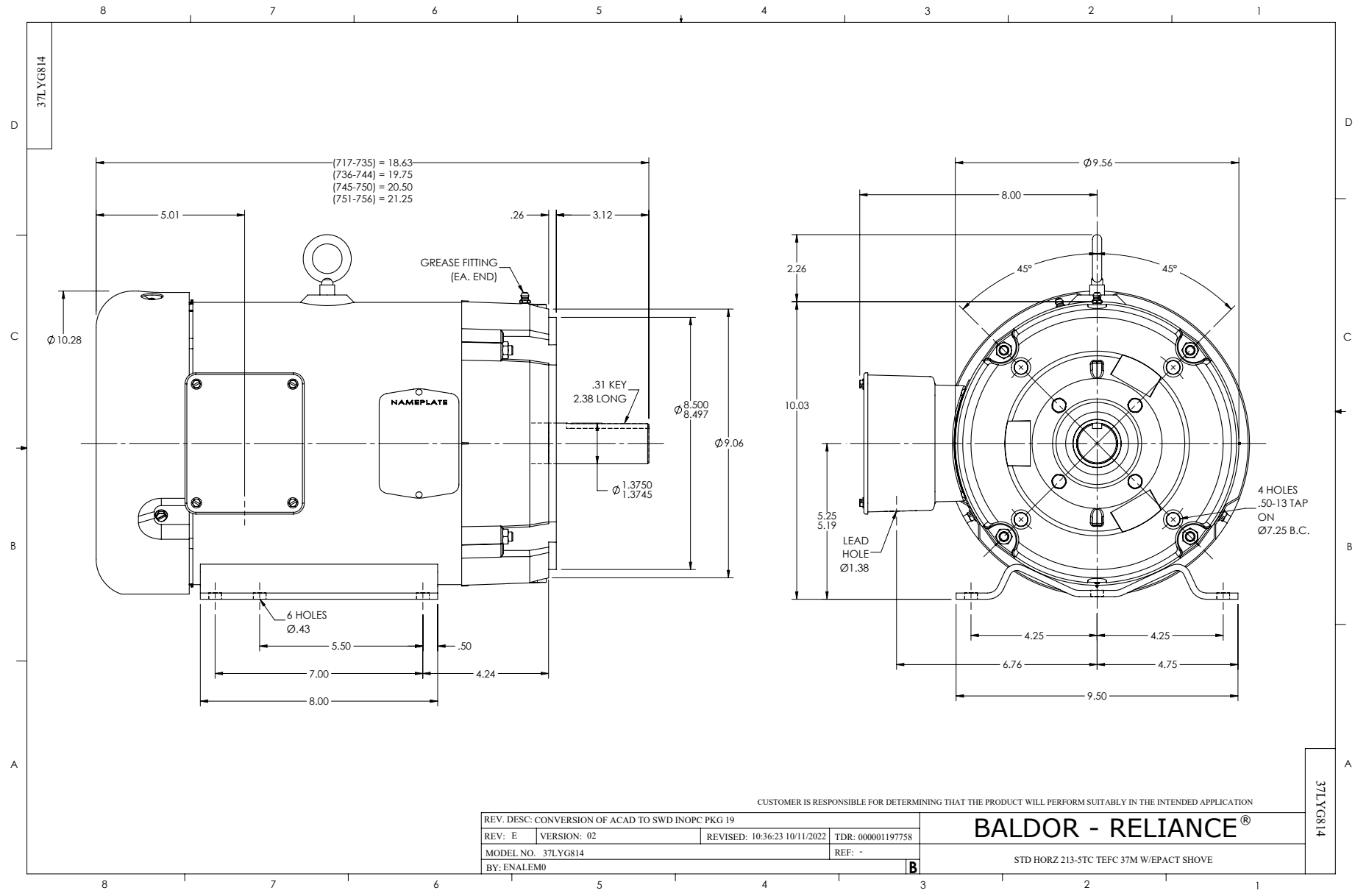
37LYG814
(717-735) = 18.63
(736-744) = 19.75
(745-750) = 20.50
(751-756) = 21.25
5.01
.26
3.12
GREASE FITTING
(EA. END)
Ø 10.28
NAMEPLATE
.31 KEY
2.38 LONG
Ø 8.500
8.497
Ø9.06
Ø 1.3750
1.3745
6 HOLES
Ø.43
5.50
.50
7.00
4.24
8.00
Ø9.56
8.00
2.26
45°
45°
10.03
5.25
5.19
LEAD
HOLE
Ø1.38
4 HOLES
.50-13 TAP
ON
Ø7.25 B.C.
4.25
4.25
6.76
4.75
9.50
CUSTOMER IS RESPONSIBLE FOR DETERMINING THAT THE PRODUCT WILL PERFORM SUITABLY IN THE INTENDED APPLICATION
REV. DESC: CONVERSION OF ACAD TO SWD INOPC PKG 19
REV: E
VERSION: 02
REVISED: 10:36:23 10/11/2022
TDR: 000001197758
MODEL NO. 37LYG814
REF: -
BY: ENALEM0
B
BALDOR - RELIANCE®
STD HORZ 213-5TC TEFC 37M W/EPACT SHOVE
37LYG814

CD0005

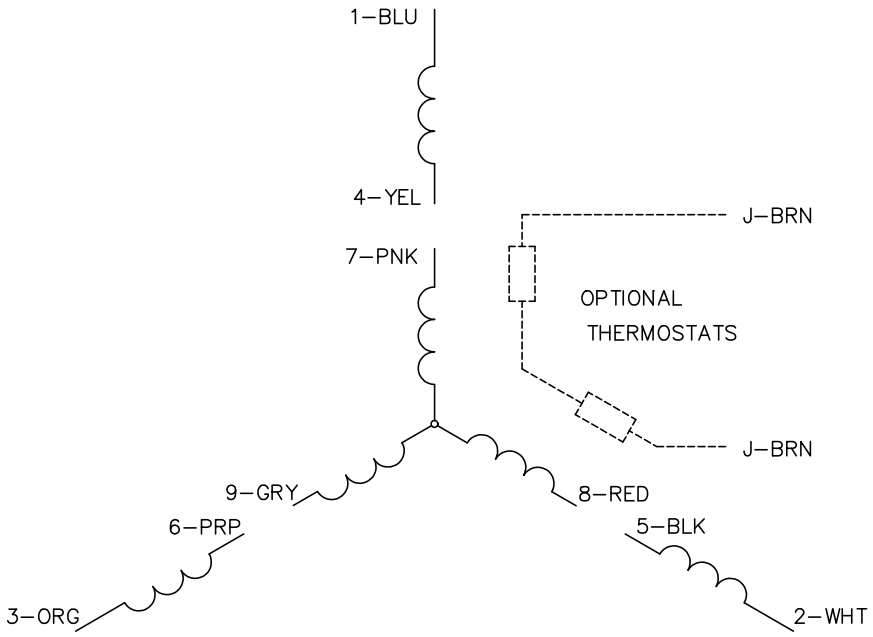

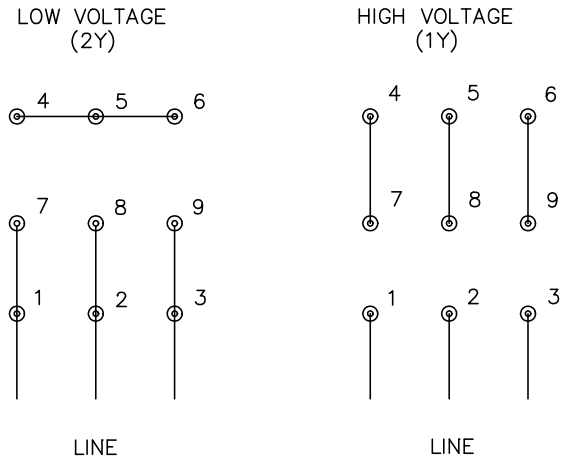

NOTES:

1. INTERCHANGE ANY TWO LINE LEADS TO REVERSE ROTATION.
2. OPTIONAL THERMOSTATS ARE PROVIDED WHEN SPECIFIED.
3. ACTUAL NUMBER OF INTERNAL PARALLEL CIRCUITS MAY BE A MULTIPLE OF THOSE SHOWN ABOVE.
4. LEAD COLORS ARE OPTIONAL. LEADS MUST ALWAYS BE NUMBERED AS SHOWN.

CD0005

REV. DESC: REVISE TO SHOW OPTIONAL COLORS			BALDOR ELECTRIC Co.
REV. LTR: E	BY: JLP	REVISED: 01/19/99 10:15	TDR: 0171435
CD0005		FILE: AAA00005140	MDL: –
		MTL: –	3PH, DV, 9 LEADS