Customer information packet

XM141522T

20M 2P XPFC HOR 143T T'STATS INVERTER
Class - CLI GP D; CLII GP F,G
Division - Division I

Copyright © All product information within this document is subject to ABB Motors and Mechanical Inc. copyright © protection, unless otherwise noted.
11/5/2026 2:23:40 PM

Specifications

Enclosure	XPFC
Frame	143T
Frame Material	Steel
Frequency	50.00 Hz
	60.00 Hz
Haz Area Class and Group	CLI GP D; CLII GP F,G
Haz Area Division	Division I
Motor Letter Type	Three Phase
Output @ Frequency	1.000 HP @ 50 HZ
	1.500 HP @ 60 HZ
Phase	3
Synchronous Speed @ Frequency	3600 RPM @ 60 HZ
Voltage @ Frequency	460.0 V @ 60 HZ
	380.0 V @ 50 HZ
	230.0 V @ 60 HZ
	190.0 V @ 50 HZ
Agency Approvals	CSA EEV
	UL
Ambient Temperature	40 °C
Auxiliary Box	NO AUXILLARY BOX
Auxiliary Box Lead Termination	None
Base Indicator	Rigid
Bearing Grease Type	Polyrex EM (-20F +300F)
Blower	None
Constant Torque Speed Range	1.7
Current @ Voltage	3.800 A @ 230.0 V
	3.400 A @ 190.0 V
	1.900 A @ 460.0 V
	1.700 A @ 380.0 V
Design Code	B
Drip Cover	No Drip Cover
Duty Rating	CONT

Part Detail

Revision	E
Type	AC
Mech. spec.	35Q558
Base	
Status	PRD/A
Elec. spec.	35WGM760
Layout	35LYQ558
Eff. date	04-29-2021
CD Diagram	CD0005
Poles	02
Leads	9#18
Proprietary	False
Created date	12-13-2018

Efficiency @ 100% Load	84.0 %
Electrically Isolated Bearing	Not Electrically Isolated
Feedback Device	NO FEEDBACK
Front Shaft Indicator	None
Haz Area Temp Code	T3C
Heater Indicator	No Heater
High Voltage Full Load Amps	1.7 a
Insulation Class	F
Inverter Code	Inverter Duty
IP Rating	NONE
KVA Code	L
Lifting Lugs	No Lifting Lugs
Locked Bearing Indicator	No Locked Bearing
Max Speed	5400 rpm
Motor Lead Quantity/Wire Size	9 @ 18 AWG
Motor Lead Termination	Flying Leads
Motor Standards	NEMA
Motor Type	X3520M
Mounting Arrangement	F1
Number of Poles	2
Overall Length	14.34 IN
Power Factor	85
Product Family	Hazardous Location Motor
Pulley End Bearing Type	Ball
Pulley Face Code	Standard
Pulley Shaft Indicator	Standard
Rodent Screen	None
RoHS Status	ROHS NON-COMPLIANT
Service Factor	1.00
Shaft Diameter	0.875 IN
Shaft Ground Indicator	No Shaft Grounding
Shaft Rotation	Reversible
Shaft Slinger Indicator	No Slinger
Speed	2900 rpm

	3500 rpm
Speed Code	Single Speed
Starting Method	Direct on line
Thermal Device - Bearing	None
Thermal Device - Winding	Normally Closed Thermostat
Vibration Sensor Indicator	No Vibration Sensor
Winding Thermal 1	None
Winding Thermal 2	None

Nameplate

NP0887XPSLEV									
NO.				**CC**	010A				
S/N				**TEMP CODE**	T3C				
SPEC.	35Q558M760G1			**INV.TYPE**	PWM				
CAT.NO.	XM141522T			**C HP FR**	60	**C HP TO**	90		
HP	1.5//1			**CT HZ FROM**	1.7		**CT HZ TO**	60	
VOLTS	230/460//190/380			**VT HZ FROM**	1.7		**VT HZ TO**	60	
AMPS	3.8/1.9//3.4/1.7		**MAG CUR**	1.8/.9					
RPM	3500//2900		**MX RPM**	5400					
HZ	60//50	**PH** 3	**CL** F	**NOM.EFF.**	84				
SER.F.	1.00	**DES** B	**SL HZ**	1.7	**WK2**	0.06			
FRAME	143T	**RATING**	40C AMB-CONT						
	55C AMB AT 1.00 SF SINEWAVE								
	NEMA MG-1 PART 5, IP54			1.15 SF SINEWAVE					

AC Induction Motor Performance Data
Record # 73829
Typical performance - not guaranteed values

Winding: 35WGM760-R091	**Type:** 3520M	**Enclosure:** XPFC

Nameplate Data			
Rated Output (HP)			1.5//1
Volts			230/460//190/380
Full Load Amps			3.8/1.9//3.4/1.7
R.P.M.			3500//2900
Hz	60//50	**Phase**	3
NEMA Design Code	B	**KVA Code**	L
Service Factor (S.F.)			1
NEMA Nom. Eff.	84	**Power Factor**	85
Rating - Duty			40C AMB-CONT

460 V, 60 Hz: High Voltage, High Speed Connection	
Full Load Torque	2.23 LB-FT
Start Configuration	direct on line
Breakdown Torque	9.38 LB-FT
Pull-up Torque	3.61 LB-FT
Locked-rotor Torque	7.35 LB-FT
Starting Current	17.9 A
No-load Current	0.951 A
Line-line Res. @ 25ºC	12.2 Ω
Temp. Rise @ Rated Load	46°C
Locked-rotor Power Factor	60.1
Rotor inertia	0.0553 LB-FT2

Load Characteristics 460 V, 60 Hz, 1.5 HP

% of Rated Load	**25**	**50**	**75**	**100**	**125**	**150**
Power Factor	50	70	81	87	90	91
Efficiency	61.4	74.1	78.3	80	80.3	79.3
Speed	3569	3545	3519	3491	3459	3425
Line amperes	1.08	1.32	1.63	2	2.41	2.9

ABB Motors and Mechanical Inc.

WINDING # 35WGM760

1.5 HP 3 PH 60 HZ 3491 RPM 460 V 3520M

Typical performance - not guaranteed values.

TORQUES(LB-FT): PO=9.38 PU=3.61 LR=7.35 LRA=17.9

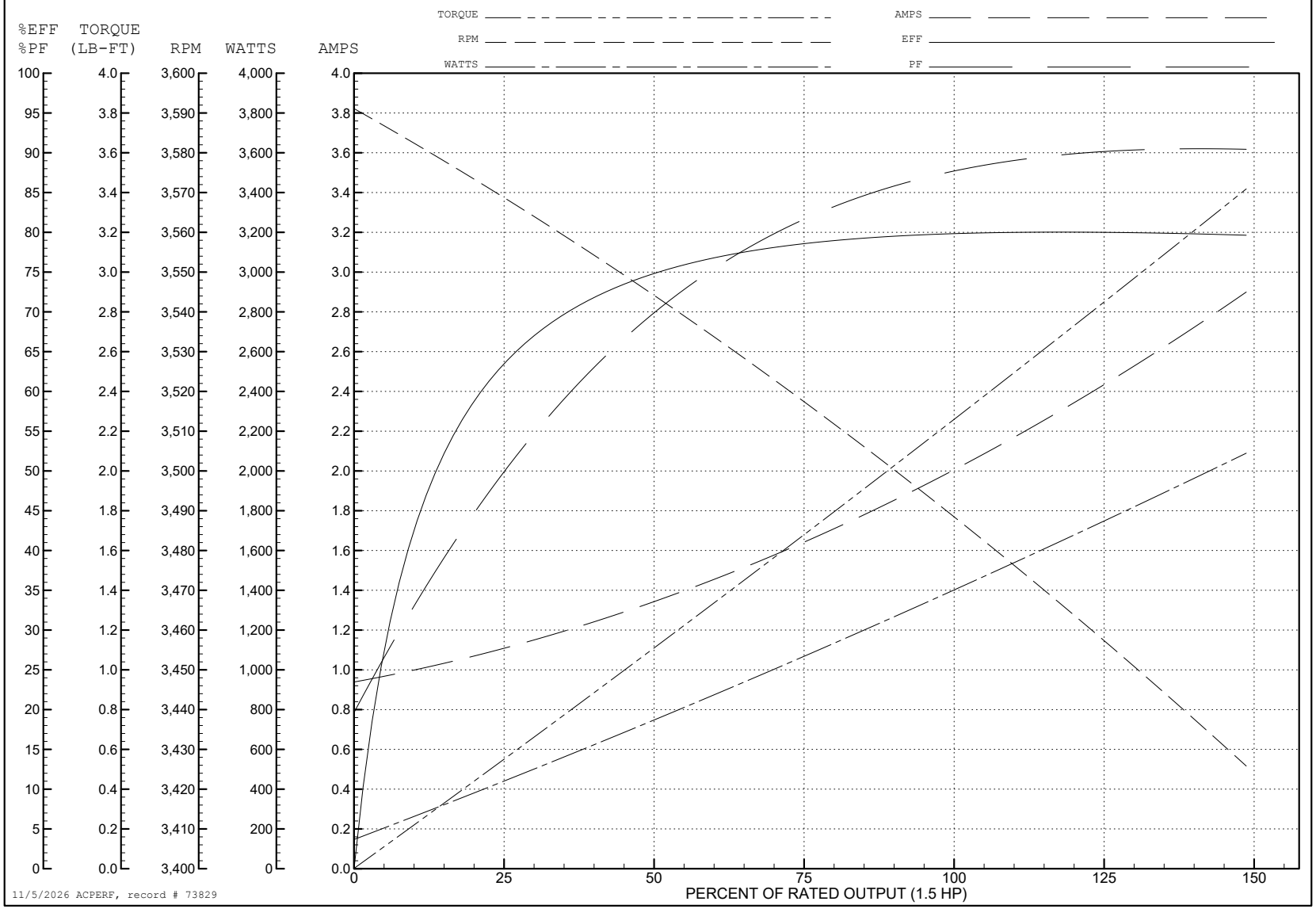

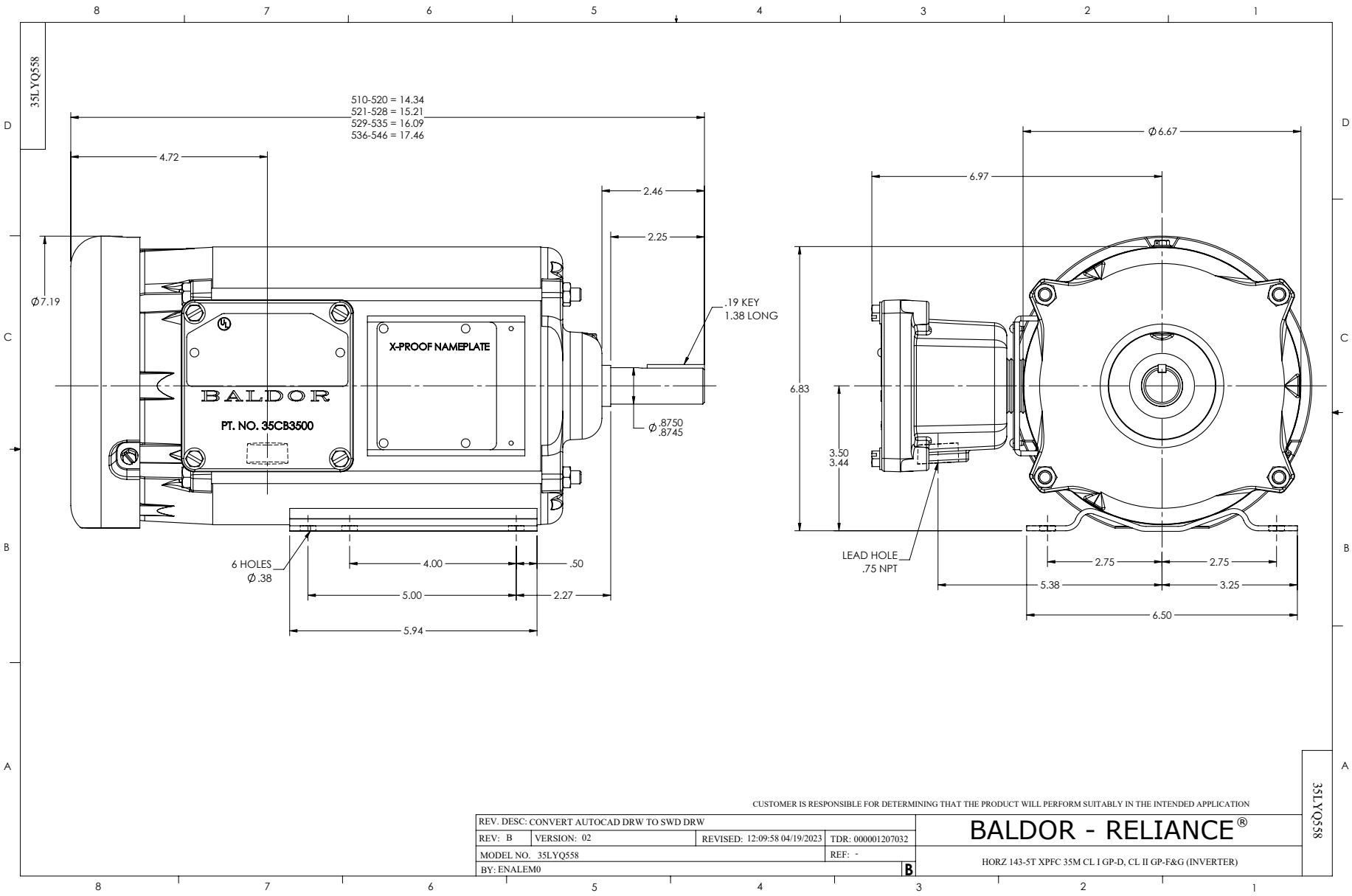
35LYQ558
510-520 = 14.34
521-528 = 15.21
529-535 = 16.09
536-546 = 17.46
4.72
2.46
2.25
Ø7.19
.19 KEY
1.38 LONG
X-PROOF NAMEPLATE
BALDOR
PT. NO. 35CB3500
Ø .8750
.8745
6 HOLES
Ø .38
4.00
.50
5.00
2.27
5.94
Ø 6.67
6.97
6.83
3.50
3.44
LEAD HOLE
.75 NPT
2.75
2.75
5.38
3.25
6.50
CUSTOMER IS RESPONSIBLE FOR DETERMINING THAT THE PRODUCT WILL PERFORM SUITABLY IN THE INTENDED APPLICATION
REV. DESC: CONVERT AUTOCAD DRW TO SWD DRW
REV: B
VERSION: 02
REVISED: 12:09:58 04/19/2023
TDR: 000001207032
MODEL NO. 35LYQ558
REF: -
BY: ENALEM0
B
BALDOR - RELIANCE®
HORZ 143-5T XPFC 35M CL I GP-D, CL II GP-F&G (INVERTER)
35LYQ558

CD0005

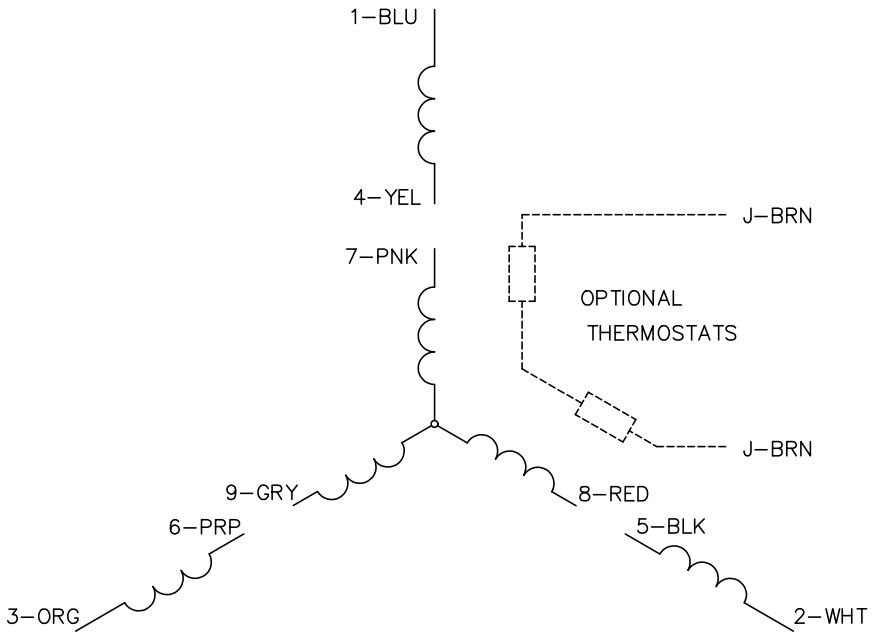

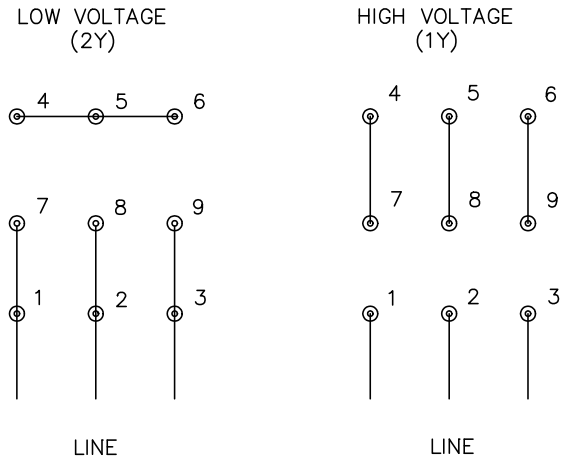

NOTES:

1. INTERCHANGE ANY TWO LINE LEADS TO REVERSE ROTATION.
2. OPTIONAL THERMOSTATS ARE PROVIDED WHEN SPECIFIED.
3. ACTUAL NUMBER OF INTERNAL PARALLEL CIRCUITS MAY BE A MULTIPLE OF THOSE SHOWN ABOVE.
4. LEAD COLORS ARE OPTIONAL. LEADS MUST ALWAYS BE NUMBERED AS SHOWN.

CD0005

REV. DESC: REVISE TO SHOW OPTIONAL COLORS			BALDOR ELECTRIC Co.
REV. LTR: E	BY: JLP	REVISED: 01/19/99 10:15	TDR: 0171435
CD0005		FILE: AAA00005140	MDL: –
		MTL: –	3PH, DV, 9 LEADS