











LAMP REFERENCE CHART

	Item Number	Wattage	Voltage	Light Output (Lumens)	Efficacy (LM/W)	Lamp Type	Base Type	Light Source	Color Temperature
	97500S	6.5	120V	650	100	Vintage ST19	Medium	LED	2300K
	S9188	7	120V	350	N/A	E26	Medium	LED	N/A
	97531S	3.5	120V	160	45.7	T6	Candelabra	LED	2200K
	97532S	3.5	120V	160	45.7	T6	Candelabra	LED	2700K
	97541S	4.5	120V	300	66.7	T14	Medium	LED	2200K
	97542S	4.5	120V	300	66.7	T14	Medium	LED	2700K
	97502S	9	120V	800	80	A19	Medium	LED	2700K
	LTB10C35027CB	3.5	120V	350	100	B10	Candelabra	LED	2700K
	9728	5	12V AC	23	6	T3¼	Wedge	Incandescent	2300K
	9731	3	12V AC	15	6	T3¼	Wedge	Xenon	2400K
	9732	5	12V AC	33	8	T3¼	Wedge	Xenon	2550K
	9774	18	12V AC	210	13	T5	Wedge	Xenon	2800K
	9777	12	12V AC	120	10	T5	Wedge	Incandescent	2750K
	96116S-32	.708	12V AC	59	83	T3	Festoon	LED	2700K
	96116S-33	.708	12V AC	59	83	T3	Festoon	LED	2700K
	96118S-32	.708	12V AC	60	85	T3	Festoon	LED	3000K
	96118S-33	.708	12V AC	60	85	T3	Festoon	LED	3000K
	97118-32	5	12V AC	33	8	T3	Festoon	Xenon	2550K
	97118-33	5	12V AC	33	8	T3	Festoon	Xenon	2550K
	97119-32	10	12V AC	83	10	T3	Festoon	Xenon	2650K
	97119-33	10	12V AC	83	10	T3	Festoon	Xenon	2650K

LAMP REFERENCE CHART

	Beam Spread	CRI	Rated Life (Hours)	Comparable Equivalent	Warranty	Dimmable	Certification	Dimensions	Energy Star	Location Rating
	360°	80	15,000	60W Incandescent	3-Year Ltd.	Yes*	RoHS	D: 2.375" L: 5.375"	--	
	40°	--	25,000	50w Incandescent	3-Year Ltd.	No	RoHS	D: 2.5" L: 3.25"	--	
	360°	90	15,000	40w Incandescent	3-Year Ltd.	Yes*	RoHS	D: .75" L: 3.25"	--	encl.
	360°	90	15,000	40w Incandescent	3-Year Ltd.	Yes*	RoHS	D: .75" L: 3.25"	--	encl.
	360°	90	15,000	60W Incandescent	3-Year Ltd.	Yes*	RoHS	D: 1.75" L: 4.2"	--	encl.
	360°	90	15,000	60W Incandescent	3-Year Ltd.	Yes*	RoHS	D: 1.75" L: 4.2"	--	encl.
	300°	90	25,000	60W Incandescent	5-Year Ltd.	Yes*	RoHS	D: 2.36" L: 4.37"	CEC	
	300°	90	25,000	40w Incandescent	3-Year Ltd.	Yes*	RoHS	D: 1.25" L: 4.25"	CEC	encl.
	--	90	9,000	--	1-Year Ltd.	Yes*	RoHS	D: .406" L: .906"	--	
	--	90	19,000	--	1-Year Ltd.	Yes*	RoHS	D: .406" L: .906"	--	
	--	90	8,000	--	1-Year Ltd.	Yes*	RoHS	D: .406" L: .906"	--	
	--	90	10,000	--	1-Year Ltd.	Yes*	RoHS	D: .594" L: 1.406"	--	
	--	90	2,000	--	1-Year Ltd.	Yes*	RoHS	D: .594" L: 1.406"	--	
	--	90	50,000 to 70%	--	3-Year Ltd.	Yes*	RoHS	D: .466" L: 1.649"	--	
	--	90	50,000 to 70%	--	3-Year Ltd.	Yes*	RoHS	D: .466" L: 1.649"	--	
	--	90	50,000 to 70%	--	3-Year Ltd.	Yes*	RoHS	D: .466" L: 1.649"	--	
	--	90	50,000 to 70%	--	3-Year Ltd.	Yes*	RoHS	D: .466" L: 1.649"	--	
	--	90	16,000	--	1-Year Ltd.	Yes*	RoHS	D: .375" L: 1.687"	--	--
	--	90	16,000	--	1-Year Ltd.	Yes*	RoHS	D: .375" L: 1.687"	--	--
	--	90	12,000	--	1-Year Ltd.	Yes*	RoHS	D: .375" L: 1.687"	--	--
	--	90	12,000	--	1-Year Ltd.	Yes*	RoHS	D: .375" L: 1.687"	--	--

* When dimming LED light sources, derate your dimmer to 25% of its rated capacity. For example, a 600 watt dimmer should be derated to 150 watt capacity. Consult your dimmer manufacturer for more information and restrictions.