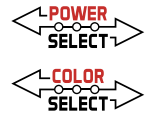




DIRECT DRIVE D2

DOUBLE-ENDED LINE VOLTAGE LED TUBES



KT-LED40PST8-D48GC-8CSJ-D2

T8 LED LAMP

DESCRIPTION

T8 LED | 8 ft | Power Select | Color Select | 120-277V Input |
80+ CRI | High Efficiency | FA8 (Single Pin) or R17d Base Type



10 YEAR
LIMITED WARRANTY

LAMP TYPE: Linear
BULB TYPE: T8
BASE TYPE: Interchangeable Fa8 (Single Pin) and R17d
WATTAGE: 24/32/40W Power Selectable
COLOR TEMPERATURE: 30/35/40/50/6500K Selectable
COLOR RENDERING INDEX (CRI): >80
WARRANTY: 10 Year Limited

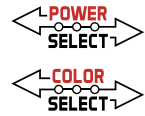


PRODUCT FEATURES

- Keystone Power Select technology (see Performance Specifications for details)
- Keystone Color Select technology (30/35/40/50/6500K)
- Includes Both Fa8 (Single-Pin) and R17d Base Types
- Replacement for conventional T8/T12 8-foot, single-pin fluorescent lamp
- Double-ended line voltage wiring: Connect power to each end for simplified installation
- 50,000+ Hour Lifetime
- Approximately 50% more energy efficient than standard F96T12 lamps
- NSF listed: NSF/ANSI Standard 2: Food equipment, splash zone (component level—not for direct food zone without additional fixture considerations)
- Compatible with KT-EMRG-LED-12-1200-AC and KT-EMRG-LED-12-1200-AC /DF LED emergency back ups
- Two-Piece Construction makes transportation and storage easier, while reducing risk of breakage
- Includes Support Clip to be installed with the lamps to prevent any lamp sagging or twisting
- Frosted Lens Eliminates Pixelation
- Integral Driver (Isolated): Eliminates the need for external driver or ballast
- 130+ Lumens per Watt
- Instant Startup
- Not rated for use in Vapor Tight style fixtures
- Lamp is dimmable when used with an appropriate dimming accessory (purchased separately). Contact Keystone for more details to find out what is best for the intended application.

ELECTRICAL AND PERFORMANCE SPECIFICATIONS

Catalog Number	Selectable Wattage	Selectable CCT	Lumens	Efficacy	Input Voltage	Input Current	Beam Angle	Power Factor	CRI	Rated Life
KT-LED40PST8-D48GC-8CSJ-D2	40W	3000K	5,200	130 lm/W	120-277Vac	0.33 @ 120V 0.14 @ 277V	210°	>0.9	>80	L70 (Hours) 50,000
		3500K	5,200	130 lm/W						
		4000K	5,500	138 lm/W						
		5000K	5,500	138 lm/W						
		6500K	5,500	138 lm/W						
	32W	3000K	4,200	131 lm/W		0.27 @ 120V 0.12 @ 277V				
		3500K	4,200	131 lm/W						
		4000K	4,400	138 lm/W						
		5000K	4,400	138 lm/W						
		6500K	4,400	138 lm/W						
	24W	3000K	3,300	138 lm/W		0.20 @ 120V 0.09 @ 277V				
		3500K	3,300	138 lm/W						
4000K		3,500	146 lm/W							
5000K		3,500	146 lm/W							
		6500K	3,500	146 lm/W						



KT-LED40PST8-D48GC-8CSJ-D2

T8 LED LAMP

IMAGES

Full Two-Piece Solution



Threaded Connection Collar



Connection Interface



Support C-Clip



Power Select and Color Select Switches



Interchangeable R17d and Fa8 Sockets

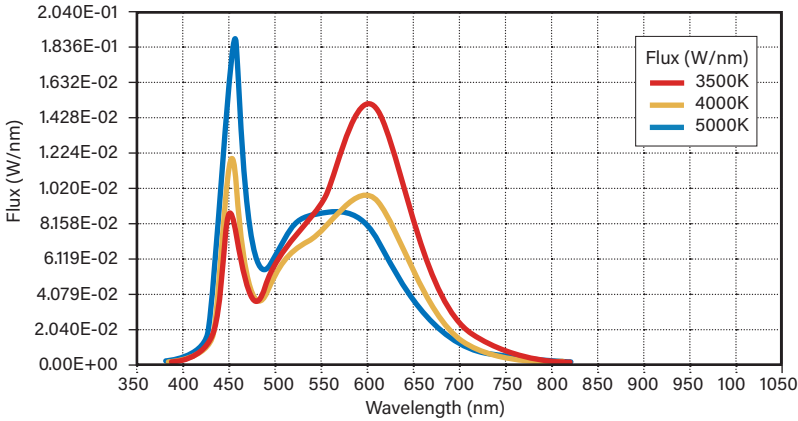


KT-LED40PST8-D48GC-8CSJ-D2

T8 LED LAMP

PHOTOMETRIC SPECIFICATIONS

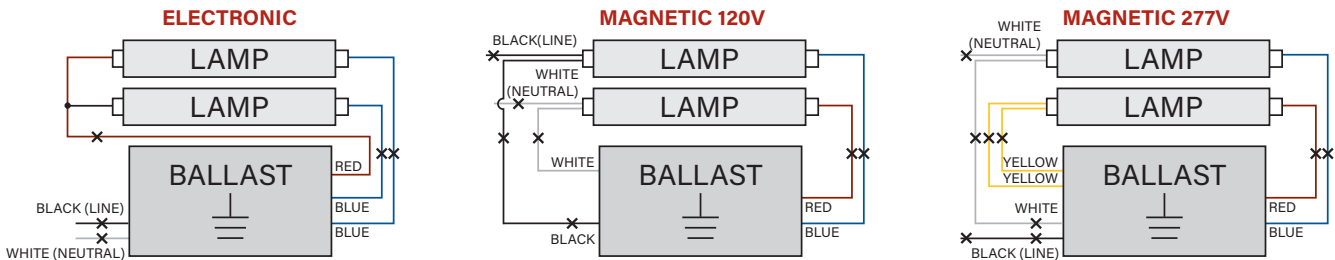
SPECTRAL DISTRIBUTION



WIRING DIAGRAMS

1. Identify ballast configuration as shown below and cut all wires connected to the ballast accordingly.

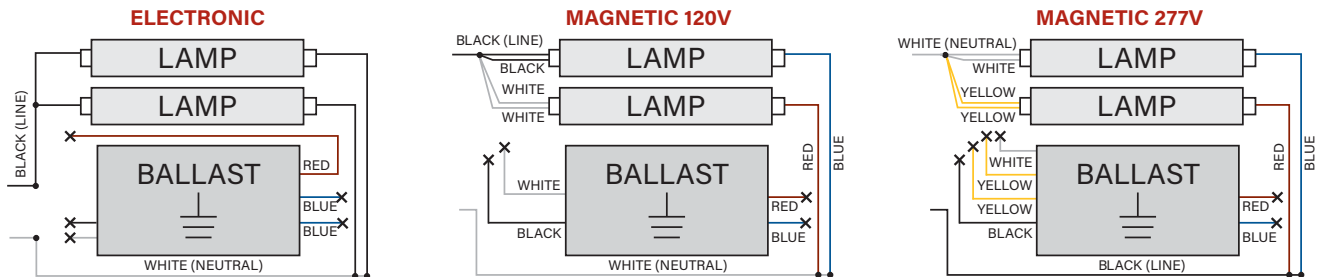
Typical Ballast Configurations:

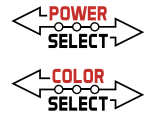


2. Confirm that the lampholders in the fixture are single-pin Fa8 lampholders. These DirectDrive LED tubes require single-pin Fa8 lampholders.

3. Rewire the fixture using existing lampholders as shown below according to the original ballast wiring configuration.

Typical Ballast Configurations:





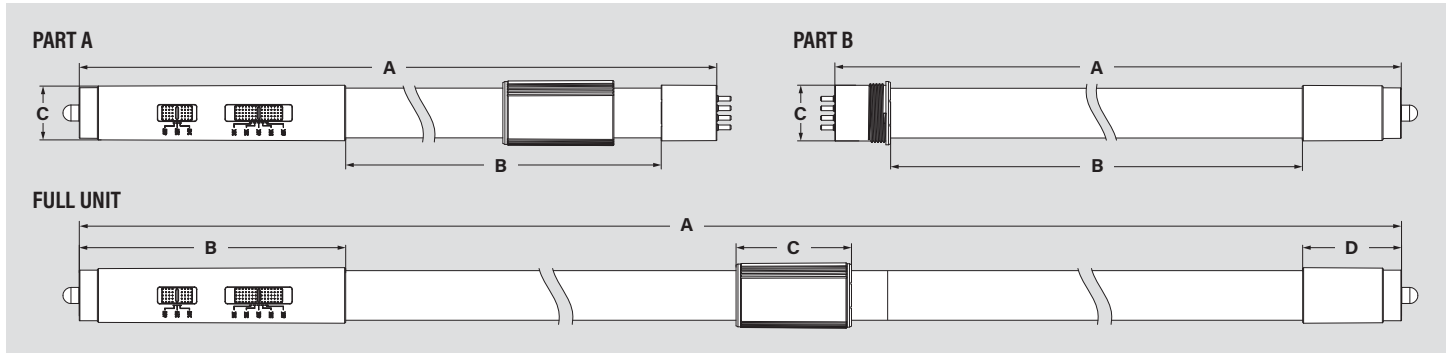
KT-LED40PST8-D48GC-8CSJ-D2

T8 LED LAMP

ENVIRONMENTAL SPECIFICATIONS

UL Location Rating	Damp
Operating Temperature	-20°C/-4°F to 45°C/113°F
Storage Temperature	-40°C/-40°F to 70°C/158°F
Enclosure Rating	Not suitable for totally enclosed fixtures

PHYSICAL SPECIFICATIONS



PART A	
A (Body Length)	46.60"
B (Illuminated Length)	40.23"
C (End Cap Diameter)	1.08"

PART B	
A (Body Length)	46.60"
B (Illuminated Length)	43.59"
C (End Cap Diameter)	1.08"

FULL UNIT	
A (Body Length)	93.20"
B (Controls End Cap Length)	5.20"
C (Connector Collar Length)	2.28"
D (End Cap Length)	1.93"

NOMINAL LENGTH: 96"
BASE TYPE: FA8 (Single Pin) or HO/R17d

ORDERING INFORMATION

ORDER CODE	PACK QTY.	UPC	EASY CODE	DLC PRODUCT ID
KT-LED40PST8-D48GC-8CSJ-D2	10	843654162980	DKM-87	S-M07LTT

CATALOG NUMBER BREAKDOWN

KT-LED40PST8-D48GC-8CSJ-D2

1	2	3	4	5	6	7	8	9	10	11	12
1 Keystone Technologies	2 LED Lamp	3 Nominal Wattage	4 Power Select	5 Lamp Type	6 Dual	7 Nominal Length (Inches)	8 Coated Glass	9 CRI	10 Color Select	11 Color Select Designation	12 Double Ended Wiring
								8 >80		J 3000/3500/4000/5000/6500K	