ABB BALDOR RELIANCE

Customer information packet

EFM4100T

15HP, 1175RPM, 3PH, 60HZ, 284T, 1046M, TEFC, F2
Class - None
Division - Not Applicable

Copyright © All product information within this document is subject to ABB Motors and Mechanical Inc. copyright © protection, unless otherwise noted.
11/5/2026 11:05:58 AM

Specifications

Enclosure	TEFC
Frame	284T
Frame Material	Iron
Frequency	60.00 Hz
Haz Area Class and Group	None
Haz Area Division	Not Applicable
Motor Letter Type	Three Phase
Output @ Frequency	15.000 HP @ 60 HZ
Phase	3
Synchronous Speed @ Frequency	1200 RPM @ 60 HZ
Voltage @ Frequency	460.0 V @ 60 HZ
	230.0 V @ 60 HZ
Agency Approvals	CURUSEEV
	NEMA PREMIUM
	NEMA PREMIUM (OLD LOGO)
Ambient Temperature	40 °C
Auxiliary Box	NO AUXILLARY BOX
Auxiliary Box Lead Termination	None
Base Indicator	Rigid
Bearing Grease Type	Polyrex EM (-20F +300F)
Blower	None
Current @ Voltage	42.000 A @ 208.0 V
	42.000 A @ 230.0 V
	21.000 A @ 460.0 V
Design Code	A
Drip Cover	No Drip Cover
Duty Rating	CONT
Efficiency @ 100% Load	91.7 %
Electrically Isolated Bearing	Not Electrically Isolated
Feedback Device	NO FEEDBACK
Front Face Code	Standard
Front Shaft Indicator	None

Part Detail

Revision	Z
Type	AC
Mech. spec.	10C156
Base	
Status	PRD/A
Elec. spec.	10WGY561
Layout	10LYC156
Eff. date	06-13-2025
CD Diagram	CD0180
Poles	06
Leads	9#10
Proprietary	False
Created date	06-11-2014

Heater Indicator	No Heater
High Voltage Full Load Amps	21.0 a
Insulation Class	F
Inverter Code	Not Inverter
KVA Code	H
Lifting Lugs	Standard Lifting Lugs
Locked Bearing Indicator	Locked Bearing
Motor Lead Exit	Ko Box
Motor Lead Quantity/Wire Size	9 @ 10 AWG
Motor Lead Termination	Flying Leads
Motor Standards	NEMA
Motor Type	1046M
Mounting Arrangement	F2
Number of Poles	6
Overall Length	27.81 IN
Power Factor	73
Product Family	General Purpose
Pulley End Bearing Type	Ball
Pulley Face Code	Standard
Pulley Shaft Indicator	Standard
Rodent Screen	None
Service Factor	1.15
Shaft Diameter	1.875 IN
Shaft Extension Location	Pulley End
Shaft Ground Indicator	No Shaft Grounding
Shaft Rotation	Reversible
Shaft Slinger Indicator	Shaft Slinger
Speed	1175 rpm
Speed Code	Single Speed
Starting Method	Direct on line
Thermal Device - Bearing	None
Thermal Device - Winding	None
Vibration Sensor Indicator	No Vibration Sensor
Winding Thermal 1	None

Winding Thermal 2	None

Nameplate

NP3443LUA											
CAT.NO.	EFM4100T			**CUST. P/N**						**ENCL**	TEFC
SPEC.	10C156Y561G1	**CC**	010A	**FRAME**	284T		**SER.NO.**				
HP	15	**CLASS**	F	**HZ**	60						
R.P.M.	1175	**PH.**	3	**DES.**	A						
VOLTS	230/460			**CODE**	H	**ODE BRG**	6309	**DE BRG**	6311		
AMPS	42/21										
RATING	40C AMB-CONT			**NEMA NOM. EFF.**	91.7		**GREASE**	POLYREX EM			
P.F.	73	**SER.F.**	1.15	**CT6-60H(10:1)VT3-60H(20:1**							
USABLE AT	50HZ 15HP 190/380V 48/24A			SF1.0							
VOLTS	**AMPS**			**MAX. SPACE HEATER TEMP.**							

AC Induction Motor Performance Data
Record # 29743
Typical performance - not guaranteed values

Winding: 10WGY561-R001	**Type:** 1046M	**Enclosure:** TEFC

Nameplate Data				**460 V, 60 Hz: High Voltage Connection**	
Rated Output (HP)			15	**Full Load Torque**	66.68 LB-FT
Volts			230/460	**Start Configuration**	direct on line
Full Load Amps			42/21	**Breakdown Torque**	213 LB-FT
R.P.M.			1175	**Pull-up Torque**	93.1 LB-FT
Hz	60	**Phase**	3	**Locked-rotor Torque**	114 LB-FT
NEMA Design Code	A	**KVA Code**	H	**Starting Current**	144 A
Service Factor (S.F.)			1.15	**No-load Current**	12.4 A
NEMA Nom. Eff.	91.7	**Power Factor**	73	**Line-line Res. @ 25ºC**	0.502 Ω
Rating - Duty			40C AMB-CONT	**Temp. Rise @ Rated Load**	43°C
S.F. Amps				**Temp. Rise @ S.F. Load**	51°C
				Locked-rotor Power Factor	32.9
				Rotor inertia	5.63 LB-FT2

Load Characteristics 460 V, 60 Hz, 15 HP

% of Rated Load	**25**	**50**	**75**	**100**	**125**	**150**	**S.F.**
Power Factor	32	52	65	72	76	78	75
Efficiency	83	89.4	91.3	91.7	91.4	90.8	91.7
Speed	1196	1193	1189	1185	1181	1177	1181
Line amperes	13.2	15.1	17.9	21.3	25.3	29.6	23.4

ABB Motors and Mechanical Inc.

WINDING # 10WGY561

15 HP 3 PH 60 HZ 1175 RPM 460 V 1046M

Typical performance - not guaranteed values.

TORQUES(LB-FT): PO=213 PU=93.1 LR=114 LRA=144

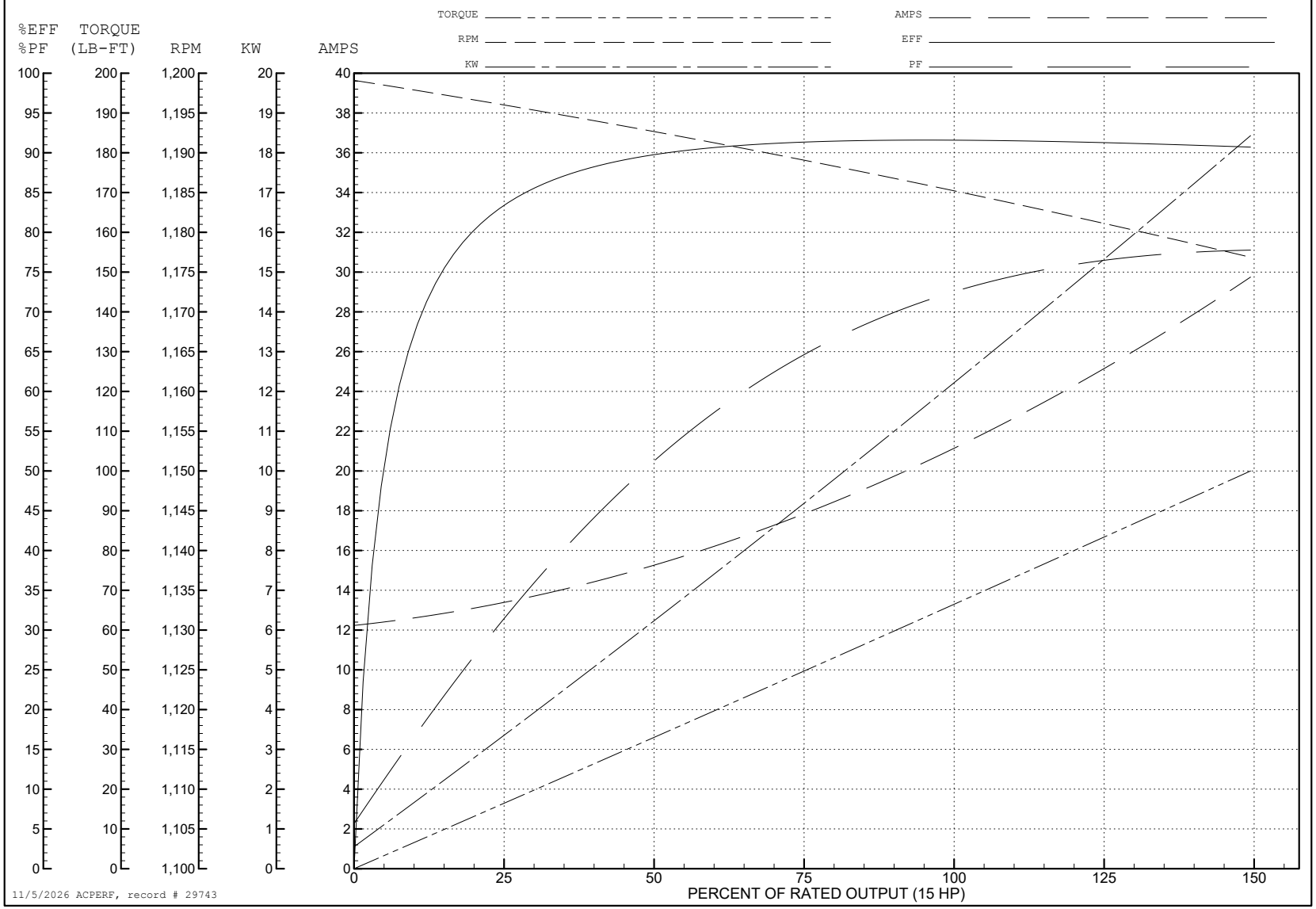

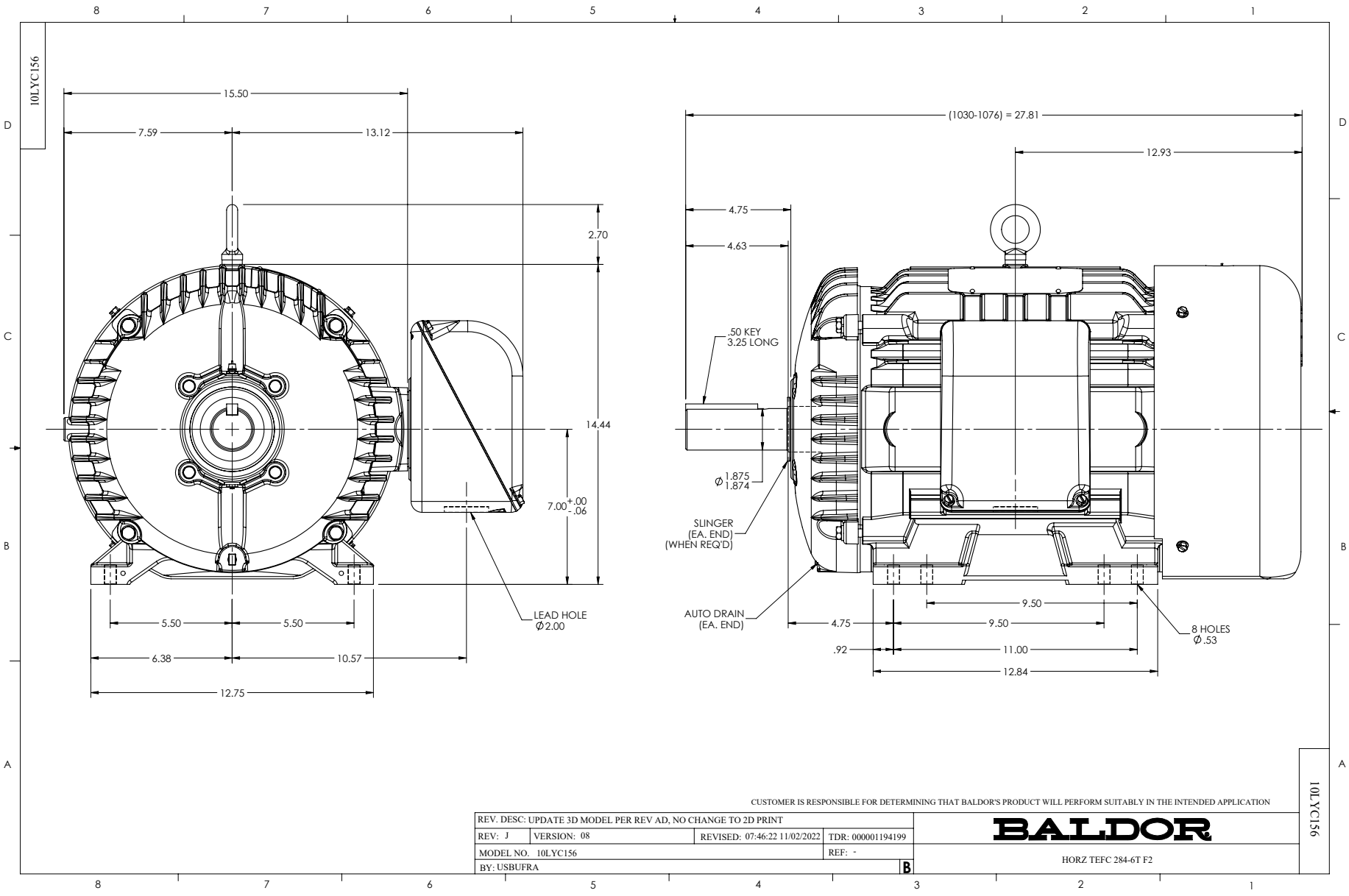
10LYC156
15.50
7.59
13.12
2.70
14.44
7.00 +.00 -.06
5.50
5.50
6.38
10.57
12.75
LEAD HOLE Ø2.00
(1030-1076) = 27.81
12.93
4.75
4.63
.50 KEY 3.25 LONG
Ø 1.875 1.874
SLINGER (EA. END) (WHEN REQ'D)
AUTO DRAIN (EA. END)
9.50
4.75
9.50
.92
11.00
12.84
8 HOLES Ø .53
CUSTOMER IS RESPONSIBLE FOR DETERMINING THAT BALDOR'S PRODUCT WILL PERFORM SUITABLY IN THE INTENDED APPLICATION
REV. DESC: UPDATE 3D MODEL PER REV AD, NO CHANGE TO 2D PRINT
REV: J
VERSION: 08
REVISED: 07:46:22 11/02/2022
TDR: 000001194199
MODEL NO. 10LYC156
REF: -
BY: USBUFRA
B
BALDOR
HORZ TEFC 284-6T F2
10LYC156

CD0180

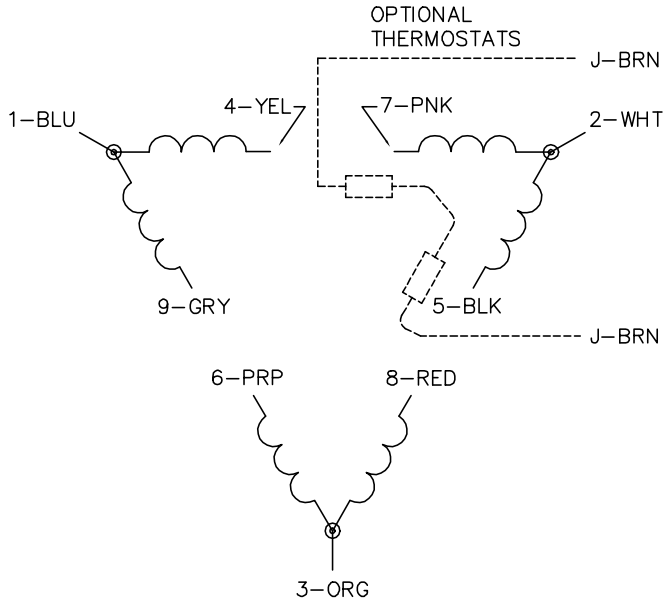

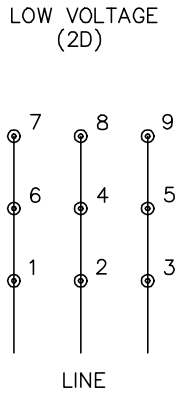

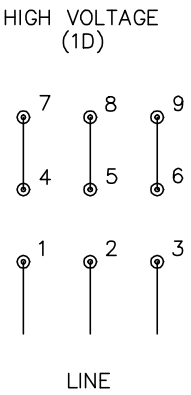

NOTES:

1. INTERCHANGE ANY TWO LINE LEADS TO REVERSE ROTATION.
2. OPTIONAL THERMOSTATS ARE PROVIDED WHEN SPECIFIED.
3. ACTUAL NUMBER OF INTERNAL PARALLEL CIRCUITS MAY BE A MULTIPLE OF THOSE SHOWN ABOVE.
4. LEAD COLORS ARE OPTIONAL. LEADS MUST ALWAYS BE NUMBERED AS SHOWN.

CD0180

REV. DESC: ADD CLASS CONN00000007		
REV. LTR: D	VERSION: 01	TDR: 000001099922
FILE: \AAA\00005\148	REVISED: 10:25:29 02/19/2019	BY: ENBRIR0
MTL: –		

BALDOR - RELIANCE®

3PH, DV, 9 LEADS, DELTA CONNECTION

SH 1 of 1