ABB BALDOR RELIANCE

Customer information packet

EM3771T

10HP, 3485RPM, 3PH, 60HZ, 215T, 0730M, TEFC, F1
Class - None
Division - Not Applicable

Copyright © All product information within this document is subject to ABB Motors and Mechanical Inc. copyright © protection, unless otherwise noted.
11/5/2026 5:32:33 PM

Specifications

Enclosure	TEFC
Frame	215T
Frame Material	Iron
Frequency	60.00 Hz
Haz Area Class and Group	None
Haz Area Division	Not Applicable
Motor Letter Type	Three Phase
Output @ Frequency	10.000 HP @ 60 HZ
Phase	3
Synchronous Speed @ Frequency	3600 RPM @ 60 HZ
Voltage @ Frequency	230.0 V @ 60 HZ
	460.0 V @ 60 HZ
Agency Approvals	CURUSEEV
	NEMA PREMIUM
Ambient Temperature	40 °C
Auxiliary Box	NO AUXILLARY BOX
Auxiliary Box Lead Termination	None
Base Indicator	Rigid
Bearing Grease Type	Polyrex EM (-20F +300F)
Blower	None
Current @ Voltage	11.700 A @ 460.0 V
	23.400 A @ 230.0 V
	25.200 A @ 208.0 V
Design Code	B
Drip Cover	No Drip Cover
Duty Rating	CONT
Efficiency @ 100% Load	90.2 %
Electrically Isolated Bearing	Not Electrically Isolated
Feedback Device	NO FEEDBACK
Front Shaft Indicator	None
Heater Indicator	No Heater
High Voltage Full Load Amps	11.7 a

Part Detail

Revision	D
Type	AC
Mech. spec.	07H002
Base	
Status	PRD/A
Elec. spec.	07WGT513
Layout	07LYH002
Eff. date	04-29-2024
CD Diagram	CD0005
Poles	02
Leads	9#14
Proprietary	False
Created date	01-05-2021

Insulation Class	F
Inverter Code	Inverter Ready
KVA Code	G
Lifting Lugs	Standard Lifting Lugs
Locked Bearing Indicator	No Locked Bearing
Motor Lead Quantity/Wire Size	9 @ 14 AWG
Motor Lead Termination	Flying Leads
Motor Standards	NEMA
Motor Type	0730M
Mounting Arrangement	F1
Number of Poles	2
Overall Length	18.45 IN
Power Factor	87
Product Family	General Purpose
Pulley End Bearing Type	Ball
Pulley Face Code	Standard
Pulley Shaft Indicator	Standard
Rodent Screen	None
RoHS Status	ROHS COMPLIANT
Service Factor	1.15
Shaft Diameter	1.375 IN
Shaft Ground Indicator	No Shaft Grounding
Shaft Rotation	Reversible
Shaft Slinger Indicator	No Slinger
Speed	3485 rpm
Speed Code	Single Speed
Starting Method	Direct on line
Thermal Device - Bearing	None
Thermal Device - Winding	None
Vibration Sensor Indicator	No Vibration Sensor
Winding Thermal 1	None
Winding Thermal 2	None

Nameplate

NP3441LUA									
CAT.NO.	EM3771T								
SPEC	07H002T513G1								
HP	10								
VOLTS	230/460								
AMPS	23.4/11.7								
RPM	3485								
FRAME	215T	**HZ**	60	**PH**	3				
SF	1.15	**CODE**	G	**DES**	B	**CLASS**	F		
NEMA NOM. EFF	90.2	**PF**	87						
RATING	40C AMB-CONT								
CC	010A								
ENCL	TEFC	**SER**							
DE	6307	**ODE**	6206						
VPWM INVERTER READY									
CT6-60H(10:1)VT3-60H(20:1									

Accessories

Part number	Description	Multiplier
37-1304	C FACE KIT	A8

AC Induction Motor Performance Data
Record # 86039
Preliminary Data Sheet

Winding: 07WGT513-R001	**Type:** 0730M	**Enclosure:** TEFC

Nameplate Data				**460 V, 60 Hz: High Voltage Connection**	
Rated Output (HP)			10	**Full Load Torque**	15.1 LB-FT
Volts			230/460	**Start Configuration**	direct on line
Full Load Amps			23.4/11.7	**Breakdown Torque**	43.8 LB-FT
R.P.M.			3485	**Pull-up Torque**	18.6 LB-FT
Hz	60	**Phase**	3	**Locked-rotor Torque**	21.4 LB-FT
NEMA Design Code	B	**KVA Code**	G	**Starting Current**	75.2 A
Service Factor (S.F.)			1.15	**No-load Current**	3.73 A
NEMA Nom. Eff.	90.2	**Power Factor**	87	**Line-line Res. @ 25ºC**	1.19 Ω
Rating - Duty			40C AMB-CONT	**Temp. Rise @ Rated Load**	72°C
S.F. Amps				**Temp. Rise @ S.F. Load**	97°C
				Locked-rotor Power Factor	38.5
				Rotor inertia	0.273 lb-ft²

Load Characteristics 460 V, 60 Hz, 10 HP

% of Rated Load	**25**	**50**	**75**	**100**	**125**	**150**	**S.F.**
Power Factor	57	78	86	88	90	90	89
Efficiency	88.8	91.7	91.5	90.3	88.7	86.7	89.6
Speed	3575	3548	3519	3487	3450	3410	3464
Line amperes	4.6	6.55	8.98	11.7	14.8	18.1	13.5

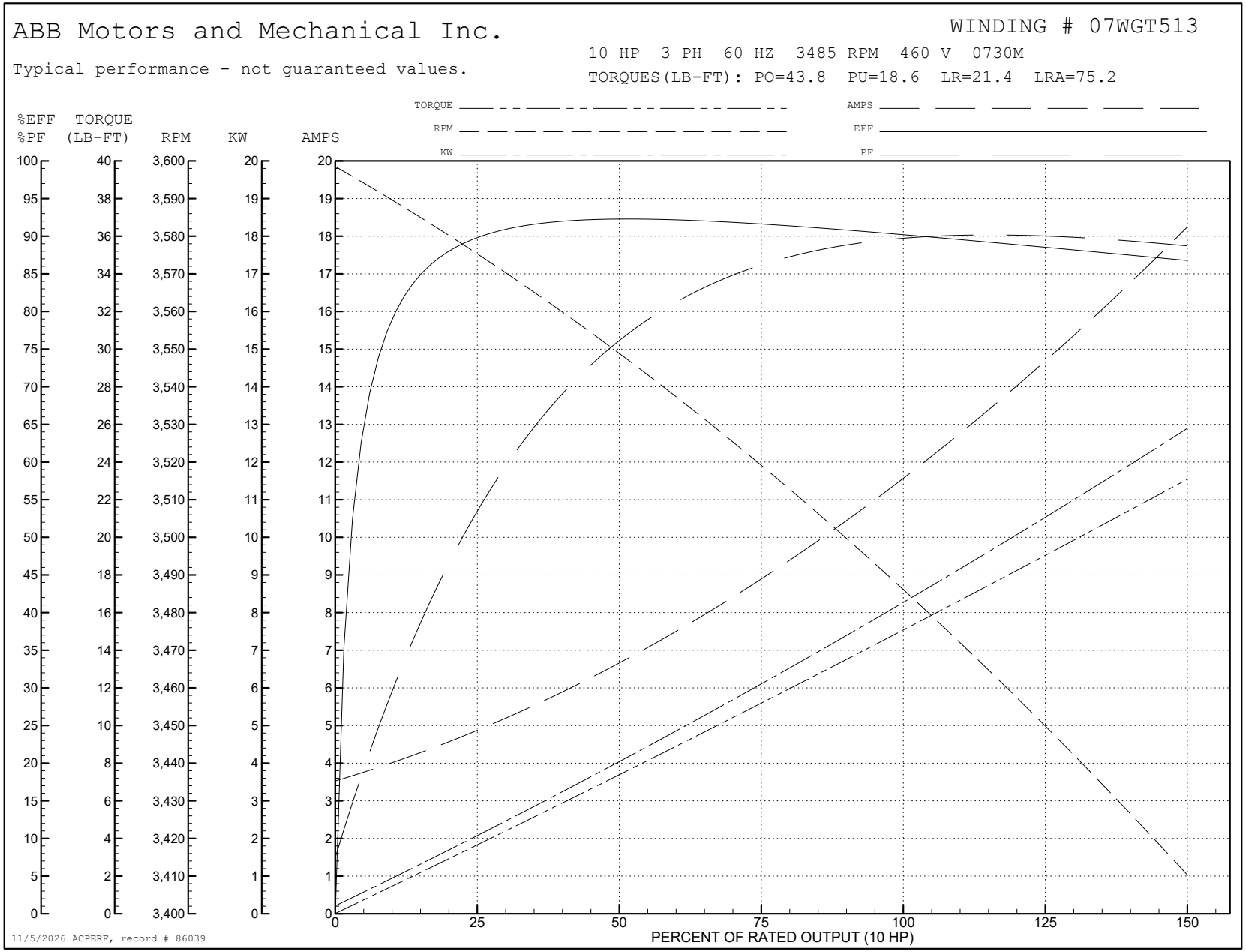
ABB Motors and Mechanical Inc.
WINDING # 07WGT513
Typical performance - not guaranteed values.
10 HP 3 PH 60 HZ 3485 RPM 460 V 0730M
TORQUES(LB-FT): PO=43.8 PU=18.6 LR=21.4 LRA=75.2
TORQUE
RPM
KW
AMPS
EFF
PF
%EFF %PF
TORQUE (LB-FT)
RPM
KW
AMPS
PERCENT OF RATED OUTPUT (10 HP)
11/5/2026 ACPERF, record # 86039

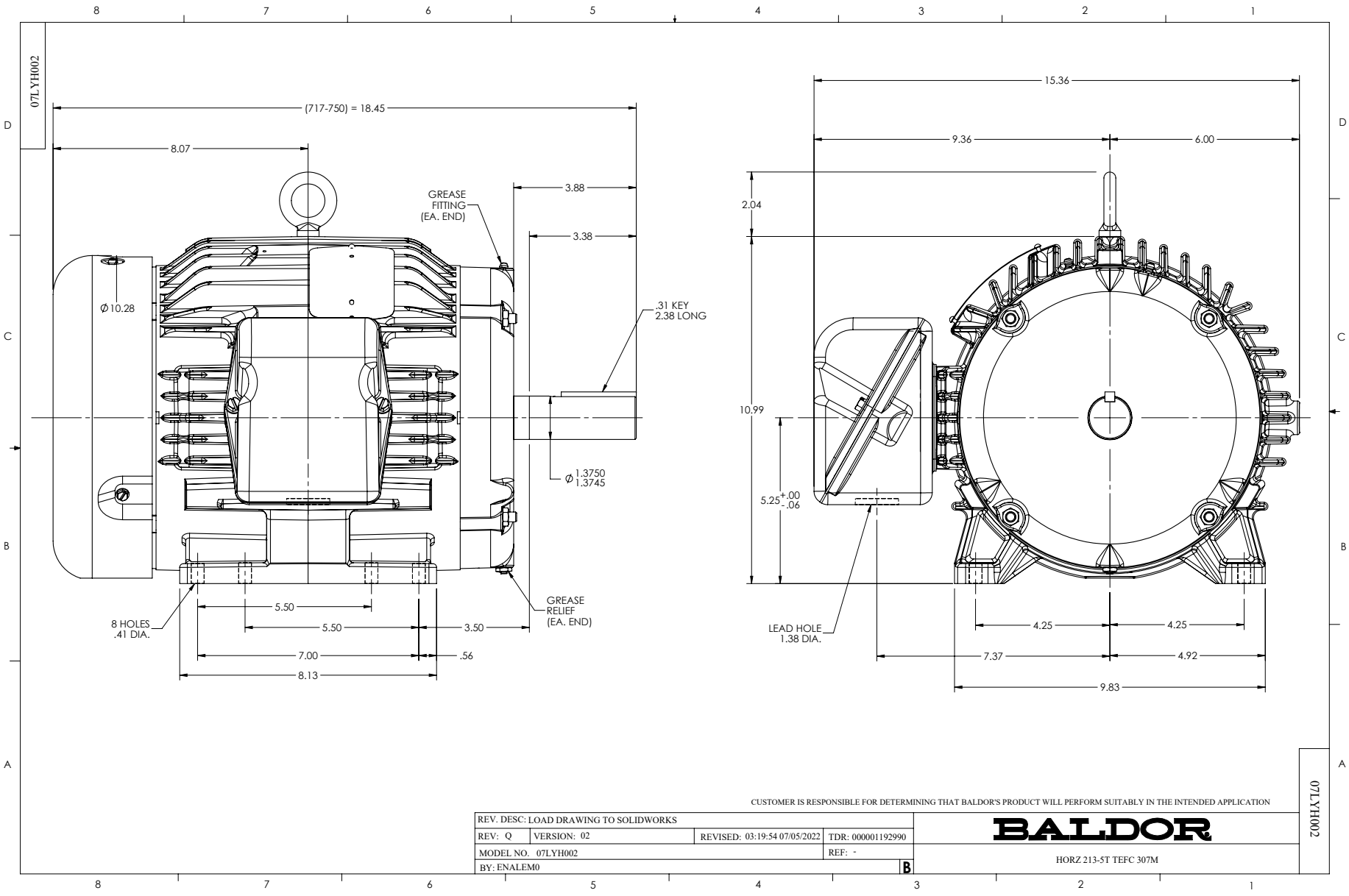
07LYH002
(717-750) = 18.45
8.07
3.88
3.38
GREASE FITTING (EA. END)
Ø 10.28
.31 KEY 2.38 LONG
Ø 1.3750 1.3745
8 HOLES .41 DIA.
5.50
5.50
3.50
7.00
.56
8.13
GREASE RELIEF (EA. END)
15.36
9.36
6.00
2.04
10.99
5.25 +.00 -.06
LEAD HOLE 1.38 DIA.
4.25
4.25
7.37
4.92
9.83
CUSTOMER IS RESPONSIBLE FOR DETERMINING THAT BALDOR'S PRODUCT WILL PERFORM SUITABLY IN THE INTENDED APPLICATION
REV. DESC: LOAD DRAWING TO SOLIDWORKS
REV: Q
VERSION: 02
REVISED: 03:19:54 07/05/2022
TDR: 000001192990
MODEL NO. 07LYH002
REF: -
BY: ENALEM0
B
BALDOR
HORZ 213-5T TEFC 307M
07LYH002

CD0005

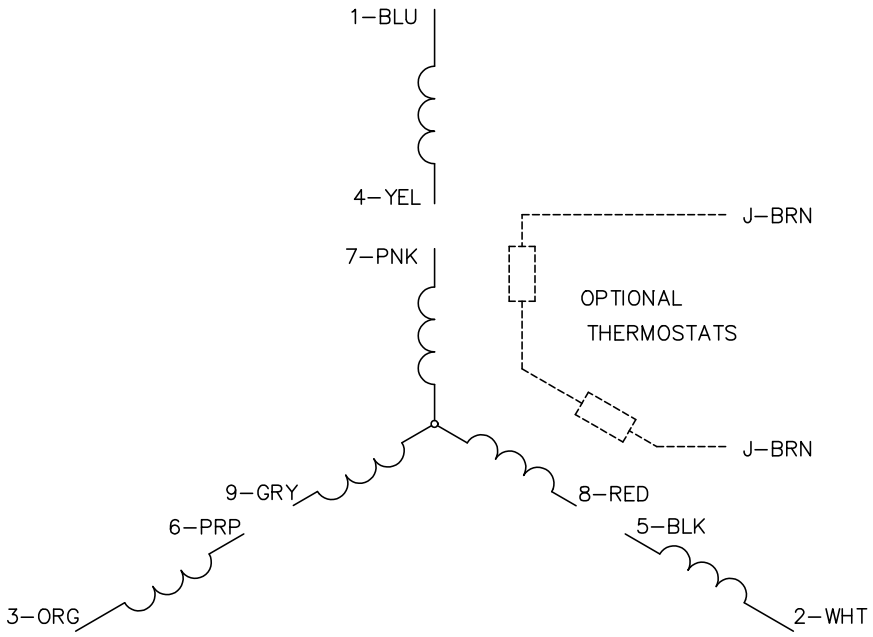

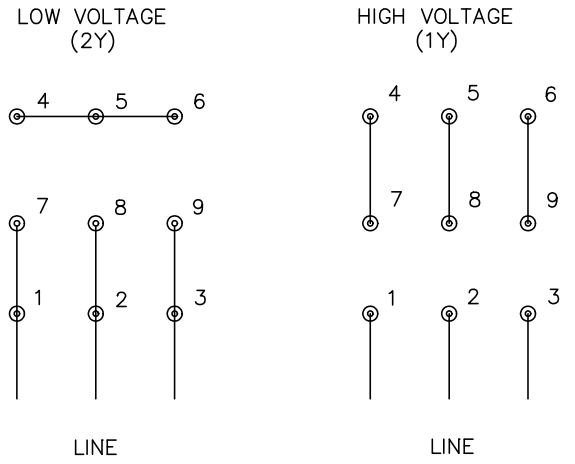

NOTES:

1. INTERCHANGE ANY TWO LINE LEADS TO REVERSE ROTATION.
2. OPTIONAL THERMOSTATS ARE PROVIDED WHEN SPECIFIED.
3. ACTUAL NUMBER OF INTERNAL PARALLEL CIRCUITS MAY BE A MULTIPLE OF THOSE SHOWN ABOVE.
4. LEAD COLORS ARE OPTIONAL. LEADS MUST ALWAYS BE NUMBERED AS SHOWN.

CD0005

REV. DESC: REVISE TO SHOW OPTIONAL COLORS			BALDOR ELECTRIC Co.
REV. LTR: E	BY: JLP	REVISED: 01/19/99 10:15	TDR: 0171435
CD0005		FILE: AAA00005140	MDL: –
		MTL: –	3PH, DV, 9 LEADS