ABB BALDOR RELIANCE

Customer information packet

EHM3714T

10HP, 1768RPM, 3PH, 60HZ, 215T, 3750M, TEFC, F1
Class - None
Division - Not Applicable

Copyright © All product information within this document is subject to ABB Motors and Mechanical Inc. copyright © protection, unless otherwise noted.
11/5/2026 12:15:38 PM

Specifications

Enclosure	TEFC
Frame	215T
Frame Material	Steel
Frequency	60.00 Hz
Haz Area Class and Group	None
Haz Area Division	Not Applicable
Motor Letter Type	Three Phase
Output @ Frequency	10.000 HP @ 60 HZ
Phase	3
Synchronous Speed @ Frequency	1800 RPM @ 60 HZ
Voltage @ Frequency	230.0 V @ 60 HZ
	460.0 V @ 60 HZ
Agency Approvals	CSA
	UR
Ambient Temperature	40 °C
Auxiliary Box	NO AUXILLARY BOX
Auxiliary Box Lead Termination	None
Base Indicator	Rigid
Bearing Grease Type	Polyrex EM (-20F +300F)
Blower	None
Current @ Voltage	12.400 A @ 460.0 V
	24.800 A @ 230.0 V
	27.000 A @ 208.0 V
Design Code	A
Drip Cover	No Drip Cover
Duty Rating	CONT
Efficiency @ 100% Load	91.7 %
Electrically Isolated Bearing	Not Electrically Isolated
Feedback Device	NO FEEDBACK
Front Shaft Indicator	None
Heater Indicator	No Heater
High Voltage Full Load Amps	12.4 a

Part Detail

Revision	-
Type	AC
Mech. spec.	37J543
Base	
Status	PRD/A
Elec. spec.	37WGZ711
Layout	37LYJ543
Eff. date	11-24-2025
CD Diagram	CD0005
Poles	04
Leads	9#14
Proprietary	False
Created date	11-07-2025

Insulation Class	F
Inverter Code	Inverter Ready
KVA Code	K
Lifting Lugs	Standard Lifting Lugs
Locked Bearing Indicator	No Locked Bearing
Motor Lead Quantity/Wire Size	9 @ 14 AWG
Motor Lead Termination	Flying Leads
Motor Standards	NEMA
Motor Type	3750M
Mounting Arrangement	F1
Number of Poles	4
Overall Length	19.77 IN
Power Factor	85
Product Family	General Purpose
Pulley End Bearing Type	Ball
Pulley Face Code	Standard
Pulley Shaft Indicator	Standard
Rodent Screen	None
Service Factor	1.15
Shaft Diameter	1.375 IN
Shaft Ground Indicator	No Shaft Grounding
Shaft Rotation	Reversible
Shaft Slinger Indicator	No Slinger
Speed	1768 rpm
Speed Code	Single Speed
Starting Method	Direct on line
Thermal Device - Bearing	None
Thermal Device - Winding	None
Vibration Sensor Indicator	No Vibration Sensor
Winding Thermal 1	None
Winding Thermal 2	None

Nameplate

NP2094E06B03									
CAT.NO.	EHM3714T								
SPEC.	37J543Z711G1								
HP	10								
VOLTS	230/460								
AMPS	24.8/12.4								
RPM	1768								
FRAME	215T	**HZ**	60		**PH**	3			
SER.F.	1.15	**CODE**	K	**DES**	A	**CL**	F		
NEMA-NOM-EFF	91.7	**PF**	85						
RATING	40C AMB-CONT								
CC	010A			**USABLE AT 208V**		N/A			
DE	6307	**ODE**	6206						
AUTO	N	**MANUAL**	N	**NONE**	Y				
ENCL	TEFC	**SN**							
BLANK	SFA 28.2/14.1								

AC Induction Motor Performance Data
Record # 115760
Typical performance - not guaranteed values

Winding: 37WGZ711-R001	**Type:** 3750M	**Enclosure:** TEFC

Nameplate Data			**460 V, 60 Hz: High Voltage Connection**	
Rated Output (HP)		10	**Full Load Torque**	29.79 LB-FT
Volts		230/460	**Start Configuration**	direct on line
Full Load Amps		24.8/12.4	**Breakdown Torque**	93.4 LB-FT
R.P.M.		1768	**Pull-up Torque**	44.7 LB-FT
Hz	60 **Phase**	3	**Locked-rotor Torque**	55.5 LB-FT
NEMA Design Code	A **KVA Code**	K	**Starting Current**	90.5 A
Service Factor (S.F.)		1.15	**No-load Current**	5.11 A
NEMA Nom. Eff.	91.7 **Power Factor**	85	**Line-line Res. @ 25ºC**	1.1801 Ω
Rating - Duty		40C AMB-CONT	**Temp. Rise @ Rated Load**	77°C
S.F. Amps		28.2/14.1	**Temp. Rise @ S.F. Load**	108°C
			Locked-rotor Power Factor	37.2

Load Characteristics 460 V, 60 Hz, 10 HP

% of Rated Load	**25**	**50**	**75**	**100**	**125**	**150**	**S.F.**
Power Factor	45	68	78	82	85	85	84
Efficiency	89.9	92.6	92.6	91.8	90.5	88.9	91
Speed	1792.4	1785	1776.3	1767.2	1756.7	1745.2	1756
Line amperes	5.83	7.54	9.79	12.4	15.3	18.6	14.2

ABB Motors and Mechanical Inc.

WINDING # 37WGZ711

10 HP 3 PH 60 HZ 1768 RPM 460 V 3750M

Typical performance - not guaranteed values.

TORQUES(LB-FT): PO=93.4 PU=44.7 LR=55.5 LRA=90.5

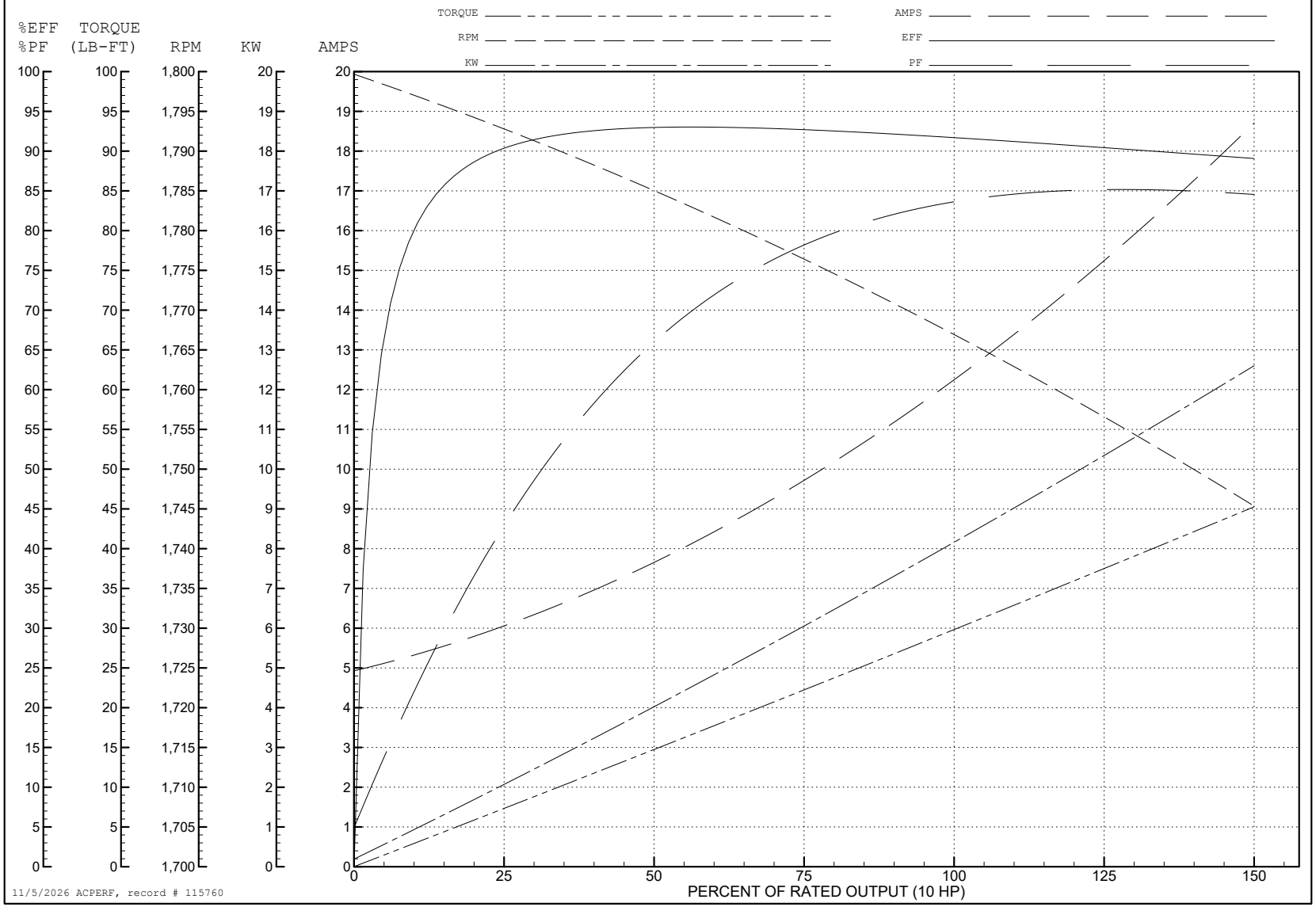

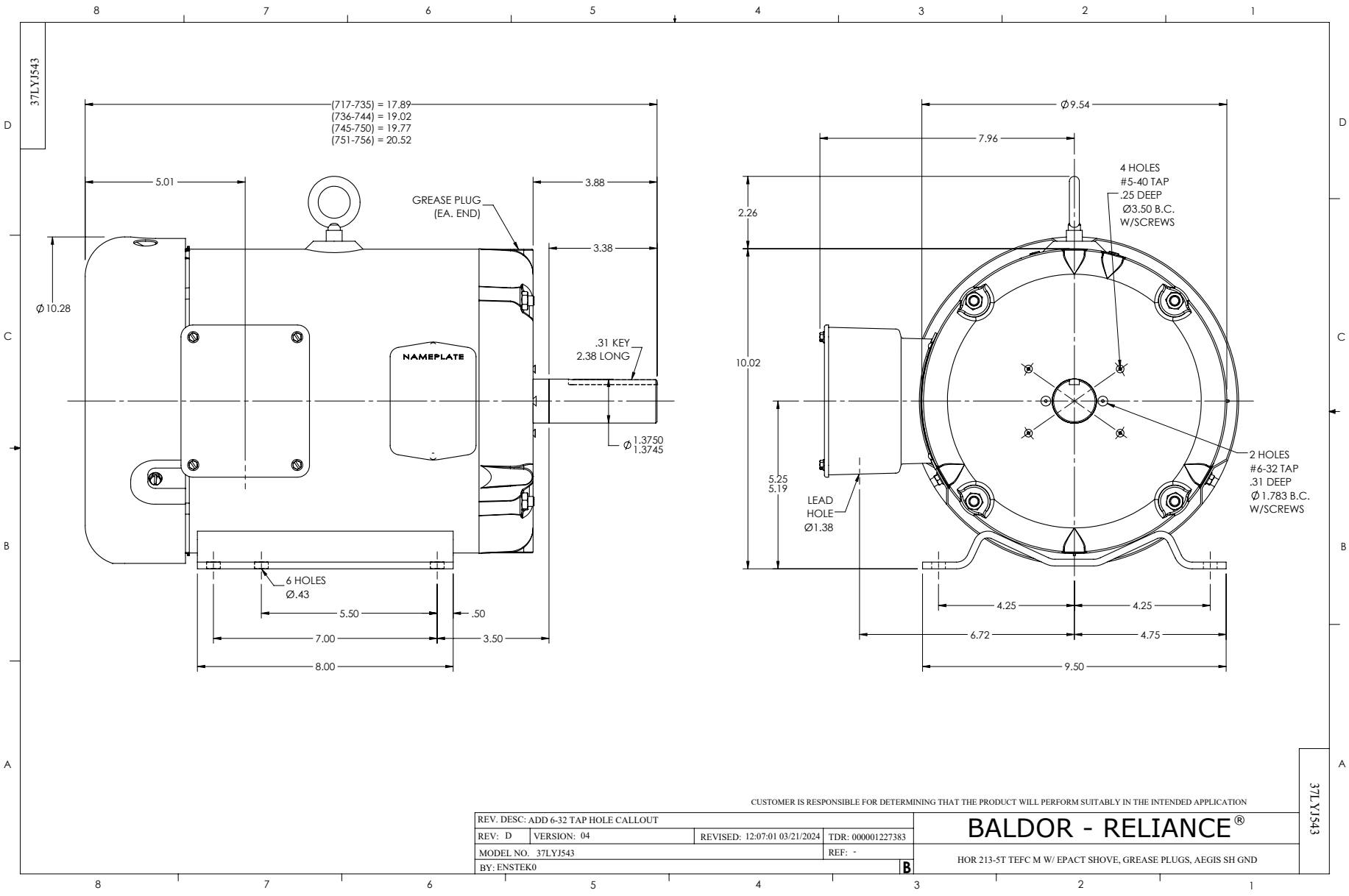
37LYJ543
(717-735) = 17.89
(736-744) = 19.02
(745-750) = 19.77
(751-756) = 20.52
5.01
3.88
GREASE PLUG
(EA. END)
3.38
Ø10.28
NAMEPLATE
.31 KEY
2.38 LONG
Ø1.3750
1.3745
6 HOLES
Ø.43
5.50
.50
7.00
3.50
8.00
Ø9.54
7.96
4 HOLES
#5-40 TAP
.25 DEEP
Ø3.50 B.C.
W/SCREWS
2.26
10.02
5.25
5.19
LEAD
HOLE
Ø1.38
2 HOLES
#6-32 TAP
.31 DEEP
Ø1.783 B.C.
W/SCREWS
4.25
4.25
6.72
4.75
9.50
CUSTOMER IS RESPONSIBLE FOR DETERMINING THAT THE PRODUCT WILL PERFORM SUITABLY IN THE INTENDED APPLICATION
REV. DESC: ADD 6-32 TAP HOLE CALLOUT
REV: D
VERSION: 04
REVISED: 12:07:01 03/21/2024
TDR: 000001227383
MODEL NO. 37LYJ543
REF: -
BY: ENSTEK0
B
BALDOR - RELIANCE®
HOR 213-5T TEFC M W/ EPACT SHOVE, GREASE PLUGS, AEGIS SH GND
37LYJ543

CD0005

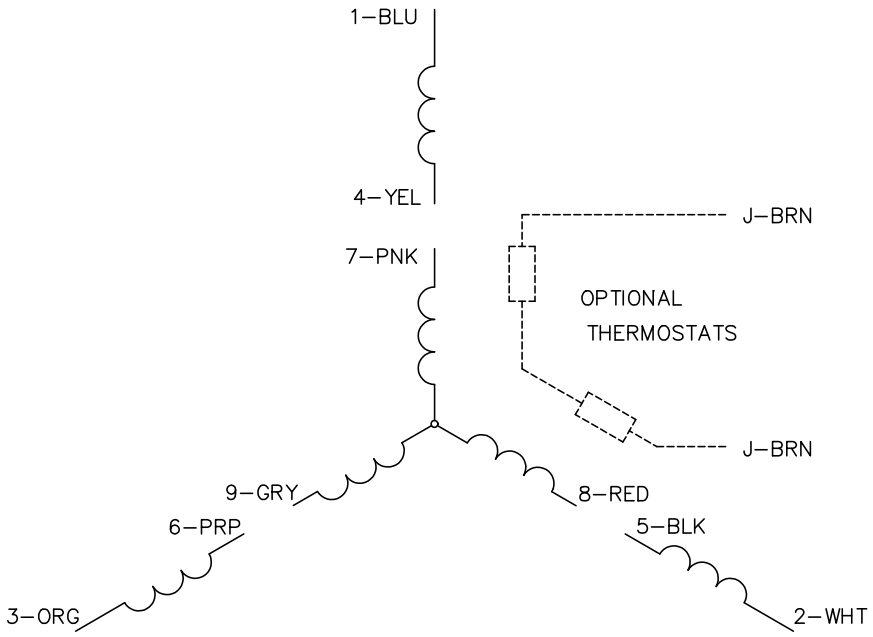

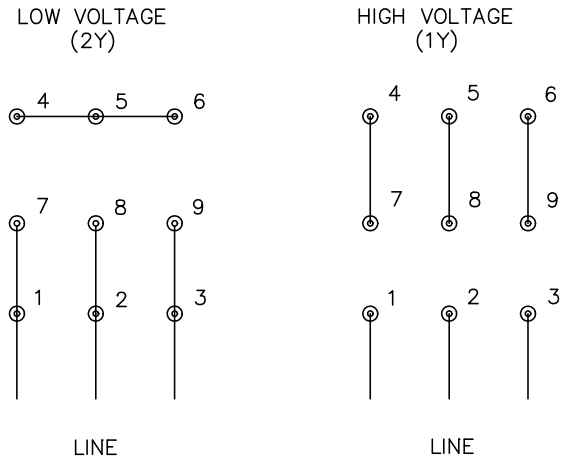

NOTES:

1. INTERCHANGE ANY TWO LINE LEADS TO REVERSE ROTATION.
2. OPTIONAL THERMOSTATS ARE PROVIDED WHEN SPECIFIED.
3. ACTUAL NUMBER OF INTERNAL PARALLEL CIRCUITS MAY BE A MULTIPLE OF THOSE SHOWN ABOVE.
4. LEAD COLORS ARE OPTIONAL. LEADS MUST ALWAYS BE NUMBERED AS SHOWN.

CD0005

REV. DESC: REVISE TO SHOW OPTIONAL COLORS			BALDOR ELECTRIC Co.
REV. LTR: E	BY: JLP	REVISED: 01/19/99 10:15	TDR: 0171435
CD0005		FILE: AAA00005140	MDL: –
		MTL: –	3PH, DV, 9 LEADS