ABB BALDOR RELIANCE

Customer information packet

L3513-50

1.5/1.1KWHP, 2910RPM, 1PH, 50HZ, 56, 3530LC, T
Class - None
Division - Not Applicable

Copyright © All product information within this document is subject to ABB Motors and Mechanical Inc. copyright © protection, unless otherwise noted.
11/5/2026 3:01:52 PM

Specifications

Enclosure	TEFC
Frame	56
Frame Material	Steel
Frequency	50.00 Hz
Haz Area Class and Group	None
Haz Area Division	Not Applicable
Motor Letter Type	Cap Start, Cap Run
Output @ Frequency	1.500 HP @ 50 HZ
Phase	1
Synchronous Speed @ Frequency	3000 RPM @ 50 HZ
Voltage @ Frequency	110.0 V @ 50 HZ
	220.0 V @ 50 HZ
Agency Approvals	C UR US
	CE
	CURUS
	UKCA
	WEEE
Ambient Temperature	40 °C
Auxiliary Box	NO AUXILLARY BOX
Auxiliary Box Lead Termination	None
Base Indicator	Rigid
Bearing Grease Type	Polyrex EM (-20F +300F)
Blower	None
Current @ Voltage	6.500 A @ 220.0 V
	13.000 A @ 110.0 V
Design Code	L
Drip Cover	No Drip Cover
Duty Rating	CONT
Efficiency @ 100% Load	79.6 %
Electrically Isolated Bearing	Not Electrically Isolated
Feedback Device	NO FEEDBACK
Front Shaft Indicator	None

Part Detail

Revision	-
Type	AC
Mech. spec.	35E008
Base	
Status	PRD/A
Elec. spec.	35WGK257
Layout	35LYE008
Eff. date	04-20-2026
CD Diagram	CD0055
Poles	02
Leads	6#18
Proprietary	False
Created date	04-17-2026

Heater Indicator	No Heater
High Voltage Full Load Amps	6.5 a
Insulation Class	F
Inverter Code	Not Inverter
KVA Code	J
Lifting Lugs	No Lifting Lugs
Locked Bearing Indicator	No Locked Bearing
Motor Lead Quantity/Wire Size	6 @ 18 AWG
Motor Lead Termination	Flying Leads
Motor Standards	NEMA
Motor Type	3530LC
Mounting Arrangement	F1
Number of Poles	2
Overall Length	14.10 IN
Power Factor	96
Product Family	General Purpose
Pulley End Bearing Type	Ball
Pulley Face Code	Standard
Pulley Shaft Indicator	Standard
Rodent Screen	None
Service Factor	1.15
Shaft Diameter	0.625 IN
Shaft Ground Indicator	No Shaft Grounding
Shaft Rotation	Reversible
Shaft Slinger Indicator	No Slinger
Speed	2910 rpm
Speed Code	Single Speed
Starting Method	Direct on line
Thermal Device - Bearing	None
Thermal Device - Winding	None
Vibration Sensor Indicator	No Vibration Sensor
Winding Thermal 1	None
Winding Thermal 2	None

Nameplate

NP1372L									
CAT.NO.	L3513-50								
SPEC.	35E008K257G1								
HP	1.5/1.1KW								
VOLTS	110/220								
AMP	13/6.5								
R.P.M. (1/MIN)	2910								
FRAME	56	**HZ**	50			**PH**	1		
SER.F.	1.15	**CODE**	J	**DES**	L	**CL**	F		
NEMA-NOM-EFF	79.6	**PF**	96						
RATING	40C AMB-S1 CONT								
CC			IP44 IC411 30KG						
DE	6205	**ODE**	6203						
ENCL	TEFC	**SN**							
	IE2-50HZ 81.3(75%) 77.0(50%)								

Accessories

Part number	Description	Multiplier
35-8762	C FACE KIT	A8
35EP1506A01SP	D-FLANGE KIT	A8

AC Induction Motor Performance Data
Record # 103731
Typical performance - not guaranteed values

Winding: 35WGK257-R001	**Type:** 3530LC	**Enclosure:** TEFC

Nameplate Data				**110 V, 50 Hz: Low Voltage Connection**	
Rated Output (HP)			1.5	**Full Load Torque**	2.71 LB-FT
Volts			110/220	**Start Configuration**	direct on line
Full Load Amps			13/6.5	**Breakdown Torque**	8 LB-FT
R.P.M.			2910	**Pull-up Torque**	6.2 LB-FT
Hz	50	**Phase**	1	**Locked-rotor Torque**	9 LB-FT
NEMA Design Code	L	**KVA Code**	J	**Starting Current**	107 A
Service Factor (S.F.)			1.15	**No-load Current**	3.1 A
NEMA Nom. Eff.	79.6	**Power Factor**	96	**Line-line Res. @ 25ºC**	0.319 Ω A Ph 1.59 Ω B Ph
Rating - Duty			40C AMB-CONT	**Temp. Rise @ Rated Load**	43°C
S.F. Amps				**Temp. Rise @ S.F. Load**	51°C
				Locked-rotor Power Factor	84.3
				Rotor inertia	0.0645 lb-ft²

Load Characteristics 110 V, 50 Hz, 1.5 HP

% of Rated Load	**25**	**50**	**75**	**100**	**125**	**150**	**S.F.**
Power Factor	87	93	95	96	97	96	97
Efficiency	64.9	77	81.3	82	81.3	79.3	81.6
Speed	2976	2956	2933	2908	2880	2845	2891
Line amperes	4.67	7.09	9.89	12.89	16.21	19.97	14.9

ABB Motors and Mechanical Inc.

WINDING # 35WGK257

1.5 HP 1 PH 50 HZ 2910 RPM 110 V 3530LC

Typical performance - not guaranteed values.

TORQUES(LB-FT): PO=8 PU=6.2 LR=9 LRA=107

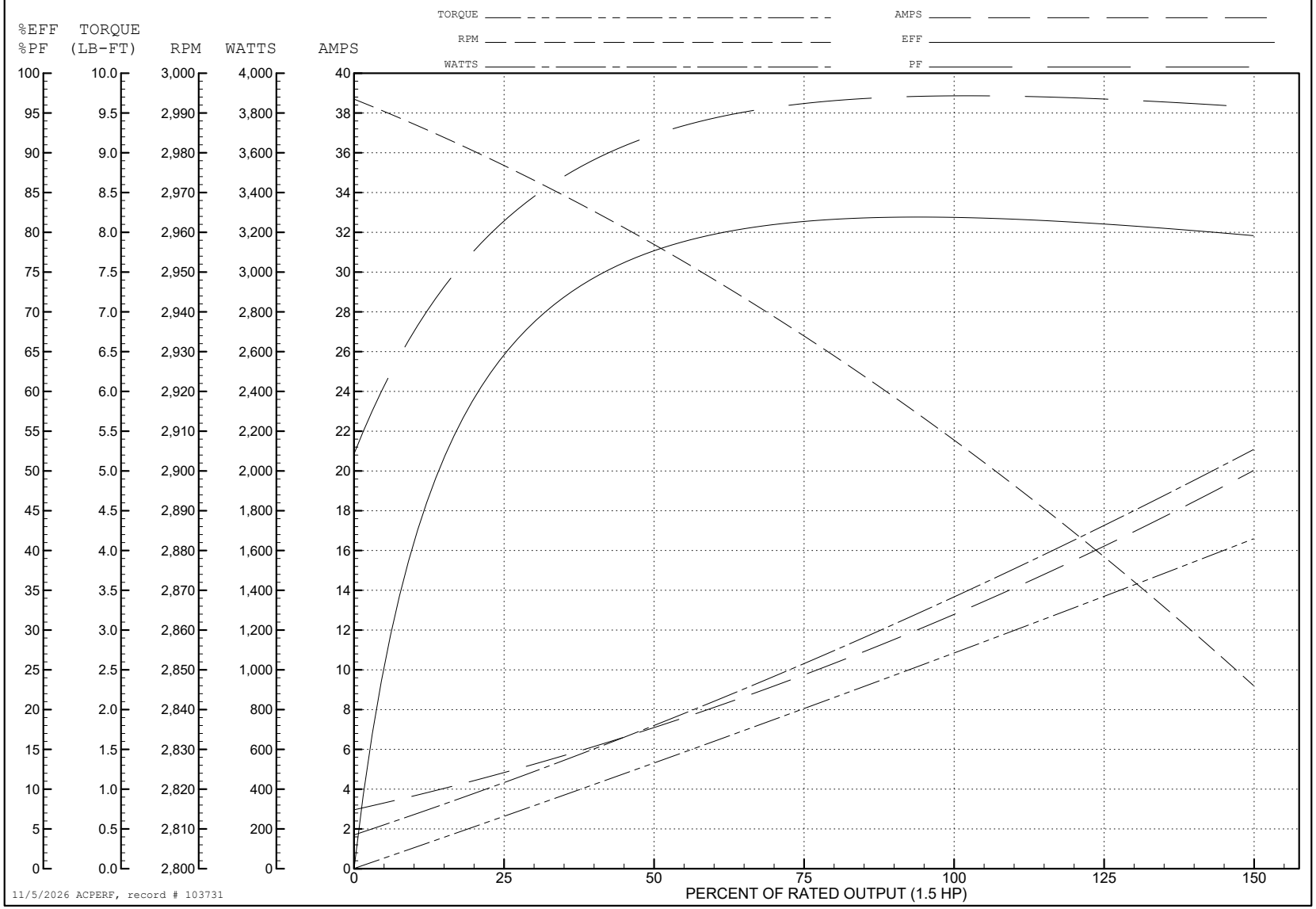

11/5/2026 ACPERF, record # 103731

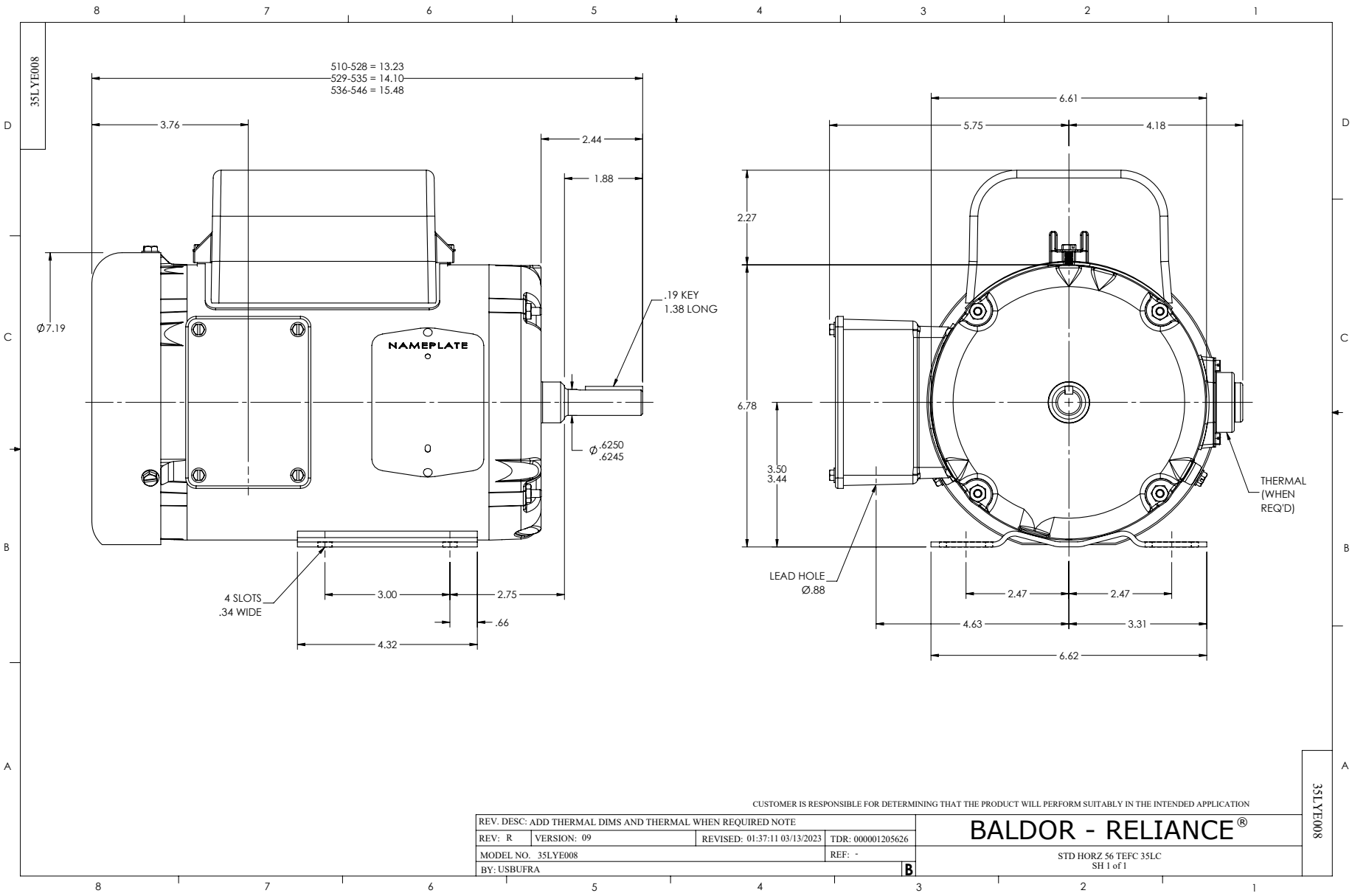
35LYE008
510-528 = 13.23
529-535 = 14.10
536-546 = 15.48
3.76
2.44
1.88
Ø7.19
.19 KEY
1.38 LONG
NAMEPLATE
Ø .6250
.6245
4 SLOTS
.34 WIDE
3.00
2.75
.66
4.32
6.61
5.75
4.18
2.27
6.78
3.50
3.44
THERMAL
(WHEN
REQ'D)
LEAD HOLE
Ø.88
2.47
2.47
4.63
3.31
6.62
CUSTOMER IS RESPONSIBLE FOR DETERMINING THAT THE PRODUCT WILL PERFORM SUITABLY IN THE INTENDED APPLICATION
REV. DESC: ADD THERMAL DIMS AND THERMAL WHEN REQUIRED NOTE
REV: R
VERSION: 09
REVISED: 01:37:11 03/13/2023
TDR: 000001205626
MODEL NO. 35LYE008
REF: -
BY: USBUFRA
B
BALDOR - RELIANCE®
STD HORZ 56 TEFC 35LC
SH 1 of 1
35LYE008

CD0055

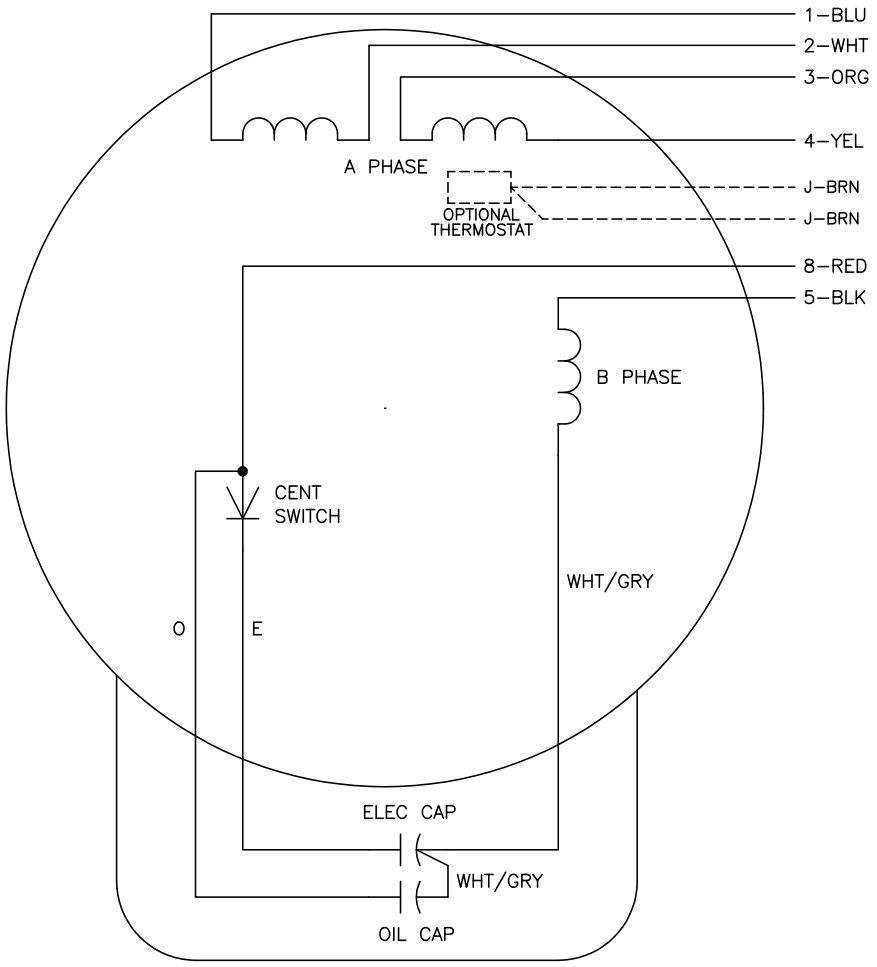

	LINE A	LINE B	JOIN
HIGH STD	1	4,5	2,3,8
HIGH OPP	1	4,8	2,3,5
LOW STD	1,3,8	2,4,5	–
LOW OPP	1,3,5	2,4,8	–

NOTES:

1. STANDARD ROTATION IS CCW FACING END OPPOSITE SHAFT EXTENSION.
2. OPTIONAL THERMOSTAT IS PROVIDED WHEN SPECIFIED.
3. MULTIPLE CAPACITORS ARE CONNECTED IN PARALLEL UNLESS OTHERWISE SPECIFIED.
4. LEAD COLORS ARE OPTIONAL. LEADS MUST ALWAYS BE NUMBERED AS SHOWN.

CD0055

REV. DESC: REVISE TO SHOW OPTIONAL COLORS			BALDOR ELECTRIC Co.
REV. LTR: D	BY: JLP	REVISED: 04/08/99 1:17	TDR: 0178636
CD0055		FILE: AAA00007414	MDL: –
		MTL: –	TYPE LC, DV, REV, 6 LEADS