

# Product data sheet

Specifications



Single contact block with body fixing collar, Harmony XB4, metal, 1 NO + 1 NC, compact push in terminals

ZB4BZ1055

**Product availability: Non-Stock - Not normally stocked in distribution facility**

## Main

Range of Product	Harmony XB4
Product or Component Type	Complete body/contact assembly
Device short name	ZB4
Fixing collar material	Zamak
Sale per indivisible quantity	1
Head type	Standard
Contacts type and composition	1 NO + 1 NC
Contact operation	Slow-break
Contact block type	Single
Device Composition	Fixing collar Contact block
Connections - terminals	Push-in, $\leq 2 \times 1.5 \text{ mm}^2$ with wire end ferrule IEC 60947-1 Push-in, $\geq 1 \times 0.34 \text{ mm}^2$ without wire end ferrule IEC 60947-1

## Complementary

CAD overall width	1.8 in (46.2 mm)
CAD overall height	1.09 in (27.6 mm)
CAD overall depth	1.2 in (30 mm)
Terminals description ISO n°1	(11-12)NC
Net Weight	0.106 lb(US) (0.048 kg)
Contacts usage	Standard contacts
Positive opening	With IEC 60947-5-1 appendix K
Operating travel	0.048 in (1.217 mm) NC changing electrical state) 0.08 in (2.05 mm) NO changing electrical state) 0.2 in (4.3 mm) total travel)
Operating force	2.25 N NC + NO changing electrical state 2.45 N
Mechanical durability	10000000 cycles
Contacts material	Silver alloy (Ag/Ni)
Short-circuit protection	10 A cartridge fuse gG IEC 60947-5-1
[Ith] conventional free air thermal current	10 A IEC 60947-5-1
[Ui] rated insulation voltage	300 V 3)IEC 60947-1
[Uimp] rated impulse withstand voltage	4 kV IEC 60947-1

Price is "List Price" and may be subject to a trade discount – check with your local distributor or retailer for actual price.

<b>[Ie] rated operational current</b>	6 A 120 V, AC-15, A300 IEC 60947-5-1 3 A 240 V, AC-15, A300 IEC 60947-5-1 0.55 A 125 V, DC-13, Q300 IEC 60947-5-1 0.27 A 250 V, DC-13, Q300 IEC 60947-5-1
<b>Device presentation</b>	Basic sub-assemblies

## Environment

<b>Protective treatment</b>	TH
<b>Ambient Air Temperature for Storage</b>	-40...158 °F (-40...70 °C)
<b>Ambient air temperature for operation</b>	-40...158 °F (-40...70 °C)
<b>IP degree of protection</b>	IP20 IEC 60529
<b>Standards</b>	IEC 60947-1 IEC 60947-5-1 IEC 60947-5-4 IEC 60947-5-5 UL 60947-1 UL 60947-5-1 UL 60947-5-5 UL 1059 UL 486E CSA C22.2 No 60947-1 CSA C22.2 No 60947-5-1 CSA C22.2 No 158 CSA C22.2 No 65 IACS E10
<b>Product Certifications</b>	EAC IECEE CB Scheme CCC UL CSA
<b>Vibration resistance</b>	5 gn (f= 10...500 Hz) conforming to IEC 60068-2-6 25 mm peak to peak (f= 2...10 Hz) conforming to IEC 60068-2-6
<b>Shock resistance</b>	25 gn 6 ms) 1000 shocks on each axis IEC 60068-2-27 30 gn 18 ms) half sine wave acceleration IEC 60068-2-27 50 gn 11 ms) half sine wave acceleration IEC 60068-2-27

## Ordering and shipping details

<b>Category</b>	US10CS222469
<b>Discount Schedule</b>	0CS2
<b>GTIN</b>	3389119039284
<b>Returnability</b>	No
<b>Country of origin</b>	FR

## Packing Units

<b>Unit Type of Package 1</b>	PCE
<b>Number of Units in Package 1</b>	1
<b>Package 1 Height</b>	1.42 in (3.600 cm)
<b>Package 1 Width</b>	1.85 in (4.700 cm)
<b>Package 1 Length</b>	2.09 in (5.300 cm)
<b>Package 1 Weight</b>	2.116 oz (60.000 g)
<b>Unit Type of Package 2</b>	BB1
<b>Number of Units in Package 2</b>	5
<b>Package 2 Height</b>	1.38 in (3.500 cm)

<b>Package 2 Width</b>	10.43 in (26.500 cm)
<b>Package 2 Length</b>	1.65 in (4.200 cm)
<b>Package 2 Weight</b>	10.758 oz (305.000 g)
<b>Unit Type of Package 3</b>	S03
<b>Number of Units in Package 3</b>	200
<b>Package 3 Height</b>	11.81 in (30.000 cm)
<b>Package 3 Width</b>	11.81 in (30.000 cm)
<b>Package 3 Length</b>	15.75 in (40.000 cm)
<b>Package 3 Weight</b>	28.177 lb(US) (12.781 kg)

## Contractual warranty

<b>Warranty</b>	18 months
-----------------	-----------

## Environmental Data

Schneider Electric aims to achieve Net Zero status by 2050 through supply chain partnerships, lower impact materials, and circularity via our ongoing “Use Better, Use Longer, Use Again” campaign to extend product lifetimes and recyclability.

[Environmental Data explained >](#)

[How we assess product sustainability >](#)

### Environmental footprint

Carbon footprint (kg CO2 eq, Total Life cycle) 1

Environmental Disclosure [Product Environmental Profile](#)

## Use Better

### Materials and Substances

Packaging made with recycled cardboard Yes

Packaging without single use plastic Yes

[EU RoHS Directive](#) Pro-active compliance (Product out of EU RoHS legal scope)

REACH Regulation [REACH Declaration](#)

California proposition 65 **WARNING:** This product can expose you to chemicals including: Di-isodecyl phthalate (DIDP), which is known to the State of California to cause birth defects or other reproductive harm. For more information go to [www.P65Warnings.ca.gov](http://www.P65Warnings.ca.gov)

## Use Again

### Repack and remanufacture

Circularity Profile [End of Life Information](#)

Take-back No

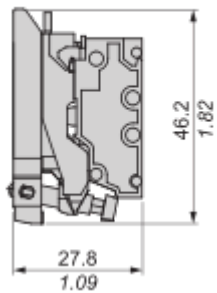
WEEE  The product must be disposed on European Union markets following specific waste collection and never end up in rubbish bins.

Dimensions Drawings

Dimensions

---

mm  
in

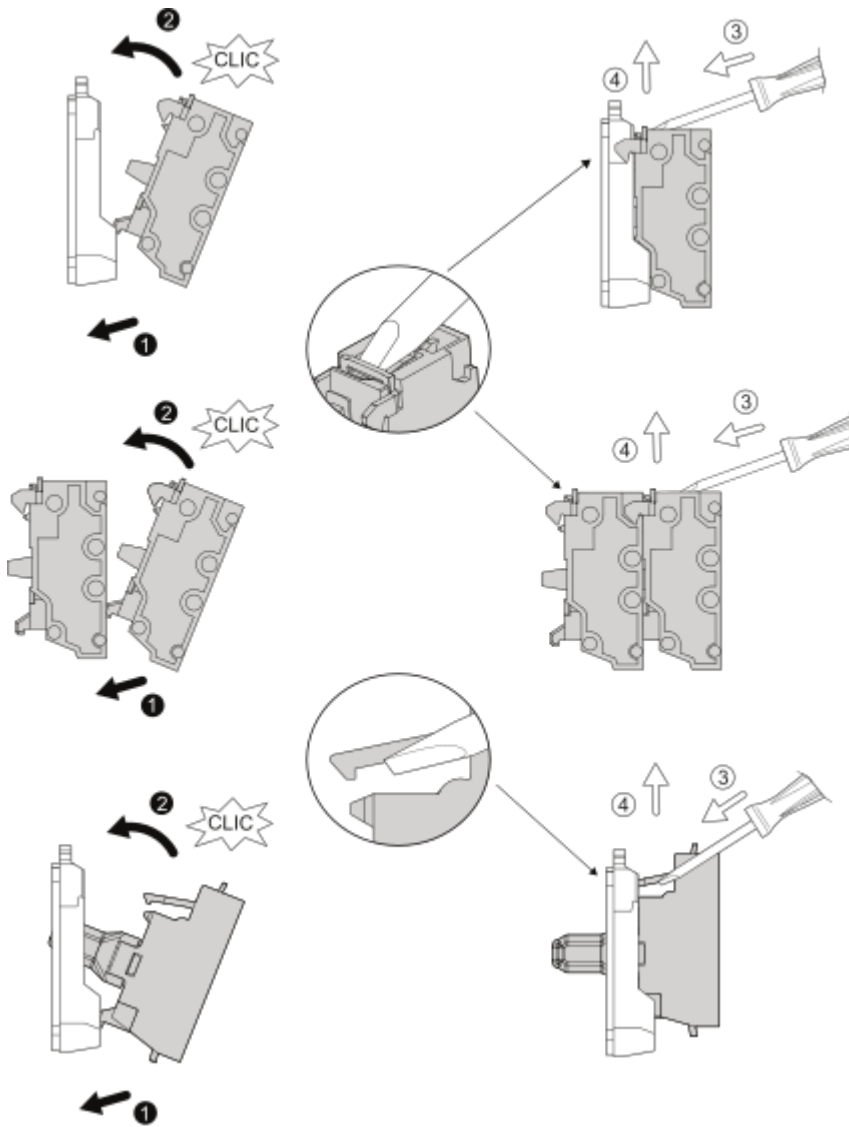


Mounting and Clearance

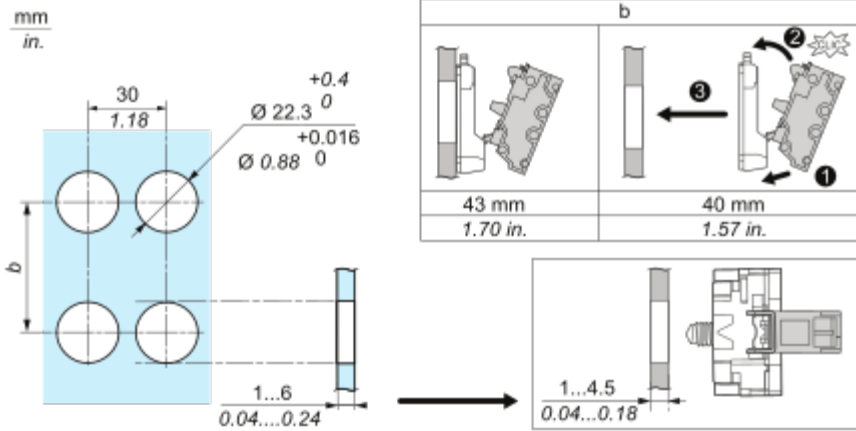
Mounting

---

Mounting and Unmounting



Panel cut-out Dimension



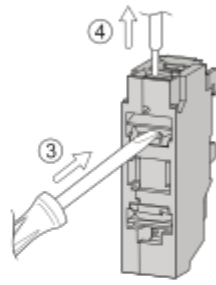
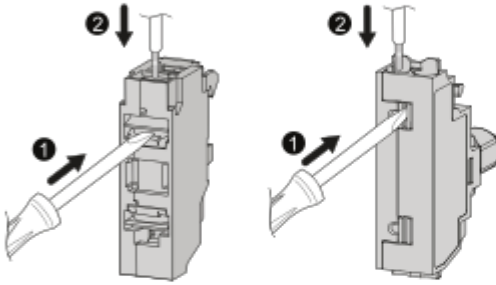
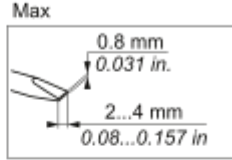
Connections and Schema

Wiring

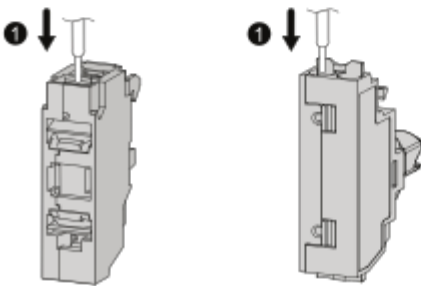
Wiring and Unwiring



mm	8
in.	0.32
mm <sup>2</sup>	0.34...1.5
AWG	22...16

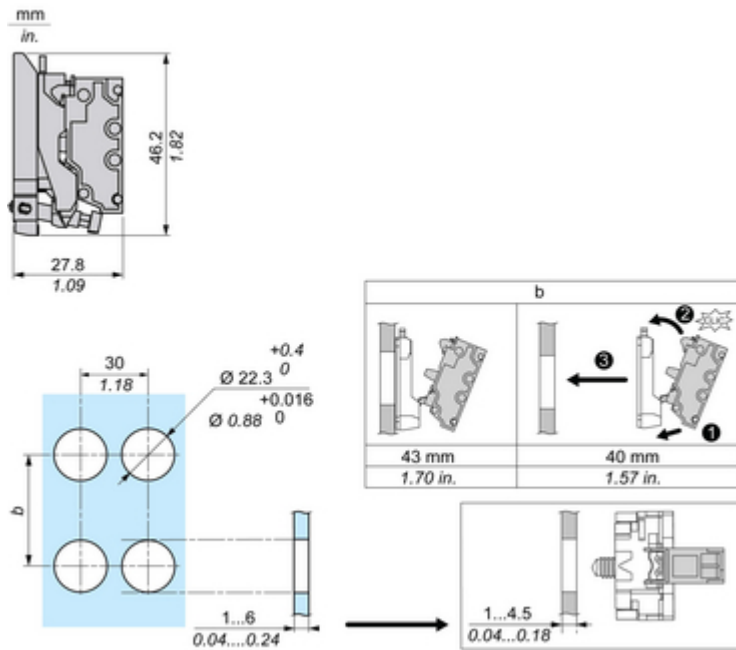


mm	8	8	8
in.	0.32	0.32	0.32
mm <sup>2</sup>	0.34...1.5	0.34...1	0.34...1.5
AWG	22...16	22...18	22...16



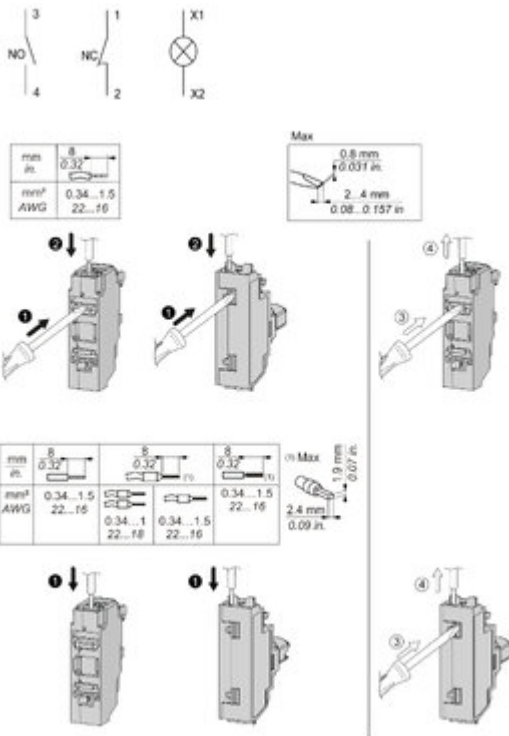
Technical Illustration

Dimensions



Technical Illustration

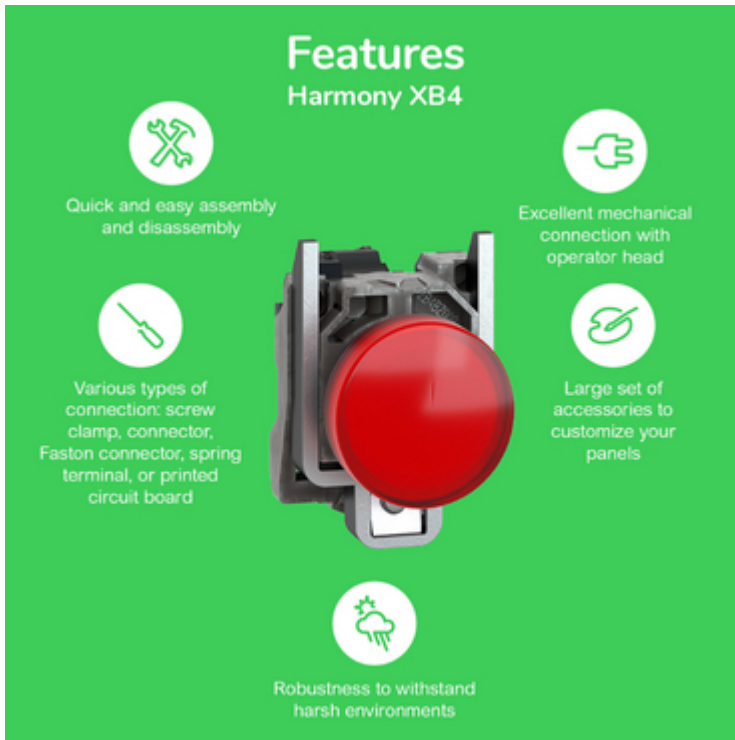
Wiring diagram



Offer Marketing Illustration

Product benefits / Features

---



The infographic features a central image of a red Schneider XB4 circuit breaker. It is surrounded by five circular icons, each with a corresponding text description of a feature. The background is a solid green color.

### Features Harmony XB4

- Quick and easy assembly and disassembly** (Icon: crossed wrench and screwdriver)
- Excellent mechanical connection with operator head** (Icon: hand holding a plug)
- Large set of accessories to customize your panels** (Icon: plug with a slash through it)
- Robustness to withstand harsh environments** (Icon: lightning bolt and rain cloud)
- Various types of connection: screw clamp, connector, Faston connector, spring terminal, or printed circuit board** (Icon: screwdriver)

Offer Marketing Illustration

Product benefits / Features

---

## Technical Benefits

### Harmony XB4




Image of product / Alternate images

Alternative

---

