ABB BALDOR RELIANCE

Customer information packet

EM2508T

7.5HP, 880RPM, 3PH, 60HZ, 256T, 3962M, OPSB, F1
Class - None
Division - Not Applicable

Copyright © All product information within this document is subject to ABB Motors and Mechanical Inc. copyright © protection, unless otherwise noted.
11/5/2026 2:37:20 PM

Specifications

Enclosure	OPSB
Frame	256T
Frame Material	Steel
Frequency	60.00 Hz
Haz Area Class and Group	None
Haz Area Division	Not Applicable
Motor Letter Type	Three Phase
Output @ Frequency	7.500 HP @ 60 HZ
Phase	3
Synchronous Speed @ Frequency	900 RPM @ 60 HZ
Voltage @ Frequency	230.0 V @ 60 HZ
	460.0 V @ 60 HZ
Agency Approvals	NEMA PREMIUM
	CURUSEEV
	NEMA PREMIUM (OLD LOGO)
Ambient Temperature	40 °C
Auxiliary Box	NO AUXILLARY BOX
Auxiliary Box Lead Termination	None
Base Indicator	Rigid
Bearing Grease Type	Polyrex EM (-20F +300F)
Blower	None
Current @ Voltage	11.700 A @ 460.0 V
	23.400 A @ 230.0 V
Design Code	B
Drip Cover	No Drip Cover
Duty Rating	CONT
Efficiency @ 100% Load	89.5 %
Electrically Isolated Bearing	Not Electrically Isolated
Feedback Device	NO FEEDBACK
Front Face Code	Standard
Front Shaft Indicator	None
Heater Indicator	No Heater

Part Detail

Revision	V
Type	AC
Mech. spec.	39K57
Base	
Status	PRD/A
Elec. spec.	39WGX910
Layout	39LYK057
Eff. date	08-25-2026
CD Diagram	CD0005
Poles	08
Leads	9#12
Proprietary	False
Created date	04-24-2015

High Voltage Full Load Amps	11.7 a
Insulation Class	F
Inverter Code	Inverter Ready
IP Rating	NONE
KVA Code	G
Lifting Lugs	Standard Lifting Lugs
Locked Bearing Indicator	No Locked Bearing
Motor Lead Exit	Ko Box
Motor Lead Quantity/Wire Size	9 @ 12 AWG
Motor Lead Termination	Flying Leads
Motor Standards	NEMA
Motor Type	3962M
Mounting Arrangement	F1
Number of Poles	8
Overall Length	24.19 IN
Power Factor	67
Product Family	General Purpose
Pulley End Bearing Type	Ball
Pulley Face Code	Standard
Pulley Shaft Indicator	Standard
Rodent Screen	None
RoHS Status	ROHS NON-COMPLIANT
Service Factor	1.15
Shaft Diameter	1.625 IN
Shaft Extension Location	Pulley End
Shaft Ground Indicator	No Shaft Grounding
Shaft Rotation	Reversible
Shaft Slinger Indicator	No Slinger
Speed	880 rpm
Speed Code	Single Speed
Starting Method	Direct on line
Thermal Device - Bearing	None
Thermal Device - Winding	None
Vibration Sensor Indicator	No Vibration Sensor

Winding Thermal 1	None
Winding Thermal 2	None

Nameplate

	NP1259L									
CAT.NO.	EM2508T									
SPEC.	39K057X910									
HP	7.5									
VOLTS	230/460									
AMP	23.4/11.7									
RPM	880									
FRAME	256T	**HZ**	60			**PH**	3			
SER.F.	1.15	**CODE**	G	**DES**	B	**CL**	F			
NEMA-NOM-EFF	89.5	**PF**	67							
RATING	40C AMB-CONT									
CC	010A									
DE	6309	**ODE**	6208							
ENCL	OPSB	**SN**								

AC Induction Motor Performance Data
Record # 51733
Typical performance - not guaranteed values

Winding: 39WGX910-R001	**Type:** 3962M	**Enclosure:** OPSB

Nameplate Data				**460 V, 60 Hz: High Voltage Connection**	
Rated Output (HP)			7.5	**Full Load Torque**	45 LB-FT
Volts			230/460	**Start Configuration**	direct on line
Full Load Amps			23.4/11.7	**Breakdown Torque**	113 LB-FT
R.P.M.			880	**Pull-up Torque**	74.6 LB-FT
Hz	60	**Phase**	3	**Locked-rotor Torque**	94.2 LB-FT
NEMA Design Code	B	**KVA Code**	G	**Starting Current**	57.1 A
Service Factor (S.F.)			1.15	**No-load Current**	6.56 A
NEMA Nom. Eff.	89.5	**Power Factor**	67	**Line-line Res. @ 25ºC**	1.2778 Ω
Rating - Duty			40C AMB-CONT	**Temp. Rise @ Rated Load**	26°C
S.F. Amps				**Temp. Rise @ S.F. Load**	32°C

Load Characteristics 460 V, 60 Hz, 7.5 HP

% of Rated Load	**25**	**50**	**75**	**100**	**125**	**150**	**S.F.**
Power Factor	30	48	60	67	70	72	69
Efficiency	83.7	89.2	90.3	90.1	89.1	87.6	89.5
Speed	895.5	891.1	886.3	881.3	875.1	867.5	878
Line amperes	7.07	8.19	9.81	11.7	14.1	16.9	13.1

ABB Motors and Mechanical Inc.

WINDING # 39WGX910

7.5 HP 3 PH 60 HZ 880 RPM 460 V 3962M

Typical performance - not guaranteed values.

TORQUES(LB-FT): PO=113 PU=74.6 LR=94.2 LRA=57.1

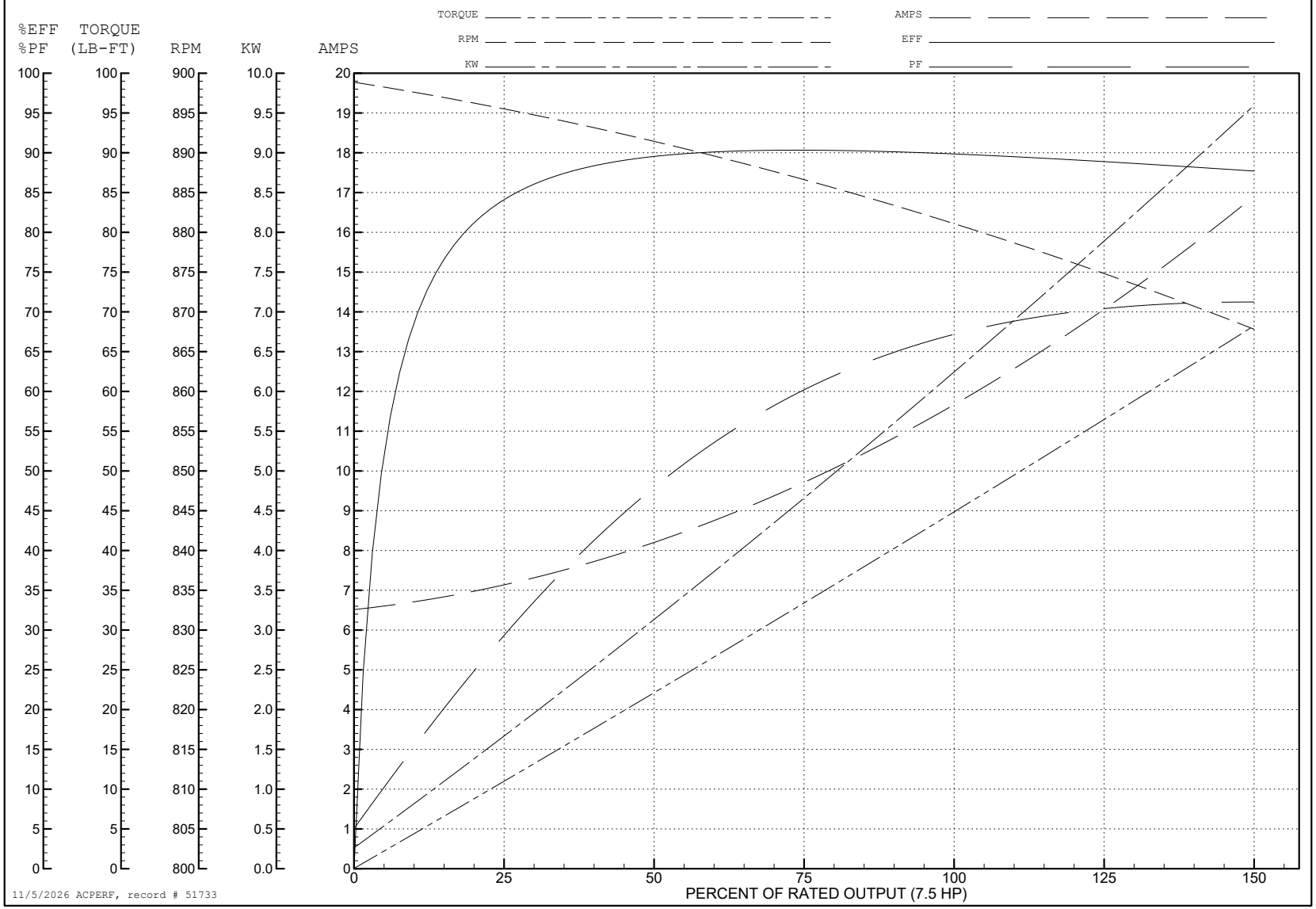

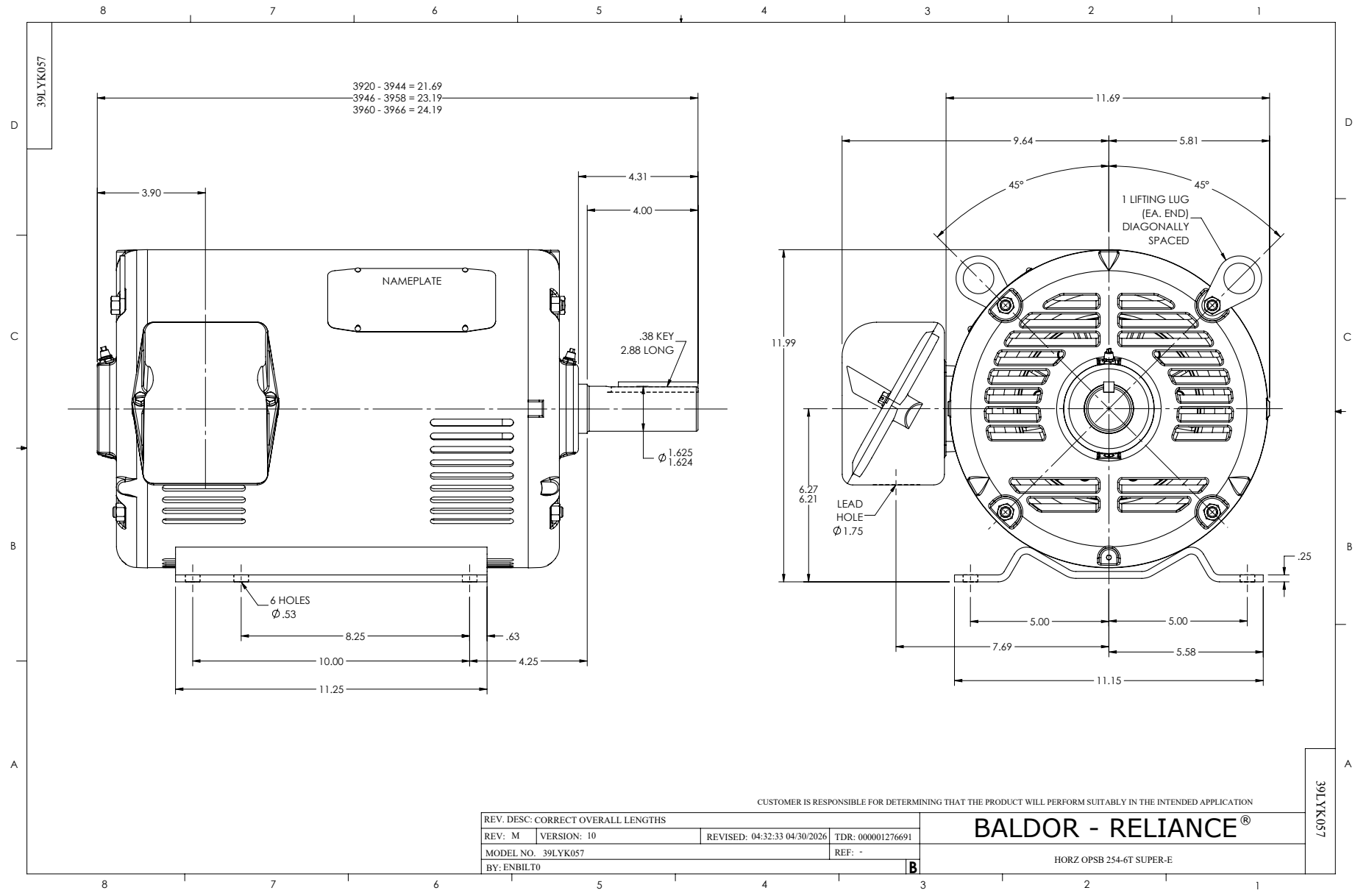
39LYK057
3920 - 3944 = 21.69
3946 - 3958 = 23.19
3960 - 3966 = 24.19
3.90
4.31
4.00
NAMEPLATE
.38 KEY
2.88 LONG
Ø 1.625
1.624
6 HOLES
Ø .53
8.25
.63
10.00
4.25
11.25
11.69
9.64
5.81
45°
45°
1 LIFTING LUG
(EA. END)
DIAGONALLY
SPACED
11.99
6.27
6.21
LEAD
HOLE
Ø 1.75
.25
5.00
5.00
7.69
5.58
11.15
CUSTOMER IS RESPONSIBLE FOR DETERMINING THAT THE PRODUCT WILL PERFORM SUITABLY IN THE INTENDED APPLICATION
REV. DESC: CORRECT OVERALL LENGTHS
REV: M
VERSION: 10
REVISED: 04:32:33 04/30/2026
TDR: 000001276691
MODEL NO. 39LYK057
REF: -
BY: ENBILT0
B
BALDOR - RELIANCE®
HORZ OPSB 254-6T SUPER-E
39LYK057

CD0005

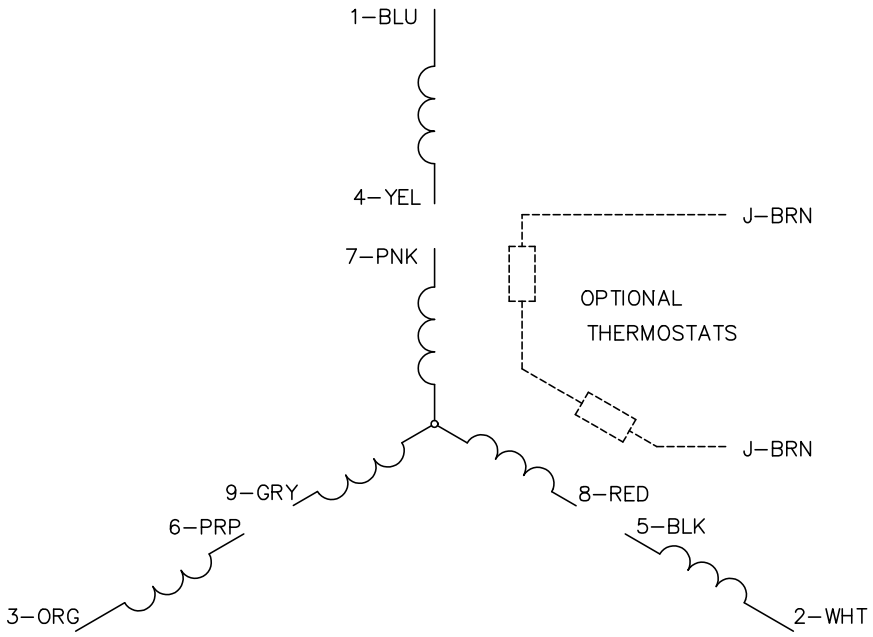

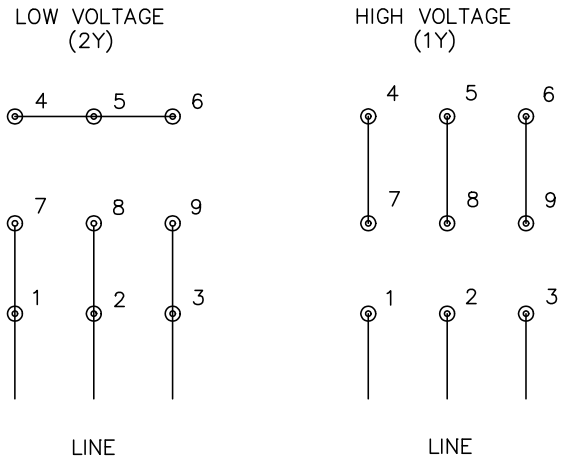

NOTES:

1. INTERCHANGE ANY TWO LINE LEADS TO REVERSE ROTATION.
2. OPTIONAL THERMOSTATS ARE PROVIDED WHEN SPECIFIED.
3. ACTUAL NUMBER OF INTERNAL PARALLEL CIRCUITS MAY BE A MULTIPLE OF THOSE SHOWN ABOVE.
4. LEAD COLORS ARE OPTIONAL. LEADS MUST ALWAYS BE NUMBERED AS SHOWN.

CD0005

REV. DESC: REVISE TO SHOW OPTIONAL COLORS			BALDOR ELECTRIC Co.
REV. LTR: E	BY: JLP	REVISED: 01/19/99 10:15	TDR: 0171435
CD0005		FILE: AAA00005140	MDL: –
		MTL: –	3PH, DV, 9 LEADS