ABB BALDOR RELIANCE

Customer information packet

VL3510

1HP, 1725RPM, 1PH, 60HZ, 56C, 3524L, TEFC, F1, N
Class - None
Division - Not Applicable

Copyright © All product information within this document is subject to ABB Motors and Mechanical Inc. copyright © protection, unless otherwise noted.
11/5/2026 3:54:52 PM

Specifications

Enclosure	TEFC
Frame	56C
Frame Material	Steel
Frequency	60.00 Hz
Haz Area Class and Group	None
Haz Area Division	Not Applicable
Motor Letter Type	Cap Start, Induction Run
Output @ Frequency	1.000 HP @ 60 HZ
Phase	1
Synchronous Speed @ Frequency	1800 RPM @ 60 HZ
Voltage @ Frequency	115.0 V @ 60 HZ
	230.0 V @ 60 HZ
Agency Approvals	C UR US
Ambient Temperature	40 °C
Auxiliary Box	NO AUXILLARY BOX
Auxiliary Box Lead Termination	None
Base Indicator	No Mounting
Bearing Grease Type	Polyrex EM (-20F +300F)
Blower	None
Current @ Voltage	12.500 A @ 115.0 V
	6.300 A @ 230.0 V
Design Code	L
Drip Cover	No Drip Cover
Duty Rating	CONT
Efficiency @ 100% Load	74.0 %
Electrically Isolated Bearing	Not Electrically Isolated
Feedback Device	NO FEEDBACK
Front Shaft Indicator	None
Heater Indicator	No Heater
High Voltage Full Load Amps	6.3 a
Insulation Class	F
Inverter Code	Not Inverter

Part Detail

Revision	F
Type	AC
Mech. spec.	35C013
Base	
Status	PRD/A
Elec. spec.	35WGG376
Layout	35LYC013
Eff. date	12-17-2024
CD Diagram	CD0001
Poles	04
Leads	6#18
Proprietary	False
Created date	08-01-2022

KVA Code	L
Lifting Lugs	No Lifting Lugs
Locked Bearing Indicator	Locked Bearing
Motor Lead Quantity/Wire Size	6 @ 18 AWG
Motor Lead Termination	Flying Leads
Motor Standards	NEMA
Motor Type	3528L
Mounting Arrangement	F1
Number of Poles	4
Overall Length	13.25 IN
Power Factor	69
Product Family	General Purpose
Pulley End Bearing Type	Ball
Pulley Face Code	C-Face
Pulley Shaft Indicator	Standard
Rodent Screen	None
Service Factor	1.15
Shaft Diameter	0.625 IN
Shaft Ground Indicator	No Shaft Grounding
Shaft Rotation	Reversible
Shaft Slinger Indicator	No Slinger
Speed	1750 rpm
Speed Code	Single Speed
Starting Method	Direct on line
Thermal Device - Bearing	None
Thermal Device - Winding	None
Vibration Sensor Indicator	No Vibration Sensor
Winding Thermal 1	None
Winding Thermal 2	None

Nameplate

	NP1256L							
CAT.NO.	VL3510							
SPEC.	35C13G376							
HP	1							
VOLTS	115/230							
AMP	12.5/6.3							
RPM	1750							
FRAME	56C	**HZ**	60			**PH**	1	
SER.F.	1.15	**CODE**	L	**DES**	L	**CLASS**	F	
NEMA-NOM-EFF	74	**PF**	69					
RATING	40C AMB-CONT							
CC								
DE	6205	**ODE**	6203					
ENCL	TEFC	**SN**						
	SFA 13.9/6.95							

AC Induction Motor Performance Data
Record # 94946
Typical performance - not guaranteed values

Winding: 35WGG376-R001	**Type:** 3528L	**Enclosure:** TEFC

Nameplate Data				**115 V, 60 Hz: Low Voltage Connection**	
Rated Output (HP)			1	**Full Load Torque**	3.01 LB-FT
Volts			115/230	**Start Configuration**	direct on line
Full Load Amps			12.5/6.3	**Breakdown Torque**	9.7 LB-FT
R.P.M.			1750	**Pull-up Torque**	7.8 LB-FT
Hz	60	**Phase**	1	**Locked-rotor Torque**	13.9 LB-FT
NEMA Design Code	L	**KVA Code**	L	**Starting Current**	85.3 A
Service Factor (S.F.)			1.15	**No-load Current**	9.53 A
NEMA Nom. Eff.	74	**Power Factor**	69	**Line-line Res. @ 25ºC**	0.525 Ω A Ph 1.17 Ω B Ph
Rating - Duty			40C AMB-CONT	**Temp. Rise @ Rated Load**	62°C
S.F. Amps			13.9/6.95	**Temp. Rise @ S.F. Load**	70°C
				Locked-rotor Power Factor	94.8
				Rotor inertia	0.203 lb-ft²

Load Characteristics 115 V, 60 Hz, 1 HP

% of Rated Load	**25**	**50**	**75**	**100**	**125**	**150**	**S.F.**
Power Factor	33	48	60	69	76	80	80
Efficiency	53.5	67.3	72.9	74.9	74.6	72.8	67.2
Speed	1786	1775	1763	1750	1735	1714	1704
Line amperes	9.3	9.98	11.06	12.51	14.28	16.82	13.9

ABB Motors and Mechanical Inc.

WINDING # 35WGG376

1 HP 1 PH 60 HZ 1750 RPM 115 V 3528L

Typical performance - not guaranteed values.

TORQUES(LB-FT): PO=9.7 PU=7.8 LR=13.9 LRA=85.3

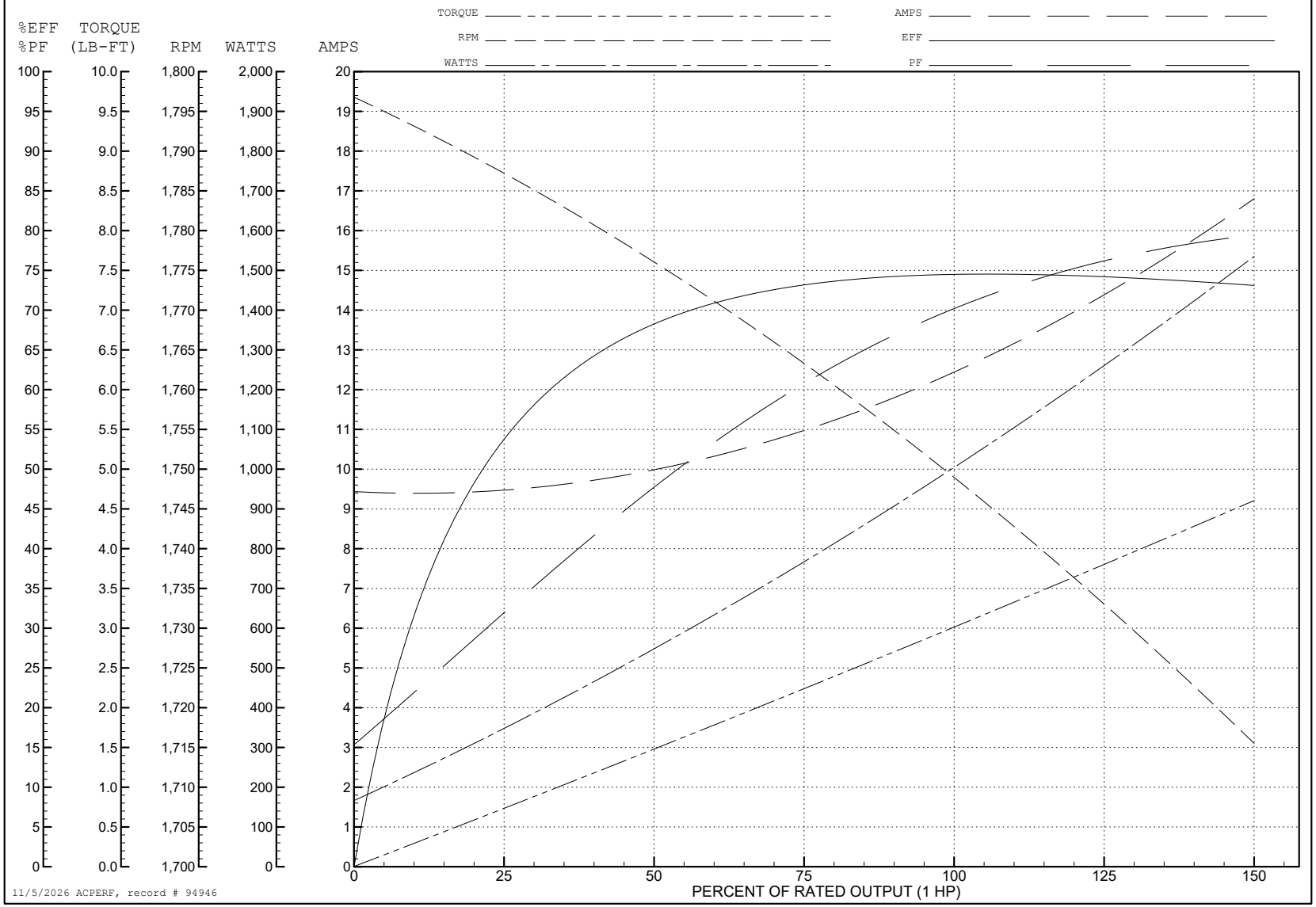

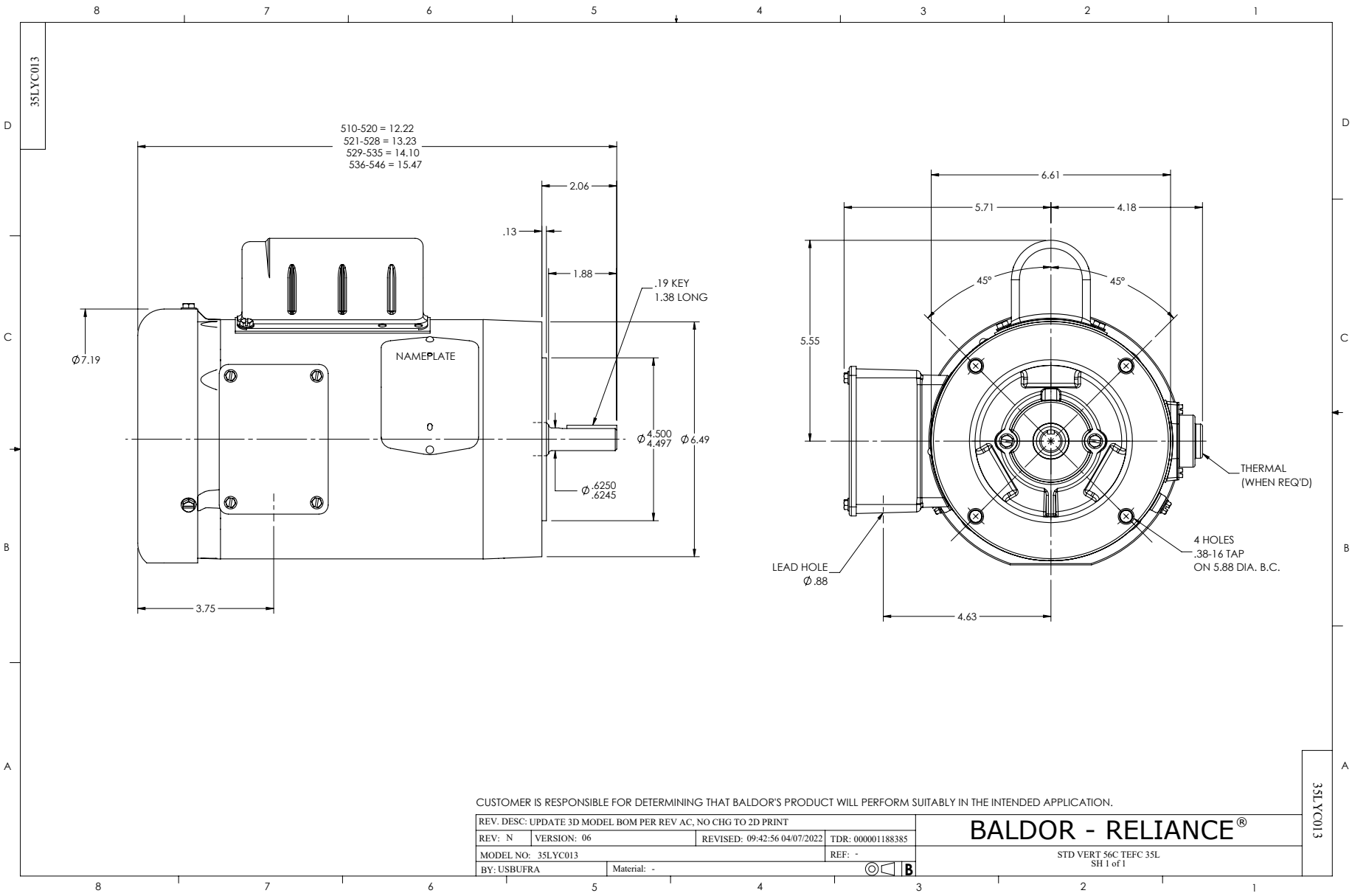
35LYC013
510-520 = 12.22
521-528 = 13.23
529-535 = 14.10
536-546 = 15.47
2.06
.13
1.88
.19 KEY
1.38 LONG
Ø7.19
NAMEPLATE
Ø4.500
4.497
Ø6.49
Ø.6250
.6245
3.75
6.61
5.71
4.18
45°
45°
5.55
THERMAL
(WHEN REQ'D)
4 HOLES
.38-16 TAP
ON 5.88 DIA. B.C.
LEAD HOLE
Ø.88
4.63
CUSTOMER IS RESPONSIBLE FOR DETERMINING THAT BALDOR'S PRODUCT WILL PERFORM SUITABLY IN THE INTENDED APPLICATION.
REV. DESC: UPDATE 3D MODEL BOM PER REV AC, NO CHG TO 2D PRINT
REV: N
VERSION: 06
REVISED: 09:42:56 04/07/2022
TDR: 000001188385
MODEL NO: 35LYC013
REF: -
BY: USBUFRA
Material: -
B
BALDOR - RELIANCE®
STD VERT 56C TEFC 35L
SH 1 of 1
35LYC013

CD0001

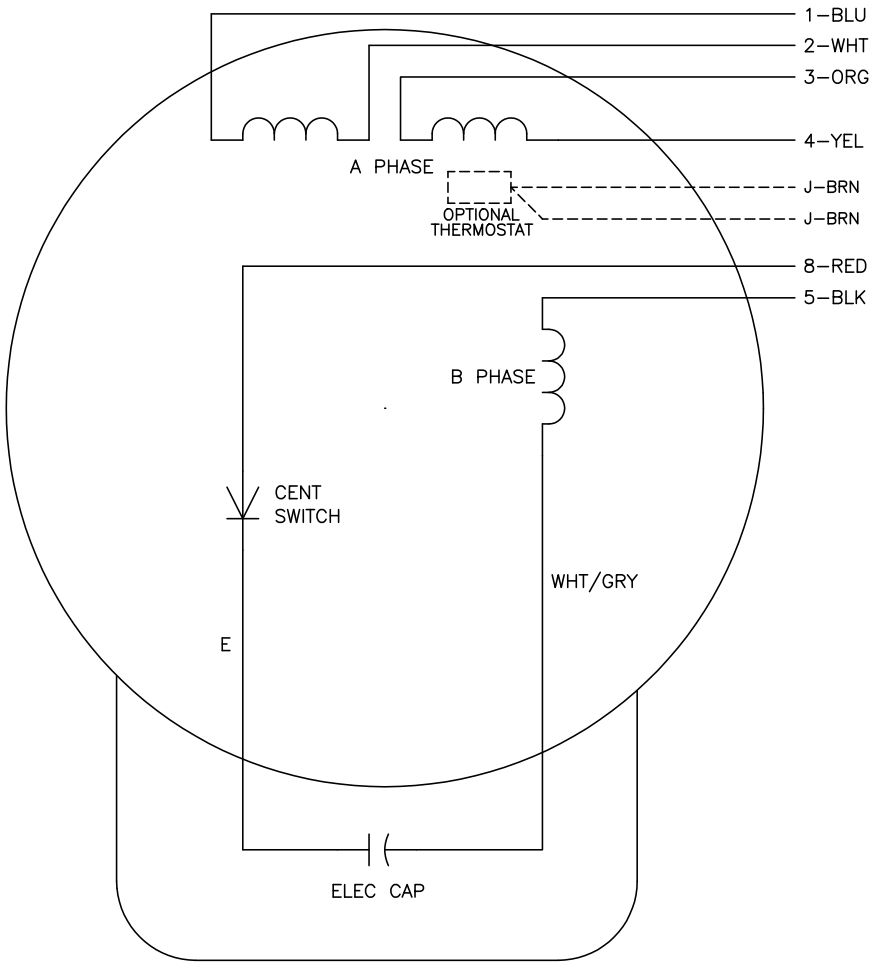

	LINE A	LINE B	JOIN
HIGH STD	1	4,5	2,3,8
HIGH OPP	1	4,8	2,3,5
LOW STD	1,3,8	2,4,5	–
LOW OPP	1,3,5	2,4,8	–

NOTES:

1. STANDARD ROTATION IS CCW FACING END OPPOSITE SHAFT EXTENSION.
2. OPTIONAL THERMOSTAT IS PROVIDED WHEN SPECIFIED.
3. MULTIPLE CAPACITORS ARE CONNECTED IN PARALLEL UNLESS OTHERWISE SPECIFIED.
4. LEAD COLORS ARE OPTIONAL. LEADS MUST ALWAYS BE NUMBERED AS SHOWN.

CD0001

REV. DESC: REVISE TO SHOW OPTIONAL COLORS			BALDOR ELECTRIC Co.
REV. LTR: D	BY: JLP	REVISED: 04/08/99 1:16	TDR: 0178636
CD0001		FILE: AAA00007405	MDL: –
		MTL: –	TYPE L, DV, REV, 6 LEADS