



Catalog Number	Wire Accommodates		Wire Strip Length	Color Code and Die Index Number	Hydraulic Tools - Dies Required (# Crimps)			Hydraulic Tools - Dieless (# Crimps)			
	AL: Class B CU: Class B,C	Copper Flex			750, 35 Series	45 Series Use PT6515 with U Dies	46 Series Use PUADP1 with U Dies	81K, 4PC Series	644 Series	644MBH	444S Series
AYP6	6 AWG	8 AWG CLASS I, DLO	1-1/16"	Tan 296	U25ART (1)	U25ART (1)	U25ART (1)	1 CRIMP	1 CRIMP	1 CRIMP	1 CRIMP
AYP4	4 AWG	6 AWG CLASS I, DLO	1-1/16"	Tan 296	U25ART (1)	U25ART (1)	U25ART (1)	1 CRIMP	1 CRIMP	1 CRIMP	1 CRIMP
AYP2	2 AWG	4 AWG CLASS I, DLO	1-1/16"	Tan 296	U25ART (1)	U25ART (1)	U25ART (1)	1 CRIMP	1 CRIMP	1 CRIMP	1 CRIMP
AYP1	1 AWG	2 AWG CLASS I, DLO	1-1/16"	Tan 296	U25ART (1)	U25ART (1)	U25ART (1)	1 CRIMP	1 CRIMP	1 CRIMP	1 CRIMP
AYP1/0	1/0 AWG	1 AWG CLASS I, DLO	1-1/16"	Tan 296	U25ART (1)	U25ART (1)	U25ART (1)	1 CRIMP	1 CRIMP	1 CRIMP	1 CRIMP
AYPO2/0	2/0 AWG	1/0 AWG CLASS I, DLO	1-1/8"	White 298	U28ART (2) OVERLAPPING	U28ART (2) OVERLAPPING	U28ART (2) OVERLAPPING	2 CRIMPS	1 CRIMP	1 CRIMP	1 CRIMP
AYPO3/0	3/0 AWG	2/0 AWG CLASS I, DLO	1-1/8"	White 298	U28ART (2) OVERLAPPING	U28ART (2) OVERLAPPING	U28ART (2) OVERLAPPING	2 CRIMPS	1 CRIMP	1 CRIMP	1 CRIMP
AYPO4/0	4/0 AWG	3/0 AWG CLASS I, DLO	1-1/8"	White 298	U28ART (2) OVERLAPPING	U28ART (2) OVERLAPPING	U28ART (2) OVERLAPPING	2 CRIMPS	1 CRIMP	1 CRIMP	1 CRIMP
AYP250	250 kcmil	4/0 AWG CLASS I,K,M,DLO	1-1/8"	Brown 299	U31ART (2) OVERLAPPING	U31ART (2) OVERLAPPING	U31ART (2) OVERLAPPING	2 CRIMPS	1 CRIMP	1 CRIMP	1 CRIMP
AYPO250	250 kcmil	4/0 AWG CLASS I,K,M,DLO	1-1/8"	Brown 299	U31ART (2) OVERLAPPING	U31ART (2) OVERLAPPING	U31ART (2) OVERLAPPING	2 CRIMPS	1 CRIMP	1 CRIMP	1 CRIMP
AYPO300	300 kcmil	250 kcmil CLASS I, 262 DLO	1-1/8"	Brown 299	U31ART (2) OVERLAPPING	U31ART (2) OVERLAPPING	U31ART (2) OVERLAPPING	2 CRIMPS	1 CRIMP	1 CRIMP	1 CRIMP
AYP350	350 kcmil	313 kcmil DLO	1-1/8"	Brown 299	U31ART (2) OVERLAPPING	U31ART (2) OVERLAPPING	U31ART (2) OVERLAPPING	2 CRIMPS	1 CRIMP	1 CRIMP	1 CRIMP
AYPO350	350 kcmil	313 kcmil DLO	1-1/8"	Brown 299	U31ART (2) OVERLAPPING	U31ART (2) OVERLAPPING	U31ART (2) OVERLAPPING	2 CRIMPS	1 CRIMP	1 CRIMP	1 CRIMP
AYPO400	400 kcmil	--	1-1/8"	Pink 300	U34ART (2)	U34ART (2)	U34ART (2)	2 CRIMPS	1 CRIMP	1 CRIMP	1 CRIMP
AYP500	500 kcmil	350 kcmil CLASS I, 373 DLO	1-1/8"	Pink 300	U34ART (2)	U34ART (2)	U34ART (2)	2 CRIMPS	1 CRIMP	1 CRIMP	1 CRIMP
AYPO500	500 kcmil	350 kcmil CLASS I, 373 DLO	1-1/8"	Pink 300	U34ART (2)	U34ART (2)	U34ART (2)	2 CRIMPS	1 CRIMP	1 CRIMP	1 CRIMP
AYPO600	600 kcmil	444 kcmil DLO	1-3/4"	Yellow 936	U39ART2 (3)	U39ART2 (3)	U39ART2 (3)	3 CRIMPS	1 C RIMP	1 C RIMP	1 CRIMP
AYP750	750 kcmil	535 kcmil DLO	1-3/4"	Yellow 936	U39ART2 (3)	U39ART2 (3)	U39ART2 (3)	3 CRIMPS	1 C RIMP	1 C RIMP	1 CRIMP
	900 kcmil AL CMPT				--	--	--	1 C RIMP	1 C RIMP	1 CRIMP	
AYPO750	750 kcmil	535 kcmil DLO	1-3/4"	Yellow 936	U39ART2 (3)	U39ART2 (3)	U39ART2 (3)	3 CRIMPS	1 C RIMP	1 C RIMP	1 CRIMP
	900 kcmil AL CMPT				--	--	--	1 C RIMP	1 C RIMP	1 CRIMP	
AYPO900	900 kcmil	--	1-3/4"	Grey 303	U42ART (4)	--	--	2 CRIMPS	1 CRIMP	2 CRIMPS	
AYPO1000	1000 kcmil	777 kcmil DLO	1-3/4"	--	--	--	--	--	1 CRIMP	1 CRIMP	

TO ORDER BURNDY® PRODUCTS CALL		HYLINK™	
UNITED STATES 1-800-346-4175 (LONDONDERRY, NH)		ITEM NO: SEE TABLE	
CANADA: 1-800-361-6975 (QUEBEC) 1-800-387-6487 (ALL OTHER PROVINCES)		CAT. NO: SEE TABLE	
FOR PRODUCT INFO: <a href="http://www.burndy.com">http://www.burndy.com</a>		DRAWN BY: ESK	8/23/1972
		CHECKER: SFP	8/24/1972
		DSN APRVL: D.C.W.	12-12-1972
		MFG APRVL: --	
		QA APRVL: D VARIO	07-25-1995
		MKT APRVL: P WERTHMAN	04-17-1995
		PROD FAM: 50103891	
		PROJECT #: --	SIZE
		DOCUMENT TYPE: SALES	D
		REL LEVEL: Released	
		DRAWING NO	REV
		50103891	E
		SHEET 2 OF 3	

REV	DATE	DESCRIPTION	ECO	BY	C'H'K.
E	11/08/2021	UPDATE FROM: U39ART TO: U39ART2	240228037284	TG	RR

## Installation Instructions:

Installation instructions help the installer understand proper wire preparation, proper insertion requirements, crimp zone location, individual crimp location, crimp order and crimp direction, to ensure safe and reliable wire connections. In order to obtain a UL Listing BURNDY certifies its products using the BURNDY Engineered System and select other crimp tool manufacturers in accordance with one or more UL categories.

**Installation Steps:** *\*For simplicity, the images show an inline pin, however, connectors are available in offset pins.*

1. Select the appropriate connector based on:

- Wire Material
- Wire Construction
- Wire Size

2. Strip the insulation to the appropriate wire strip length, based on the table's Wire Strip Length recommendation for the selected connector.

3. Wire brush the bare conductor to remove any oxides. DO NOT wire brush plated connectors.

4. Insert the conductor into the barrel for the full length. The connector barrel is filled with PENETROX™ A13, so be aware of the following:

Oxide inhibitor may discharge from the barrel when wire is fully inserted.

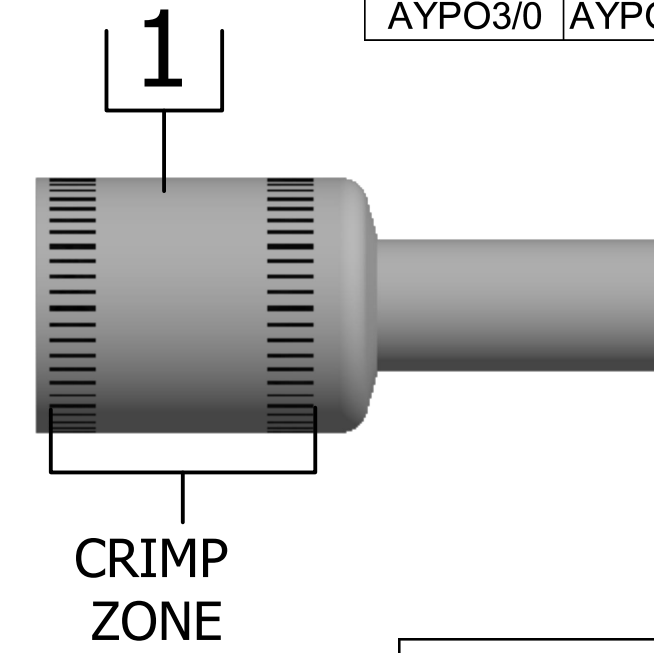
Oxide inhibitor may cause resistance that could feel like the wire is fully inserted. Ensure you insert the wire with enough force to penetrate the oxide inhibitor barrier until you reach the full wire insertion distance.

5. Apply the proper number of crimps based on the installation tooling requirements. Use the illustrations as a guide on crimp placement and direction for the proper number of crimps.

6. Remove excess PENETROX™ A13 that may discharge during installation.

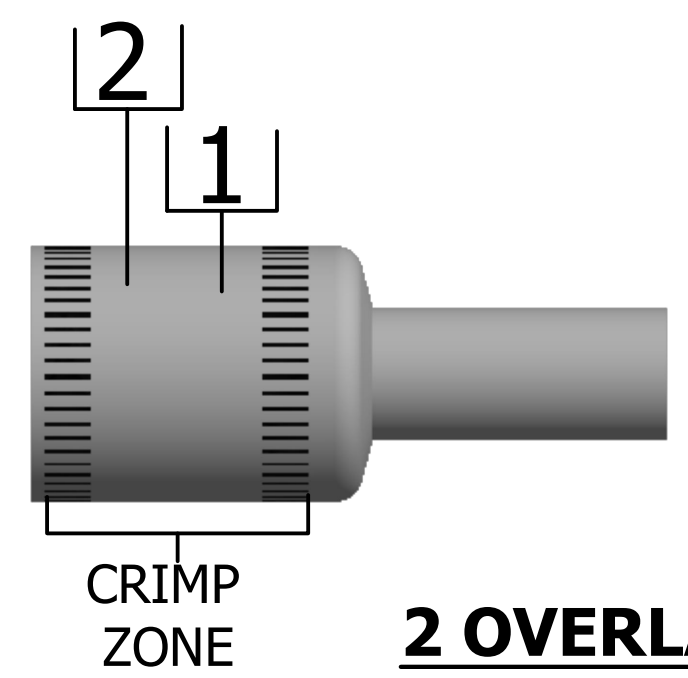
REV	DATE	DESCRIPTION	ECO	BY	C'H'K.
E	11/08/2021	UPDATE FROM: U39ART TO: U39ART2	240228037284	TG	RR

CATALOG NUMBER DESIGNATIONS					
AYP6	AYP4	AYP2	AYP1	AYP1/0	AYP2/0
AYPO3/0	AYPO4/0	AYP250	AYPO250	AYPO300	AYP350



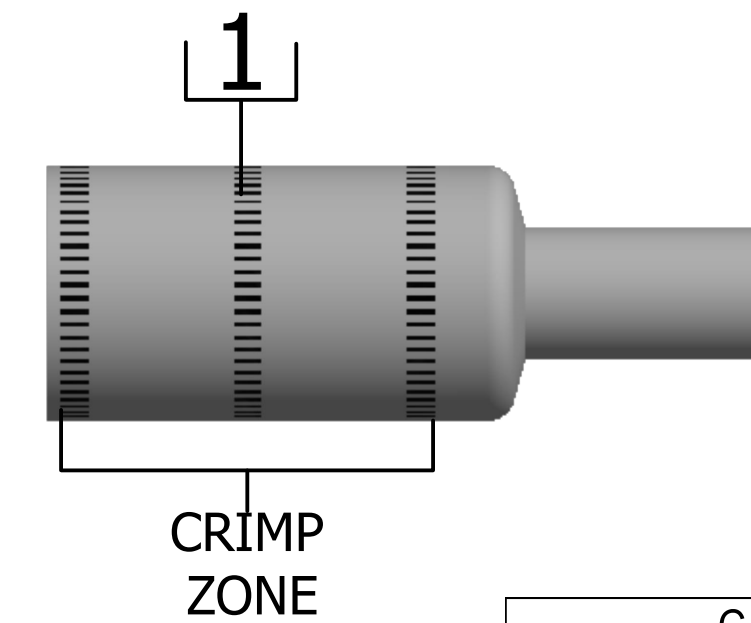
CRIMP ZONE

CATALOG NUMBER DESIGNATIONS		
AYPO400	AYP500	AYPO500



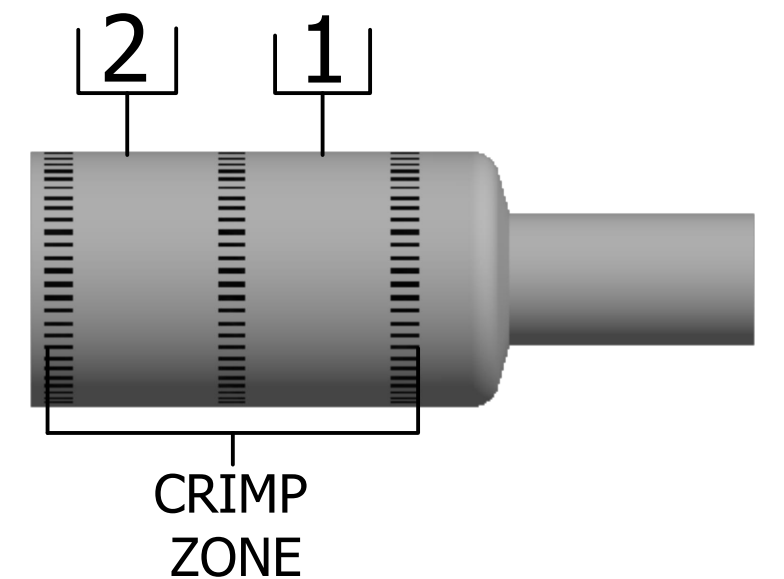
CRIMP ZONE

**2 OVERLAPPING**

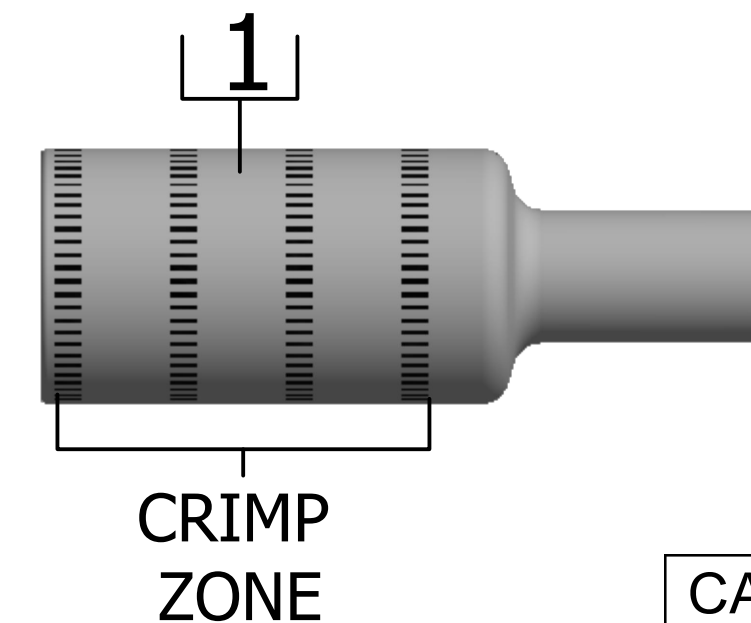


CRIMP ZONE

CATALOG NUMBER DESIGNATIONS			
AYPO600	AYP750	AYPO750	AYPO1000

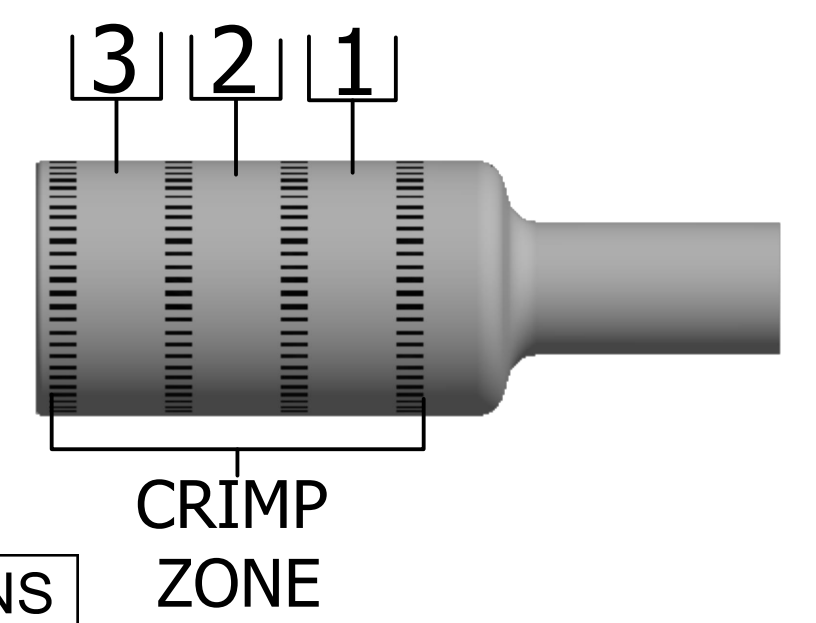


CRIMP ZONE

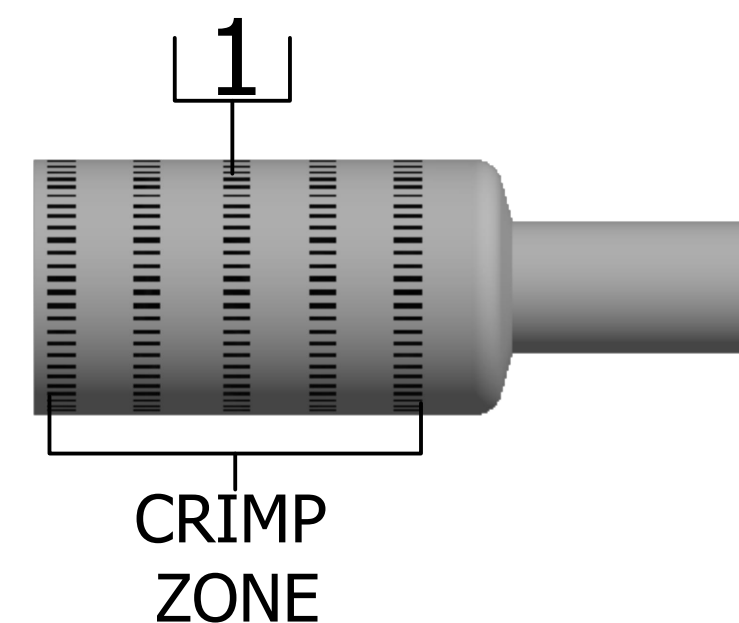


CRIMP ZONE

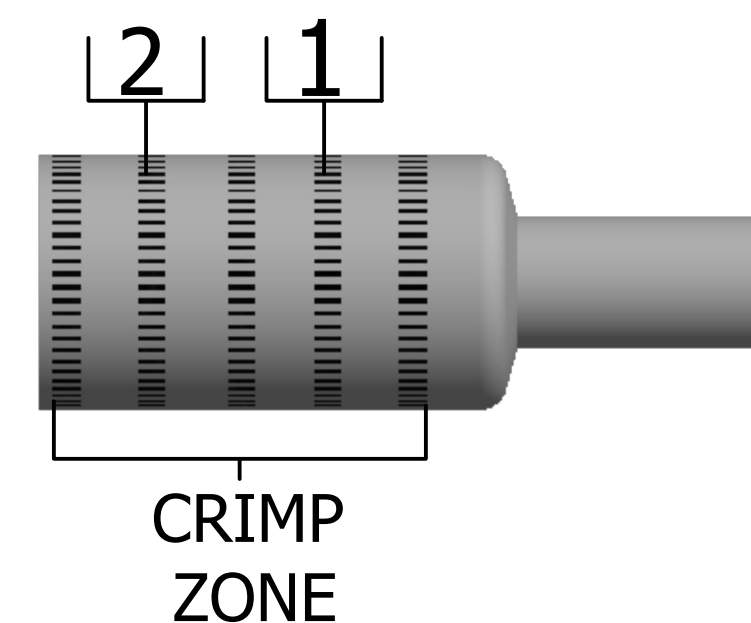
CATALOG NUMBER DESIGNATIONS	
AYP900	AYP0900



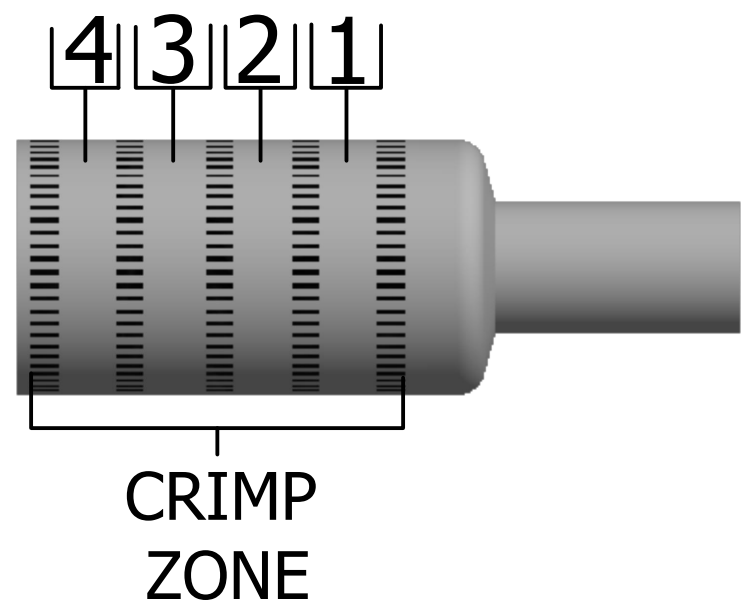
CRIMP ZONE



CRIMP ZONE



CRIMP ZONE



CRIMP ZONE

TO ORDER BURNDY® PRODUCTS CALL		HYLINK	
UNITED STATES 1-800-346-4175 (LONDONDERRY, NH)		ITEM NO: SEE TABLE	
CANADA: 1-800-361-6975 (QUEBEC) 1-800-387-6487 (ALL OTHER PROVINCES)		CAT. NO: SEE TABLE	
FOR PRODUCT INFO: <a href="http://www.burndy.com">http://www.burndy.com</a>		DRAWN BY: ESK	8/23/1972
		CHECKER: SFP	8/24/1972
		DSN APRVL: D.C.W.	12-12-1972
		MFG APRVL: --	
		QA APRVL: D VARIO	07-25-1995
		MKT APRVL: P WERTHMAN	04-17-1995
		PROD FAM: 50103891	
		PROJECT #: --	SIZE
		DOCUMENT TYPE: SALES	D
		REL LEVEL: Released	
		DRAWING NO	REV
		50103891	E
		SHEET 3 OF 3	