ABB BALDOR RELIANCE

# Customer information packet

PCL3513M

1.5HP, 3450RPM, 1PH, 60HZ, 56C, 3520LC, TEFC
Class - None
Division - Not Applicable

Copyright © All product information within this document is subject to ABB Motors and Mechanical Inc. copyright © protection, unless otherwise noted.
11/5/2026 4:33:38 PM

## Specifications

| | |
|---|---|
| **Enclosure** | TEFC |
| **Frame** | 56C |
| **Frame Material** | Steel |
| **Frequency** | 60.00 Hz |
| **Haz Area Class and Group** | None |
| **Haz Area Division** | Not Applicable |
| **Motor Letter Type** | Cap Start, Cap Run |
| **Output @ Frequency** | 1.500 HP @ 60 HZ |
| **Phase** | 1 |
| **Synchronous Speed @ Frequency** | 3600 RPM @ 60 HZ |
| **Voltage @ Frequency** | 115.0 V @ 60 HZ |
| | 230.0 V @ 60 HZ |
| **Agency Approvals** | UR |
| | CSA |
| **Ambient Temperature** | 40 °C |
| **Auxiliary Box** | NO AUXILLARY BOX |
| **Auxiliary Box Lead Termination** | None |
| **Base Indicator** | Rigid |
| **Bearing Grease Type** | Polyrex EM (-20F +300F) |
| **Blower** | None |
| **Current @ Voltage** | 13.200 A @ 115.0 V |
| | 6.600 A @ 230.0 V |
| **Design Code** | L |
| **Drip Cover** | No Drip Cover |
| **Duty Rating** | CONT |
| **Efficiency @ 100% Load** | 75.5 % |
| **Electrically Isolated Bearing** | Not Electrically Isolated |
| **Feedback Device** | NO FEEDBACK |
| **Front Face Code** | Standard |
| **Front Shaft Indicator** | None |
| **Heater Indicator** | No Heater |
| **High Voltage Full Load Amps** | 6.6 a |

## Part Detail

| | |
|---|---|
| **Revision** | AC |
| **Type** | AC |
| **Mech. spec.** | 35T982 |
| **Base** | |
| **Status** | PRD/A |
| **Elec. spec.** | 35WGY862 |
| **Layout** | 35LYT982 |
| **Eff. date** | 05-07-2024 |
| **CD Diagram** | CD0320 |
| **Poles** | 02 |
| **Leads** | 4#16 A&J,2#18 B PH,1#14 #4TH |
| **Proprietary** | False |
| **Created date** | 06-22-2007 |

| | |
|---|---|
| **Insulation Class** | B |
| **Inverter Code** | Not Inverter |
| **KVA Code** | F |
| **Lifting Lugs** | No Lifting Lugs |
| **Locked Bearing Indicator** | Locked Bearing |
| **Motor Lead Exit** | Ko Box |
| **Motor Lead Quantity/Wire Size** | 4 @ 16 AWG, A&J |
| **Motor Lead Termination** | Flying Leads |
| **Motor Standards** | NEMA |
| **Motor Type** | 3520LC |
| **Mounting Arrangement** | F1 |
| **Number of Poles** | 2 |
| **Overall Length** | 13.25 IN |
| **Power Factor** | 98 |
| **Product Family** | General Purpose |
| **Pulley End Bearing Type** | Ball |
| **Pulley Face Code** | C-Face |
| **Pulley Shaft Indicator** | Standard |
| **Rodent Screen** | None |
| **Service Factor** | 1.15 |
| **Shaft Diameter** | 0.625 IN |
| **Shaft Extension Location** | Pulley End |
| **Shaft Ground Indicator** | No Shaft Grounding |
| **Shaft Rotation** | Reversible |
| **Shaft Slinger Indicator** | No Slinger |
| **Speed** | 3450 rpm |
| **Speed Code** | Single Speed |
| **Starting Method** | Direct on line |
| **Thermal Device - Bearing** | None |
| **Thermal Device - Winding** | Do Not Use |
| **Vibration Sensor Indicator** | No Vibration Sensor |
| **Winding Thermal 1** | Manual Thermal Overload |
| **Winding Thermal 1 Location** | KO |
| **Winding Thermal 2** | None |

**Nameplate**

| NP1257L | | | | | | | | | |
|---|---|---|---|---|---|---|---|---|---|
| **CAT.NO.** | PCL3513M | | | | | | | | |
| **SPEC.** | 35T982Y862 | | | | | | | | |
| **HP** | 1.5 | | | | | | | | |
| **VOLTS** | 115/230 | | | | | | | | |
| **AMP** | 13.2/6.6 | | | | | | | | |
| **RPM** | 3450 | | | | | | | | |
| **FRAME** | 56C | | **HZ** | 60 | | **PH** | 1 | | |
| **SER.F.** | 1.15 | **CODE** | F | **DES** | L | **CL** | B | | |
| **NEMA-NOM-EFF** | 75.5 | **PF** | 98 | | | | | | |
| **RATING** | 40C AMB-CONT | | | | | | | | |
| **CC** | | | | | | | | | |
| **DE** | 6205 | **ODE** | 6203 | | | | | | |
| **ENCL** | TEFC | **SN** | | | | | | | |

**AC Induction Motor Performance Data**
Record # 10350
Typical performance - not guaranteed values

| **Winding:** 35WGY862-R001 | **Type:** 3520LC | **Enclosure:** TEFC |
|---|---|---|

| **Nameplate Data** | | | | **230 V, 60 Hz: High Voltage Connection** | |
|---|---|---|---|---|---|
| **Rated Output (HP)** | | | 1.5 | **Full Load Torque** | 2.25 LB-FT |
| **Volts** | | | 115/230 | **Start Configuration** | direct on line |
| **Full Load Amps** | | | 13.2/6.6 | **Breakdown Torque** | 4.63 LB-FT |
| **R.P.M.** | | | 3450 | **Pull-up Torque** | 3.25 LB-FT |
| **Hz** | 60 | **Phase** | 1 | **Locked-rotor Torque** | 4.25 LB-FT |
| **NEMA Design Code** | L | **KVA Code** | F | **Starting Current** | 34.7 A |
| **Service Factor (S.F.)** | | | 1.15 | **No-load Current** | 1.5 A |
| **NEMA Nom. Eff.** | 75.5 | **Power Factor** | 98 | **Line-line Res. @ 25ºC** | 2.38 Ω A Ph<br>1.84 Ω B Ph |
| **Rating - Duty** | | | 40C AMB-CONT | **Temp. Rise @ Rated Load** | 40°C |
| **S.F. Amps** | | | | **Temp. Rise @ S.F. Load** | 47°C |

**Load Characteristics 230 V, 60 Hz, 1.5 HP**

| **% of Rated Load** | **25** | **50** | **75** | **100** | **125** | **150** | **S.F.** |
|---|---|---|---|---|---|---|---|
| **Power Factor** | 87 | 90 | 96 | 98 | 97 | 96 | 98 |
| **Efficiency** | 51 | 71 | 74.5 | 75.5 | 74 | 70 | 75 |
| **Speed** | 3575 | 3550 | 3515 | 3490 | 3440 | 3370 | 3470 |
| **Line amperes** | 2.7 | 3.6 | 5 | 6.6 | 8.4 | 10.5 | 7.4 |

ABB Motors and Mechanical Inc.

WINDING # 35WGY862

1.5 HP 1 PH 60 HZ 3450 RPM 230 V 3520LC

Typical performance - not guaranteed values.

TORQUES(LB-FT): PO=4.63 PU=3.25 LR=4.25 LRA=34.7

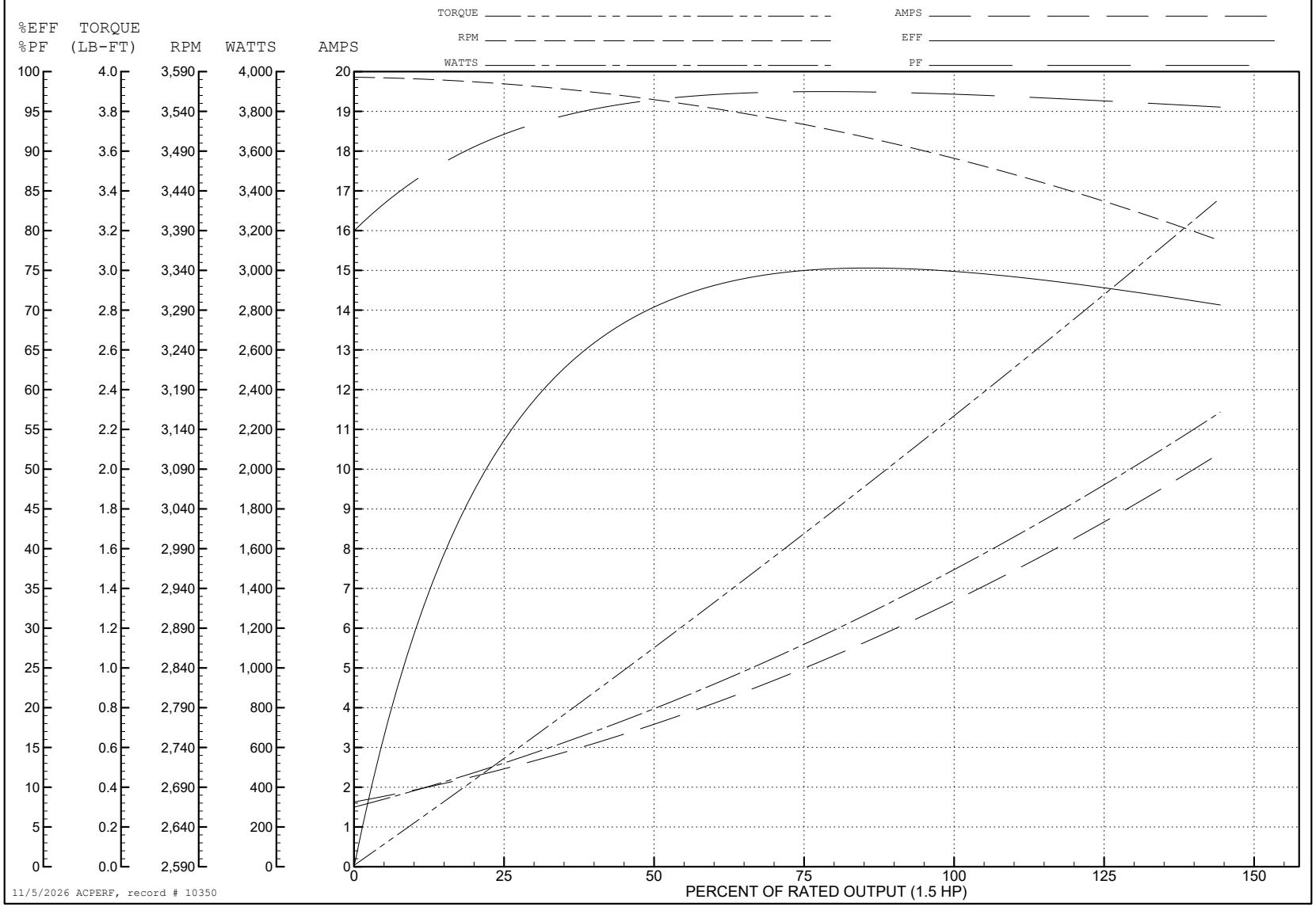

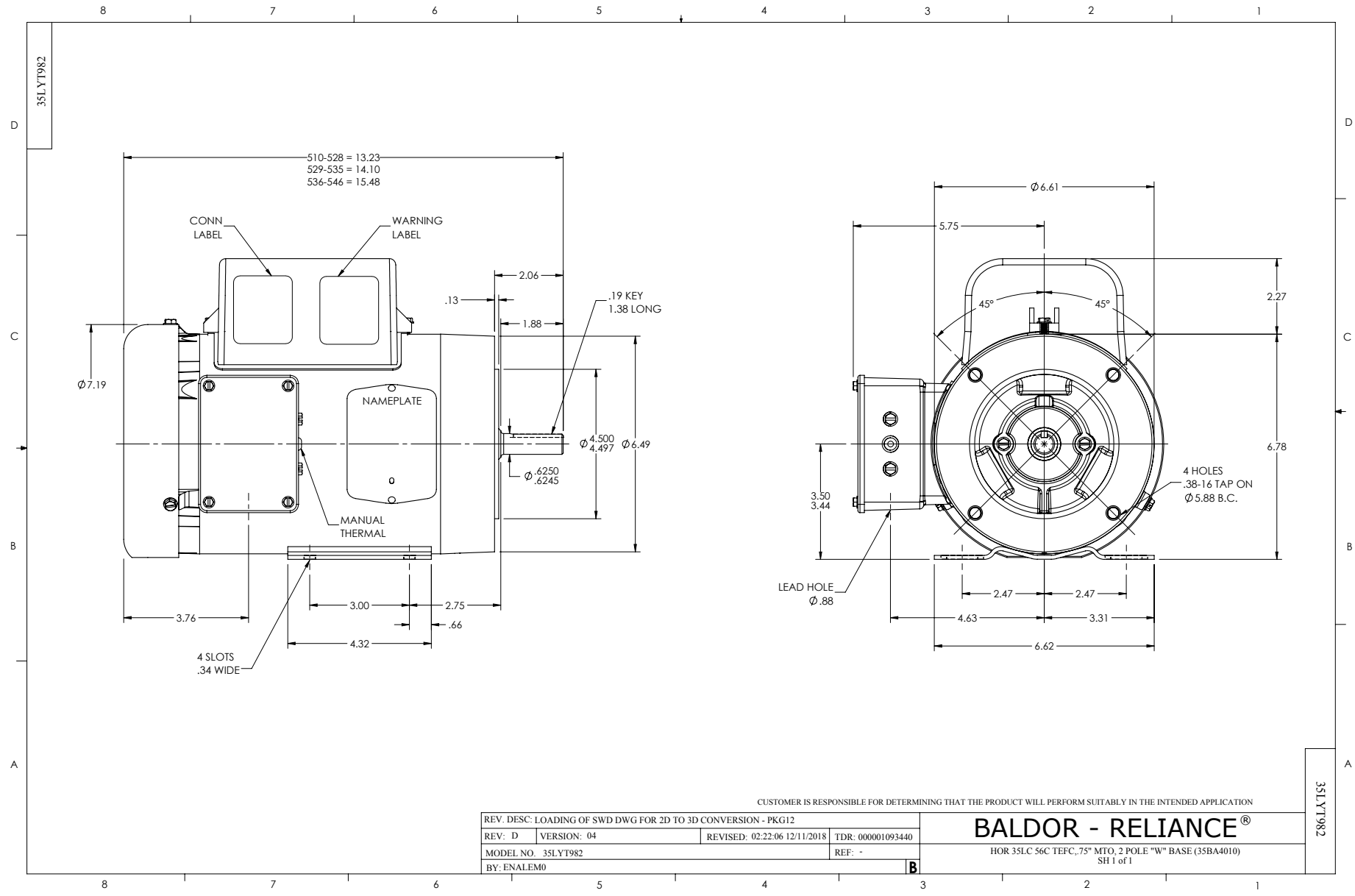
35LYT982
510-528 = 13.23
529-535 = 14.10
536-546 = 15.48
CONN LABEL
WARNING LABEL
2.06
.13
1.88
.19 KEY
1.38 LONG
Ø7.19
NAMEPLATE
Ø4.500
4.497
Ø6.49
Ø.6250
.6245
MANUAL THERMAL
3.76
3.00
2.75
.66
4.32
4 SLOTS
.34 WIDE
Ø6.61
5.75
45°
45°
2.27
6.78
4 HOLES
.38-16 TAP ON
Ø5.88 B.C.
3.50
3.44
LEAD HOLE
Ø.88
2.47
2.47
4.63
3.31
6.62
CUSTOMER IS RESPONSIBLE FOR DETERMINING THAT THE PRODUCT WILL PERFORM SUITABLY IN THE INTENDED APPLICATION
REV. DESC: LOADING OF SWD DWG FOR 2D TO 3D CONVERSION - PKG12
REV: D
VERSION: 04
REVISED: 02:22:06 12/11/2018
TDR: 000001093440
MODEL NO. 35LYT982
REF: -
BY: ENALEM0
B
BALDOR - RELIANCE®
HOR 35LC 56C TEFC, 75" MTO, 2 POLE "W" BASE (35BA4010)
SH 1 of 1
35LYT982

CD0320

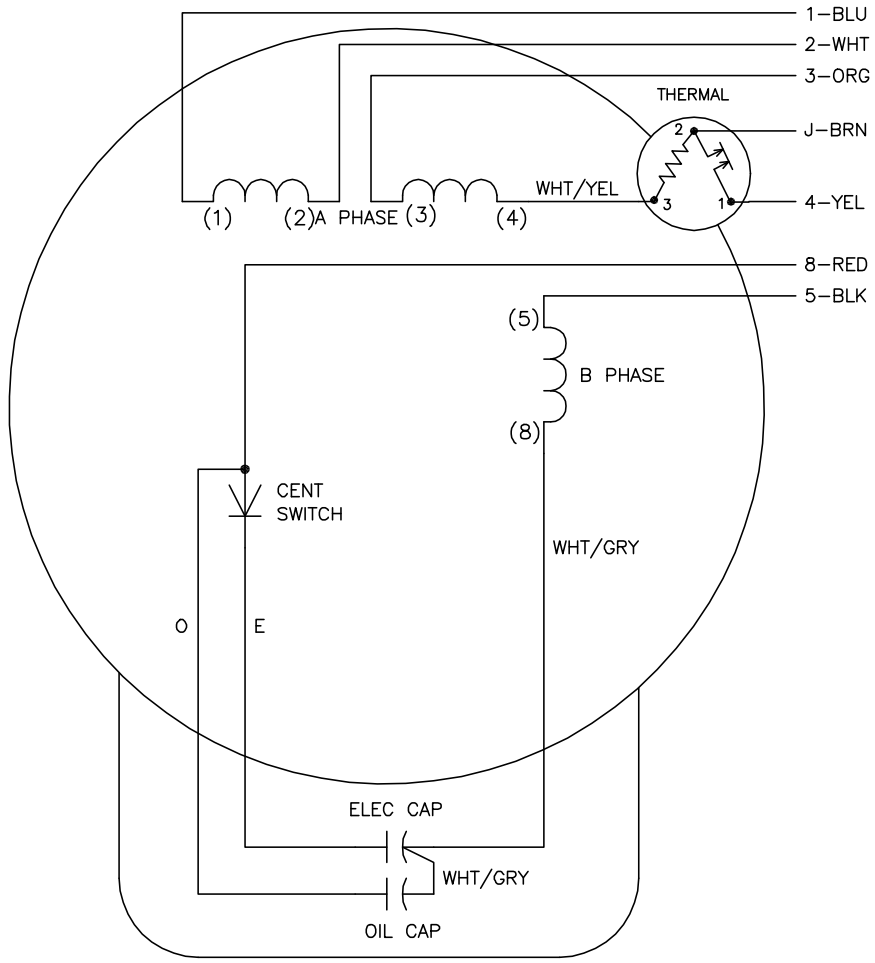


| | LINE A | LINE B | JOIN | JOIN |
|---|---|---|---|---|
| HIGH STD | 1,8 | 4 | 2,3,5 | J |
| HIGH OPP | 1,5 | 4 | 2,3,8 | J |
| LOW STD | 1,3,8 | 4 | – | 2,J,5 |
| LOW OPP | 1,3,5 | 4 | – | 2,J,8 |

NOTES:

1. STANDARD ROTATION IS CCW FACING END OPPOSITE SHAFT EXTENSION.
2. MULTIPLE CAPACITORS ARE CONNECTED IN PARALLEL UNLESS OTHERWISE SPECIFIED.
3. LEAD COLORS ARE OPTIONAL. LEADS MUST ALWAYS BE NUMBERED AS SHOWN.

CD0320

| | | |
|---|---|---|
| REV. DESC: ADD INTERNAL CONNECTION TO HELP MANUFACTURING | | |
| REV. LTR: G | VERSION: 01 | TDR: 000000941594 |
| FILE: \AAA\00007\422 | REVISED: 02:21:00 08/28/2015 | BY: ENALEMO |
| MTL: – | | |

BALDOR

TYPE LC, DV, REV, THERMAL, B PH AMPS THRU HTR HVC, 7 LEAD

SH 1 of 1