

Form 5 conduit outlet bodies, covers & gaskets – malleable iron

Applications:

Form 5 malleable iron conduit bodies are used in conduit systems to:

- Act as pull outlets for conductors being installed
- Provide openings for making splices and taps in conductors
- Act as mounting outlets for lighting fixtures and wiring devices
- Connect conduit sections
- Provide taps for branch conduit runs
- Make 90 degree bends in conduit runs
- Provide for access to conductors for maintenance and future system changes

Features:

- Interchangeable with Appleton Form 35 conduit bodies
- Built-in rollers on 1 1/4" to 4" C and LB bodies to facilitate wire pulling
- Smooth and rounded integral bushings for protection of wire insulation
- Solid neoprene gaskets may be converted to open type by pulling out perforated center section
- Stainless steel cover screws
- Domed sheet steel covers provide additional cubic capacity
- Integral gasket cover provides NEMA 4 rating

Certifications and compliances:

- UL File No. E-15022
- UL Standard 514B
- cUL/CSA to CSA Standard C22.2 No. 18
- Suitable for NEMA 4 (1/2" to 3" rigid bodies with integral cover)

Standard materials:

- Bodies – malleable iron
- Gaskets – neoprene
- Covers – sheet steel or malleable
- Cover screws – stainless steel

Form 35 is a registered trademark of Appleton Electric/EGS.



Standard finishes:

- Malleable iron – electrogalvanized and aluminum acrylic paint
- Neoprene – natural
- Sheet steel – electrogalvanized
- Stainless steel – natural

Options:

Description	Suffix
• Hot dip galvanized	HDG

Form 5

Form 5

Conduit outlet bodies, covers & gaskets – malleable iron


Options:

Description

- SnapPack™ – packaged body and integral gasket cover **CG**
Available on all configurations (1/2" - 2")

Suffix

TYPE LB




Cat. #	Size	Internal vol. in cu. in.	Unit qty.	Wt. lbs. per 100	Max. no. of conductors
LB50M	1/2"	4.5	10	71	N/A
LB75M	3/4"	7.5	10	97	3 #6 AWG
LB100M	1"	12.5	10	143	3 #4 XHHW
LB125M ^M	1 1/4"	32.0	5	287	3 #2 XHHW
LB150M ^M	1 1/2"	35.3	5	331	3 #1/0 XHHW
LB200M ^M	2"	73.0	1	534	3 #4/0 XHHW
LB250M ^M	2 1/2"	142.0	1	1105	3 #300MCM XHHW
LB300M ^M	3"	173.0	1	1160	3 #350MCM XHHW
LB350M ^M	3 1/2"	292.0	1	1989	3 #500MCM XHHW
LB400M ^{M,N}	4"	324.0	1	2099	3 #500MCM XHHW

^M1 1/4" - 4" LB and C bodies supplied with built-in rollers to facilitate wire pulling.


^NSelf-certified to #500MCM XHHW.

TYPE LL



Cat. #	Size	Internal vol. in cu. in.	Unit qty.	Wt. lbs. per 100	Max. no. of conductors
LL50M	1/2"	4.5	10	76	N/A
LL75M	3/4"	7.5	10	95	3 #6 AWG
LL100M	1"	12.5	10	138	3 #4 XHHW
LL125M	1 1/4"	32.0	5	309	3 #2 XHHW
LL150M	1 1/2"	33.0	5	332	3 #1/0 XHHW
LL200M	2"	68.0	1	497	3 #4/0 XHHW
LL250M	2 1/2"	142.0	1	1105	3 #300MCM XHHW
LL300M	3"	173.0	1	1437	3 #350MCM XHHW
LL350M	3 1/2"	292.0	1	2321	3 #350MCM XHHW
LL400M	4"	324.0	1	2431	3 #350MCM XHHW


TYPE C



Cat. #	Size	Internal vol. in cu. in.	Unit qty.	Wt. lbs. per 100	Max. no. of conductors
C50M	1/2"	4.5	10	98	N/A
C75M	3/4"	7.5	10	118	3 #6 AWG
C100M	1"	12.5	10	170	3 #4 XHHW
C125M ^M	1 1/4"	35.0	5	309	3 #2 XHHW
C150M ^M	1 1/2"	35.3	5	368	3 #1/0 XHHW
C200M ^M	2"	75.0	1	552	3 #3/0 XHHW
C250M ^M	2 1/2"	153.0	1	1216	3 #250MCM XHHW
C300M ^M	3"	181.0	1	1437	3 #250MCM XHHW
C350M ^M	3 1/2"	290.0	1	2210	3 #350MCM XHHW
C400M ^M	4"	320.0	1	2321	3 #350MCM XHHW

^M1 1/4" - 4" LB and C bodies supplied with built-in rollers to facilitate wire pulling.

TYPE LR



Cat. #	Size	Internal vol. in cu. in.	Unit qty.	Wt. lbs. per 100	Max. no. of conductors
LR50M	1/2"	4.5	10	71	N/A
LR75M	3/4"	7.5	10	100	3 #6 AWG
LR100M	1"	12.5	10	157	3 #4 XHHW
LR125M	1 1/4"	32.0	5	332	3 #2 XHHW
LR150M	1 1/2"	35.3	5	345	3 #1/0 XHHW
LR200M	2"	68.0	1	626	3 #4/0 XHHW
LR250M	2 1/2"	142.0	1	1105	3 #300MCM XHHW
LR300M	3"	173.0	1	1437	3 #350MCM XHHW
LR350M	3 1/2"	292.0	1	2321	3 #350MCM XHHW
LR400M	4"	324.0	1	2500	3 #350MCM XHHW

TYPE T



Cat. #	Size	Internal vol. in cu. in.	Unit qty.	Wt. lbs. per 100	Max. no. of conductors
T50M	1/2"	6.0	10	111	N/A
T75M	3/4"	9.5	10	137	3 #6 AWG
T100M	1"	15.0	10	196	3 #4 XHHW
T125M	1 1/4"	33.0	5	332	3 #2 XHHW
T150M	1 1/2"	36.0	5	368	3 #1 XHHW
T200M	2"	76.0	1	663	3 #2/0 XHHW
T250M	2 1/2"	142.0	1	1271	3 #4/0MCM XHHW
T300M	3"	173.0	1	1547	3 #4/0MCM XHHW
T350M	3 1/2"	292.0	1	2542	3 #350MCM XHHW
T400M	4"	324.0	1	2542	3 #350MCM XHHW

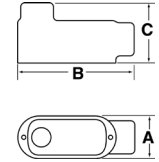
Form 5

Conduit outlet bodies, covers & gaskets – malleable iron

Dimensions (in inches):

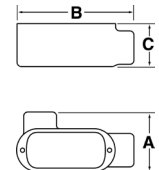
Type LB

Size	1/2	3/4	1	1 1/4	1 1/2	2	2 1/2	3	3 1/2	4
A	1.34	1.50	1.80	2.60	2.60	3.12	4.31	4.31	5.62	5.62
B	4.68	5.37	6.20	8.12	8.12	10.50	13.60	13.87	16.25	16.60
C	2.05	2.25	2.65	2.75	2.83	4.42	5.40	5.90	6.90	7.21



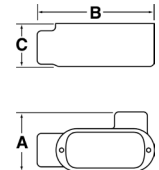
Type LL

Size	1/2	3/4	1	1 1/4	1 1/2	2	2 1/2	3	3 1/2	4
A	2.05	2.25	2.65	2.75	3.50	4.12	5.71	5.87	7.13	7.13
B	4.68	5.37	6.20	8.12	8.12	10.50	13.60	13.87	16.50	16.50
C	1.37	1.70	1.90	2.75	2.83	3.31	3.90	4.75	6.81	7.19



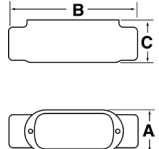
Type LR

Size	1/2	3/4	1	1 1/4	1 1/2	2	2 1/2	3	3 1/2	4
A	2.05	2.25	2.65	2.75	3.50	4.12	5.71	5.87	6.10	6.95
B	4.68	5.37	6.20	8.12	8.12	10.50	13.60	13.87	6.25	16.25
C	1.37	1.70	1.90	2.75	2.83	3.31	3.90	4.75	5.62	5.62



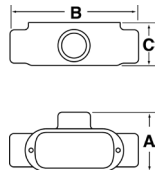
Type C

Size	1/2	3/4	1	1 1/4	1 1/2	2	2 1/2	3	3 1/2	4
A	1.34	1.50	1.80	2.60	2.60	3.12	4.31	4.31	4.88	4.88
B	5.38	6.00	7.05	9.00	9.00	11.50	15.00	15.12	18.13	18.13
C	1.37	1.70	1.90	2.75	2.83	3.31	3.90	4.75	5.19	5.56



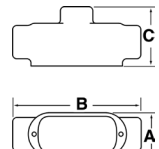
Type T

Size	1/2	3/4	1	1 1/4	1 1/2	2	2 1/2	3	3 1/2	4
A	2.05	2.25	2.65	2.75	3.50	4.12	5.71	5.87	6.81	7.15
B	5.38	6.00	7.05	9.00	9.00	11.50	15.00	15.12	18.13	18.13
C	1.34	1.50	1.80	2.60	2.60	3.12	4.31	4.31	5.19	5.56



Type TB

Size	1/2	3/4	1	1 1/4	1 1/2	2
A	1.34	1.50	1.80	2.60	2.60	3.12
B	5.38	6.00	7.05	9.00	9.00	11.50
C	2.05	2.25	2.65	2.75	2.83	4.42



Type X

Size	1/2	3/4	1	1 1/4	1 1/2	2
A	2.79	2.93	3.56	4.43	4.43	5.40
B	5.41	6.08	7.10	9.10	9.10	11.75
C	1.75	1.97	2.25	2.55	2.75	3.45

