COMPRESSION COUPLINGS - STEEL

Couplings

APPLICATIONS

- For use in dry locations to couple two ends of EMT conduit
- RACO® steel compression couplings provide concrete-tight connections
- RACO® compression couplings are suitable for applications above 600V

PRODUCT FEATURES

- All steel construction ensures mechanical protection for the raceway
- All components are zinc-electroplated for corrosion protection
- UPC bar coded fittings are individually polybagged with a preprinted UPC-A bar code and packaged in pre-scored tear top cartons for attractive presentation

COMPLIANCE

- c UL us - Standard 514B
  C22.2 # 18
  UL Listed E195970

CATALOG #	TRADE SIZE	UNIT CARTON QTY.	SHIP CARTON QTY.	BAR CODE
Compression Couplings – *Steel*				
2922	1/2"	50	500	—
2922-8	1/2"	1	25	IIIIIIII
2923	3/4"	25	250	—
2923-8	3/4"	1	15	IIIIIIII
2924	1"	25	100	—
2924-8	1"	1	10	IIIIIIII
2925	1-1/4"	5	25	—
2926	1-1/2"	—	20	—
2928	2"	—	20	—
2950	2-1/2	—	5	—
2952	3"	—	1	—
2954	3-1/2"	—	1	—
2956	4"	—	1	—

SEE END OF SECTION (PG B92) FOR DETAILED DRAWINGS »

EMT CONNECTORS & COUPLINGS

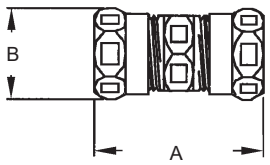

Compression Couplings - Steel

CATALOG NUMBER			A	B
2922, 2922-8	2922US	2922RT	2.00"	1.16"
2923, 2923-8	2923US	2923RT	2.15"	1.38"
2924, 2924-8	2924US	2924RT	2.32"	1.64"
2925	2925US	2925RT	2.50"	2.04"
2926	2926US	2926RT	2.78"	2.27"
2928	2928US	2928RT	2.88"	2.74"
2950	2950US	2950RT	3.87"	3.62"
2952	2952US	2952RT	4.00"	4.25"
2954	2954US	2954RT	4.68"	4.68"
2956	2956US	2956RT	4.93"	5.18"

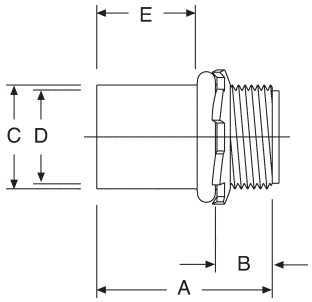

Indenter Connectors

INSULATED CATALOG NUMBER	UNINSULATED CATALOG NUMBER	A	B	C	D	E
1992	1972	1-1/2"	11/32"	13/16"	23/32"	1"
1993	1973	1-35/64"	25/64"	1-1/64"	15/16"	1-1/16"

A = Overall length
B = Thread length
C = Body O.D.
D = Body I.D.
E = Length to conduit stop

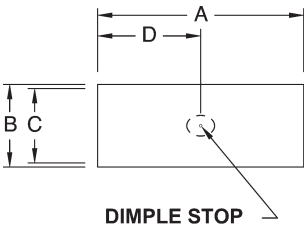

Indenter Couplings

CATALOG NUMBER	A	B	C	D
1982	2"	3/16"	23/32"	31/32"
1983	2-1/4"	1-1/32"	15/16"	1-1/16"

A = Overall length
B = O.D. of body
C = I.D. of body
D = Length to center stop

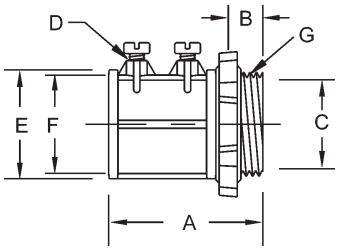

Connectors

INSULATED CATALOG NO.	UNINSULATED CATALOG NO.	A	B	C	D	E	F	G
2634	2602	1-5/32"	25/64"	39/64"	10-24 x 5/16"	15/16"	23/32"	1/2"-14
2635	2603	1-13/32"	15/32"	13/16"	10-24 x 5/16"	1-7/32"	15/16"	3/4"- 14
2636	2604	1-35/64"	35/64"	1-1/32"	10-24 x 5/16"	1-27/64"	1-3/16"	1"- 11-1/2
2637	2605	1-31/32"	5/8"	1-3/8"	12-24 x 3/8"	1-53/64"	1-35/64"	1-1/4"- 11-12
2638	2606	2-13/64"	47/64"	1-19/32"	1/4-20 x 1/2"	2-3/64"	1-49/64"	1-1/2"- 11-12
2639	2608	2-1/2"	3/4"	2-3/64"	1/4-20 x 1/2"	2-17/32"	2-15/64"	2"- 11-12
2648	2640	3-3/32"	1-3/64"	2-33/64"	1/4-20 x 1/2"	3-19/64"	2-59/64"	2-1/2"- 8
2649	2642	3-25/64"	1-1/16"	3-5/32"	1/4-20 x 1/2"	3-15/16"	3-9/16"	3"- 8
2650	2644	3-9/16"	1-3/64"	3-19/32"	1/4-20 x 1/2"	4-7/16"	4-3/64"	3-1/2"- 8
2651	2646	3-49/64"	1-1/8"	4-7/64"	1/4-20 x 1/2"	4-15/16"	4-37/64"	4"- 8

A = Overall length
B = Thread length
C = Throat I.D.
D = Screw size and lenght
E = Body O.D.
F = Body I.D.
G = NPSM threads