

Table 19.216: 30 mm Multifunction Operators





| Description [5] | Color | With 2 N.C. Contacts (1 KA3, 1 KA5) [6] | With 1 N.O. & 1 N.C. Contact (1 KA1) [6] | Without Contacts [6] [7] | |
|--------------------------------------------------------------------------------------------------------------------------|---------------------------------------------------------------------------------------------------------------------------|-----------------------------------------|------------------------------------------|-------------------------------|--------|
| Non-Illuminated Push-Pull Mushroom Operators | | | | | |
|  KR9R94H13 Set Screw Style | 3 Position, Plastic Head 1-5/8 in. (40 mm), Screw-On Momentary Pull Maintained Neutral Momentary Push [8] | Red Green Other [9] | KR8RH25 KR8GH25 KR8▼H25 | — — — | |
| | 2 Position, Plastic Head 1-5/8 in. (40 mm), Screw-On Maintained Pull Maintained Push [10] | Red [11] Green Other [9] | — — — | KR9RH13 KR9GH13 KR9▼H13 | |
| | 2 Position, Plastic Head 1-5/8 in. (40 mm), Screw-On Head with Set Screw Maintained Pull Maintained Push [10] | Red | — | KR9R94H13 | KR9R94 |
|  9001KR9RM94 | 2 Position, Metal Head 1-1/2 in. (40 mm) Diameter Maintained Pull Maintained Push | Black | — | 9001KR9BM94 | |
| | | Red | — | 9001KR9RM94 | |
|  9001KR9RM95 | 2 Position, Metal Head 2-3/8 in. (60 mm) Diameter Maintained Pull Maintained Push | Green | — | 9001KR9GM94 | |
| | | Black | — | 9001KR9BM95 | |
| | | Red | — | 9001KR9RM95 | |
| | | Green | — | 9001KR9GM95 | |
| | | | | | |
| Description | | | | | |
| Non-Illuminated Turn-to-Release Mushroom Operators | | | | | |
|  9001KR16H2 Trigger Action | 2 Position, Plastic Head Turn-to-Release Trigger Action | Red | KR16H13 | KR16H2 | KR16 |



Table 19.217: Color Codes for 30 mm Multifunction Operators ▼

| Color | KR8, KR9 |
|-------------|----------|
| Black [15] | B |
| Red | R |
| Green | G |
| Blue | L |
| Yellow | Y |
| White | W |
| Orange [15] | S |
| Clear | C |
| Amber | A |
| Gray | — |

Screw-On Plastic Illuminated Push-Pull Mushroom Operators [6] [12] [9]

| Description [5] | Voltage | With Red Knob and 2 N.C. Contacts (1 KA3, 1 KA5) | With Other Color Knob and 2 N.C. Contacts (1 KA3, 1 KA5) | With Other Color Knob Without Contacts [7] |
|--------------------------------------------------------------------------------------|---------------------------------------------------------------------------------------------------------------|----------------------------------------------------|----------------------------------------------------------|--------------------------------------------|
| 3 Position Illuminated Momentary Pull Maintained Neutral Momentary Push [8] | 110-120 V, 50-60 Hz Other—Transformer, LED, Flashing [13] Other—Full Voltage, Resistor, Neon [14] | KR8P1RH25 KR8P▲RH25 KR8P▲RH25 | KR8P1▼H25 KR8P▲▼H25 KR8P▲▼H25 | KR8P1▼ KR8P▲▼ KR8P▲▼ |
| Description [5] | Voltage | With Red [11] Knob & 1 N.O. & 1 N.C. Contact (KA1) | With Other Color Knob and 1 N.O. & 1 N.C. Contact (KA1) | With Other Color Knob Without Contacts |
| 2 Position Illuminated Maintained Pull Maintained Push | 110-120 V, 50-60 Hz Other—Transformer, LED, Flashing [13] Other—Full Voltage, Resistor, Neon [14] | KR9P1RH13 KR9P▲RH13 KR9P▲RH13 | KR9P1▼H13 KR9P▲▼H13 KR9P▲▼H13 | KR9P1▼ KR9P▲▼ KR9P▲▼ |

Table 19.218: Contact Sequences

| 9001 KR8RH1 or H13 | | | | |
|--------------------|-----|------|-----|------|
| | | Pull | Ctr | Push |
| (KA1) | KA3 | X | O | O |
| | KA2 | O | O | X |
| 9001 KR8RH25 | | | | |
| | KA3 | X | O | O |
| | KA5 | X | X | O |

NOTE: To select contact blocks, light modules, and accessories, see Type KA Contact Blocks, page 19-90.

[5] For 1-3/8 in. or 2-1/4 in. Dia. Knob:

- a) Order Type -20 or -21 knob from Additional Accessories for Type K and SK Operators, page 19-99.
- b) Order 9001K54 adapter—allows Type -20 or -21 knob to fit on push pull operators. Voids UL and NEMA 6 rating.
- c) Can order assembled operator by adding color code to Type -20 or -21. Example: 9001KR9R would be 9001KR9R20 or 9001KR9R21.

[6] When ordering, add prefix 9001 to the catalog number.

[7] These operators can be ordered complete with contact blocks. For maximum block usage, see "H" Codes, page 19-93. Add the chosen "H" number to the end of the operator.

[8] For contact sequences, see Table 19.218 Contact Sequences, page 19-73

[9] ▼ Choose one color from the Color Codes table here, and insert the color code in Type number. Example: KR9 with a yellow knob = KR9Y

[10] For color codes, see Color Codes for 30 mm Multifunction Operators, page 19-73.

[11] To obtain a red knob with "Push Emergency Stop" printed on the red knob—substitute "R05" in place of "R"

[12] ▲ Add the voltage assembly code as chosen from Table 19.273 Standard Light Modules for Types K, SK, and KX Control Units, page 19-91. Example: KR8P with a 277 V 50-60 Hz voltage = KR8P8.

[13] The knob must be the same color as the LED light module chosen, for example, for a green LED, use a green knob.

[14] On neon light modules, use clear knobs only.

[15] These colors are not available on illuminated push-pull operators.