ABB BALDOR RELIANCE

Customer information packet

EL11307

.75HP, 1755RPM, 1PH, 60HZ, 56, 3522LC, ODP, F1
Class - None
Division - Not Applicable

Copyright © All product information within this document is subject to ABB Motors and Mechanical Inc. copyright © protection, unless otherwise noted.
11/5/2026 3:22:39 PM

Specifications

Enclosure	ODP
Frame	56
Frame Material	Steel
Frequency	60.00 Hz
Haz Area Class and Group	None
Haz Area Division	Not Applicable
Motor Letter Type	Cap Start, Cap Run
Output @ Frequency	.750 HP @ 60 HZ
Phase	1
Synchronous Speed @ Frequency	1800 RPM @ 60 HZ
Voltage @ Frequency	115.0 V @ 60 HZ
	230.0 V @ 60 HZ
Agency Approvals	CURUSEEV
Ambient Temperature	40 °C
Auxiliary Box	NO AUXILLARY BOX
Auxiliary Box Lead Termination	None
Base Indicator	Rigid
Bearing Grease Type	Polyrex EM (-20F +300F)
Blower	None
Current @ Voltage	3.050 A @ 230.0 V
	3.350 A @ 208.0 V
	6.100 A @ 115.0 V
Design Code	N
Drip Cover	No Drip Cover
Duty Rating	CONT
Efficiency @ 100% Load	82.5 %
Electrically Isolated Bearing	Not Electrically Isolated
Feedback Device	NO FEEDBACK
Front Shaft Indicator	None
Heater Indicator	No Heater
High Voltage Full Load Amps	3.1 a
Insulation Class	F

Part Detail

Revision	C
Type	AC
Mech. spec.	35M497
Base	
Status	PRD/A
Elec. spec.	35WGL999
Layout	35LYM497
Eff. date	02-13-2025
CD Diagram	CD0055
Poles	04
Leads	6#18
Proprietary	False
Created date	08-01-2022

Inverter Code	Not Inverter
IP Rating	NONE
KVA Code	L
Lifting Lugs	No Lifting Lugs
Locked Bearing Indicator	No Locked Bearing
Motor Lead Quantity/Wire Size	6 @ 18 AWG
Motor Lead Termination	Flying Leads
Motor Standards	NEMA
Motor Type	3522LC
Mounting Arrangement	F1
Number of Poles	4
Overall Length	12.07 IN
Power Factor	95
Product Family	General Purpose
Pulley End Bearing Type	Ball
Pulley Face Code	Standard
Pulley Shaft Indicator	Standard
Rodent Screen	None
Service Factor	1.25
Shaft Diameter	0.625 IN
Shaft Ground Indicator	No Shaft Grounding
Shaft Rotation	Reversible
Shaft Slinger Indicator	No Slinger
Speed	1755 rpm
Speed Code	Single Speed
Starting Method	Direct on line
Thermal Device - Bearing	None
Thermal Device - Winding	None
Vibration Sensor Indicator	No Vibration Sensor
Winding Thermal 1	None
Winding Thermal 2	None

Nameplate

NP3155L									
CAT.NO.	EL11307								
SPEC.	35M497L999								
HP	.75								
VOLTS	115/230								
AMP	6.1/3.05								
RPM	1755								
FRAME	56	**HZ**	60				**PH**	1	
SER.F.	1.25	**CODE**	L	**DES**	N	**CL**	F		
F.L. AVG. EFF.	82.5	**PF**	95						
RATING	40C AMB-CONT								
CC									
DE	6205	**ODE**	6203						
ENCL	ODP	**SN**							
	SFA 8.4/4.2								

AC Induction Motor Performance Data
Record # 84023
Typical performance - not guaranteed values

Winding: 35WGL999-R001	**Type:** 3522LC	**Enclosure:** OPEN

Nameplate Data				**115 V, 60 Hz: Low Voltage Connection**	
Rated Output (HP)			.75	**Full Load Torque**	2.25 LB-FT
Volts			115/230	**Start Configuration**	direct on line
Full Load Amps			6.1/3.1	**Breakdown Torque**	6.17 LB-FT
R.P.M.			1750	**Pull-up Torque**	5.27 LB-FT
Hz	60	**Phase**	1	**Locked-rotor Torque**	9.16 LB-FT
NEMA Design Code	N	**KVA Code**	L	**Starting Current**	59 A
Service Factor (S.F.)			1.25	**No-load Current**	2.04 A
NEMA Nom. Eff.	81.1	**Power Factor**	96	**Line-line Res. @ 25ºC**	1.1149 Ω A Ph 1.137 Ω B Ph
Rating - Duty			40C AMB-CONT	**Temp. Rise @ Rated Load**	78°C
S.F. Amps			7.7/3.8	**Temp. Rise @ S.F. Load**	103°C

Load Characteristics 115 V, 60 Hz, 0.75 HP

% of Rated Load	**25**	**50**	**75**	**100**	**125**	**150**	**S.F.**
Power Factor	77	91	94	95	96	96	96
Efficiency	60.5	76.7	81.9	83.3	82.5	80.7	82.5
Speed	1787.5	1776.9	1765.6	1752.7	1735.6	1718.2	1736
Line amperes	2.64	3.52	4.75	6.12	7.74	9.43	7.74

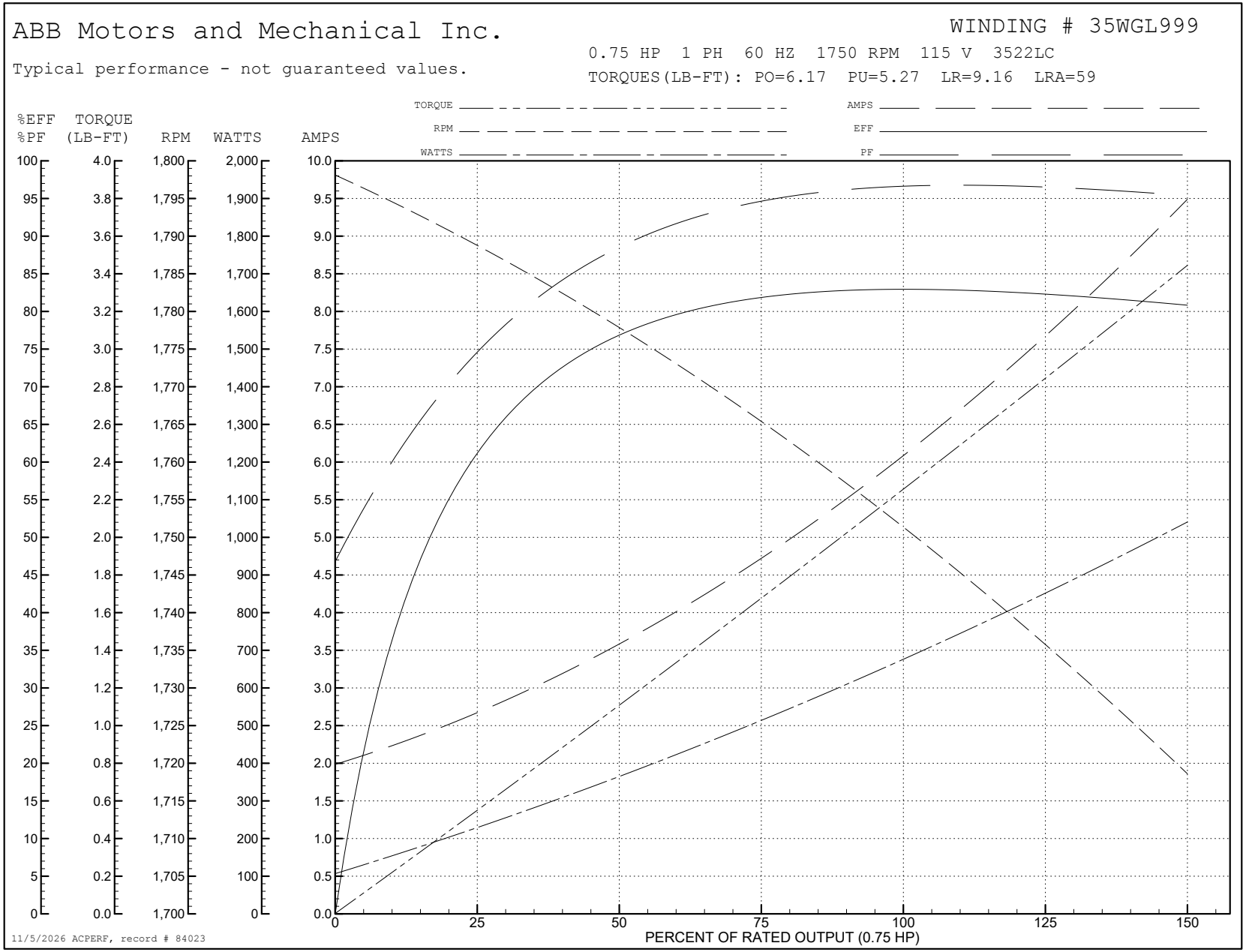
ABB Motors and Mechanical Inc.
WINDING # 35WGL999
0.75 HP 1 PH 60 HZ 1750 RPM 115 V 3522LC
Typical performance - not guaranteed values.
TORQUES(LB-FT): PO=6.17 PU=5.27 LR=9.16 LRA=59
TORQUE
RPM
WATTS
AMPS
EFF
PF
%EFF %PF
TORQUE (LB-FT)
RPM
WATTS
AMPS
PERCENT OF RATED OUTPUT (0.75 HP)
11/5/2026 ACPERF, record # 84023

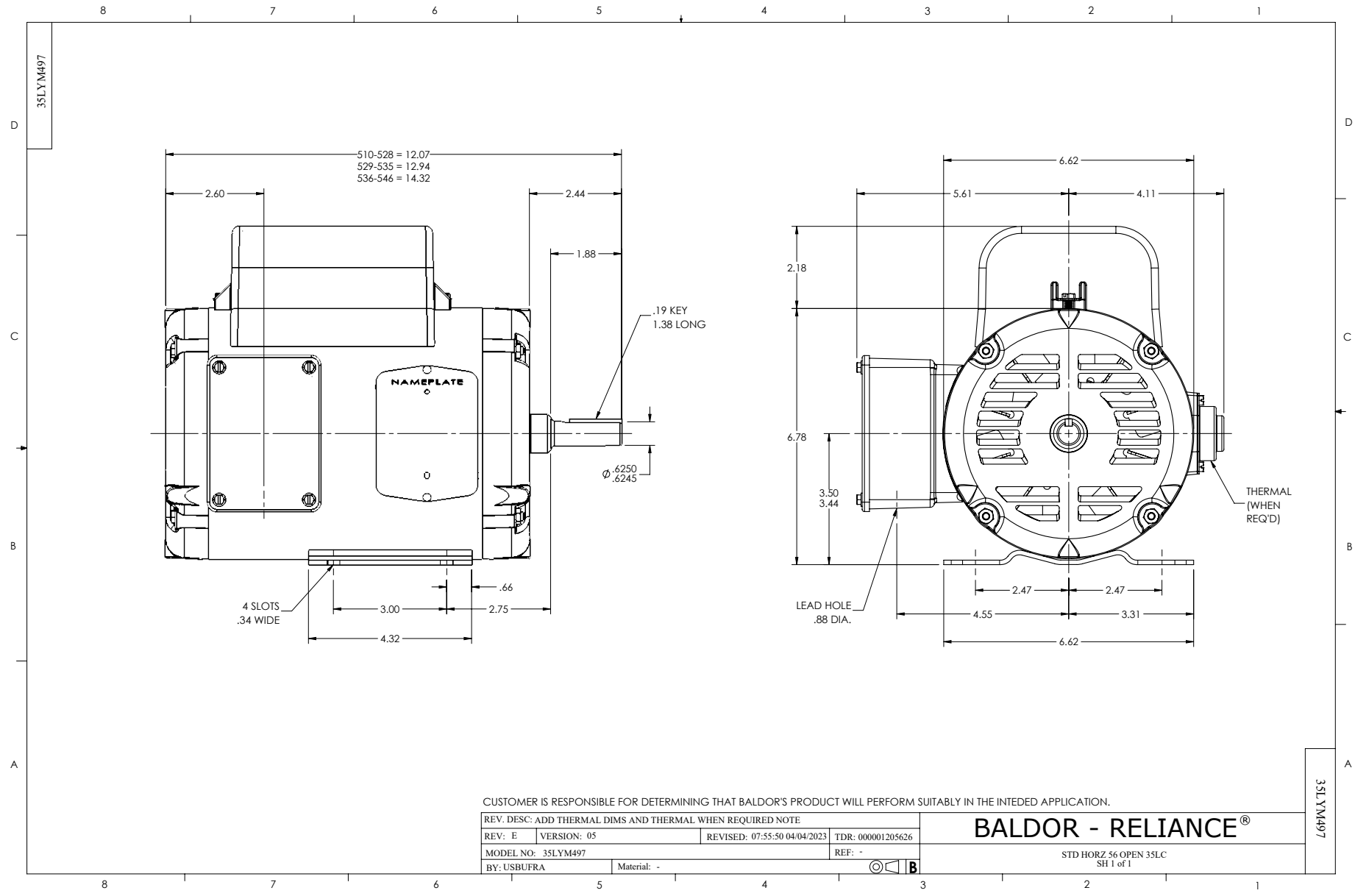
35LYM497
510-528 = 12.07
529-535 = 12.94
536-546 = 14.32
2.60
2.44
1.88
.19 KEY
1.38 LONG
NAMEPLATE
Ø .6250
.6245
4 SLOTS
.34 WIDE
.66
3.00
2.75
4.32
6.62
5.61
4.11
2.18
6.78
3.50
3.44
THERMAL
(WHEN
REQ'D)
LEAD HOLE
.88 DIA.
2.47
2.47
4.55
3.31
6.62
CUSTOMER IS RESPONSIBLE FOR DETERMINING THAT BALDOR'S PRODUCT WILL PERFORM SUITABLY IN THE INTEDED APPLICATION.
REV. DESC: ADD THERMAL DIMS AND THERMAL WHEN REQUIRED NOTE
REV: E
VERSION: 05
REVISED: 07:55:50 04/04/2023
TDR: 000001205626
MODEL NO: 35LYM497
REF: -
BY: USBUFRA
Material: -
B
BALDOR - RELIANCE®
STD HORZ 56 OPEN 35LC
SH 1 of 1
35LYM497

CD0055

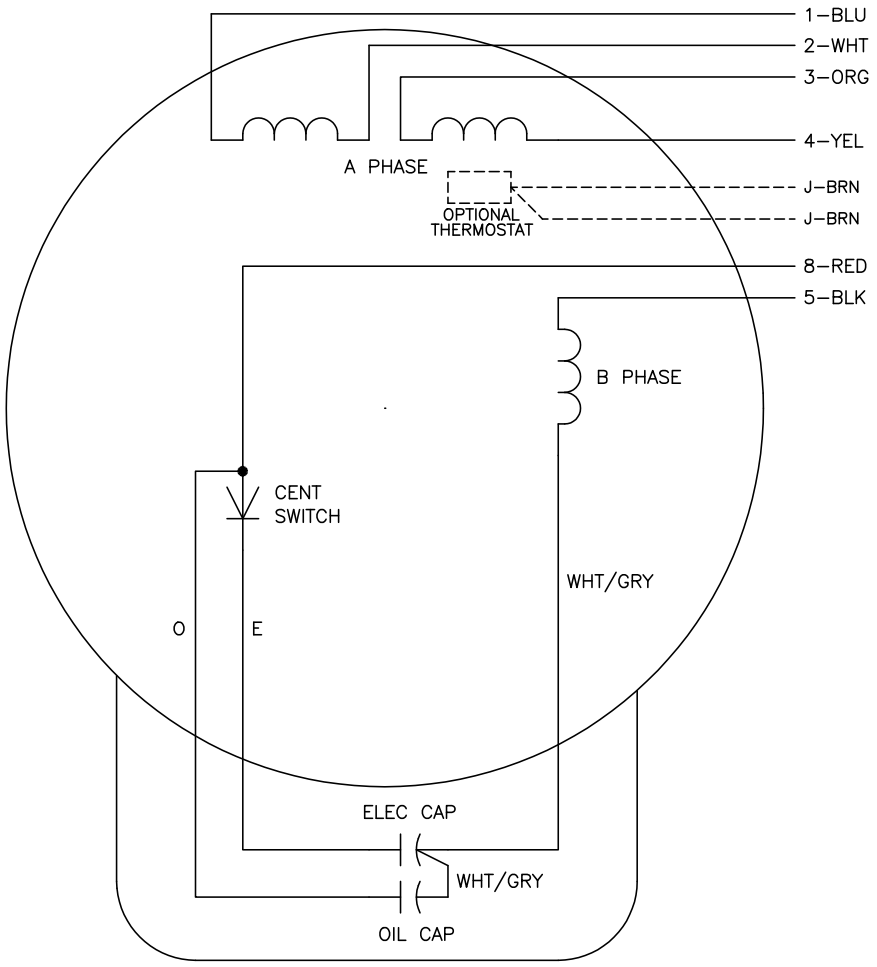

	LINE A	LINE B	JOIN
HIGH STD	1	4,5	2,3,8
HIGH OPP	1	4,8	2,3,5
LOW STD	1,3,8	2,4,5	–
LOW OPP	1,3,5	2,4,8	–

NOTES:

1. STANDARD ROTATION IS CCW FACING END OPPOSITE SHAFT EXTENSION.
2. OPTIONAL THERMOSTAT IS PROVIDED WHEN SPECIFIED.
3. MULTIPLE CAPACITORS ARE CONNECTED IN PARALLEL UNLESS OTHERWISE SPECIFIED.
4. LEAD COLORS ARE OPTIONAL. LEADS MUST ALWAYS BE NUMBERED AS SHOWN.

CD0055

REV. DESC: REVISE TO SHOW OPTIONAL COLORS			BALDOR ELECTRIC Co.
REV. LTR: D	BY: JLP	REVISED: 04/08/99 1:17	TDR: 0178636
CD0055		FILE: AAA00007414	MDL: –
		MTL: –	TYPE LC, DV, REV, 6 LEADS