ABB BALDOR RELIANCE

Customer information packet

VEM3713T-5

15HP, 3500RPM, 3PH, 60HZ, 215TC, 3752M, TEFC, F
Class - None
Division - Not Applicable

Copyright © All product information within this document is subject to ABB Motors and Mechanical Inc. copyright © protection, unless otherwise noted.
11/5/2026 4:15:22 PM

Specifications

Enclosure	TEFC
Frame	215TC
Frame Material	Steel
Frequency	60.00 Hz
Haz Area Class and Group	None
Haz Area Division	Not Applicable
Motor Letter Type	Three Phase
Output @ Frequency	15.000 HP @ 60 HZ
Phase	3
Synchronous Speed @ Frequency	3600 RPM @ 60 HZ
Voltage @ Frequency	575.0 V @ 60 HZ
Agency Approvals	NEMA PREMIUM (OLD LOGO) CURUSEEV NEMA PREMIUM
Ambient Temperature	40 °C
Auxiliary Box	NO AUXILLARY BOX
Auxiliary Box Lead Termination	None
Base Indicator	No Mounting
Bearing Grease Type	Polyrex EM (-20F +300F)
Blower	None
Current @ Voltage	13.600 A @ 575.0 V
Design Code	A
Drip Cover	No Drip Cover
Duty Rating	CONT
Efficiency @ 100% Load	91.0 %
Electrically Isolated Bearing	Not Electrically Isolated
Feedback Device	NO FEEDBACK
Front Face Code	Standard
Front Shaft Indicator	None
Heater Indicator	No Heater
High Voltage Full Load Amps	13.6 a
Insulation Class	F

Part Detail

Revision	J
Type	AC
Mech. spec.	37H329
Base	
Status	PRD/A
Elec. spec.	37WGR248
Layout	37LYH329
Eff. date	05-02-2024
CD Diagram	CD0006
Poles	02
Leads	3#14
Proprietary	False
Created date	03-01-2012

Inverter Code	Inverter Ready
KVA Code	J
Lifting Lugs	Standard Lifting Lugs
Locked Bearing Indicator	Locked Bearing
Motor Lead Exit	Ko Box
Motor Lead Quantity/Wire Size	3 @ 14 AWG
Motor Lead Termination	Flying Leads
Motor Standards	NEMA
Motor Type	3752M
Mounting Arrangement	F1
Number of Poles	2
Overall Length	21.26 IN
Power Factor	89
Product Family	General Purpose
Pulley End Bearing Type	Ball
Pulley Face Code	C-Face
Pulley Shaft Indicator	Standard
Rodent Screen	None
Service Factor	1.15
Shaft Diameter	1.375 IN
Shaft Extension Location	Pulley End
Shaft Ground Indicator	No Shaft Grounding
Shaft Rotation	Reversible
Shaft Slinger Indicator	No Slinger
Speed	3500 rpm
Speed Code	Single Speed
Starting Method	Direct on line
Thermal Device - Bearing	None
Thermal Device - Winding	None
Vibration Sensor Indicator	No Vibration Sensor
Winding Thermal 1	None
Winding Thermal 2	None

Nameplate

NP3441L									
CAT.NO.	VEM3713T-5								
SPEC.	37H329R248G1								
HP	15								
VOLTS	575								
AMP	13.6								
RPM	3500								
FRAME	215TC	**HZ**	60			**PH**	3		
SER.F.	1.15	**CODE**	J	**DES**	A	**CL**	F		
NEMA-NOM-EFF	91	**PF**	89						
RATING	40C AMB-CONT								
CC	010A								
DE	6307	**ODE**	6206						
ENCL	TEFC	**SN**							
VPWM INVERTER READY									
CT6-60H(10:1)VT3-60H(20:1									

AC Induction Motor Performance Data
Record # 37489
Typical performance - not guaranteed values

Winding: 37WGR248-R001	**Type:** 3752M	**Enclosure:** TEFC

Nameplate Data				**575 V, 60 Hz: Single Voltage Motor**	
Rated Output (HP)			15	**Full Load Torque**	22.1 LB-FT
Volts			575	**Start Configuration**	direct on line
Full Load Amps			13.6	**Breakdown Torque**	104 LB-FT
R.P.M.			3500	**Pull-up Torque**	40.3 LB-FT
Hz	60	**Phase**	3	**Locked-rotor Torque**	57.8 LB-FT
NEMA Design Code	A	**KVA Code**	J	**Starting Current**	120 A
Service Factor (S.F.)			1.15	**No-load Current**	4.44 A
NEMA Nom. Eff.	91	**Power Factor**	89	**Line-line Res. @ 25ºC**	0.702 Ω
Rating - Duty			40C AMB-CONT	**Temp. Rise @ Rated Load**	67°C
S.F. Amps				**Temp. Rise @ S.F. Load**	82°C
				Locked-rotor Power Factor	30
				Rotor inertia	0.474 LB-FT2

Load Characteristics 575 V, 60 Hz, 15 HP

% of Rated Load	**25**	**50**	**75**	**100**	**125**	**150**	**S.F.**
Power Factor	56	77	85	89	90	90	90
Efficiency	86.8	91.1	92	91.9	91	90	91.4
Speed	3579	3558	3534	3510	3485	3456	3495
Line amperes	5.36	7.63	10.6	13.6	16.9	20.5	15.6

ABB Motors and Mechanical Inc.

WINDING # 37WGR248

15 HP 3 PH 60 HZ 3500 RPM 575 V 3752M

Typical performance - not guaranteed values.

TORQUES(LB-FT): PO=104 PU=40.3 LR=57.8 LRA=120

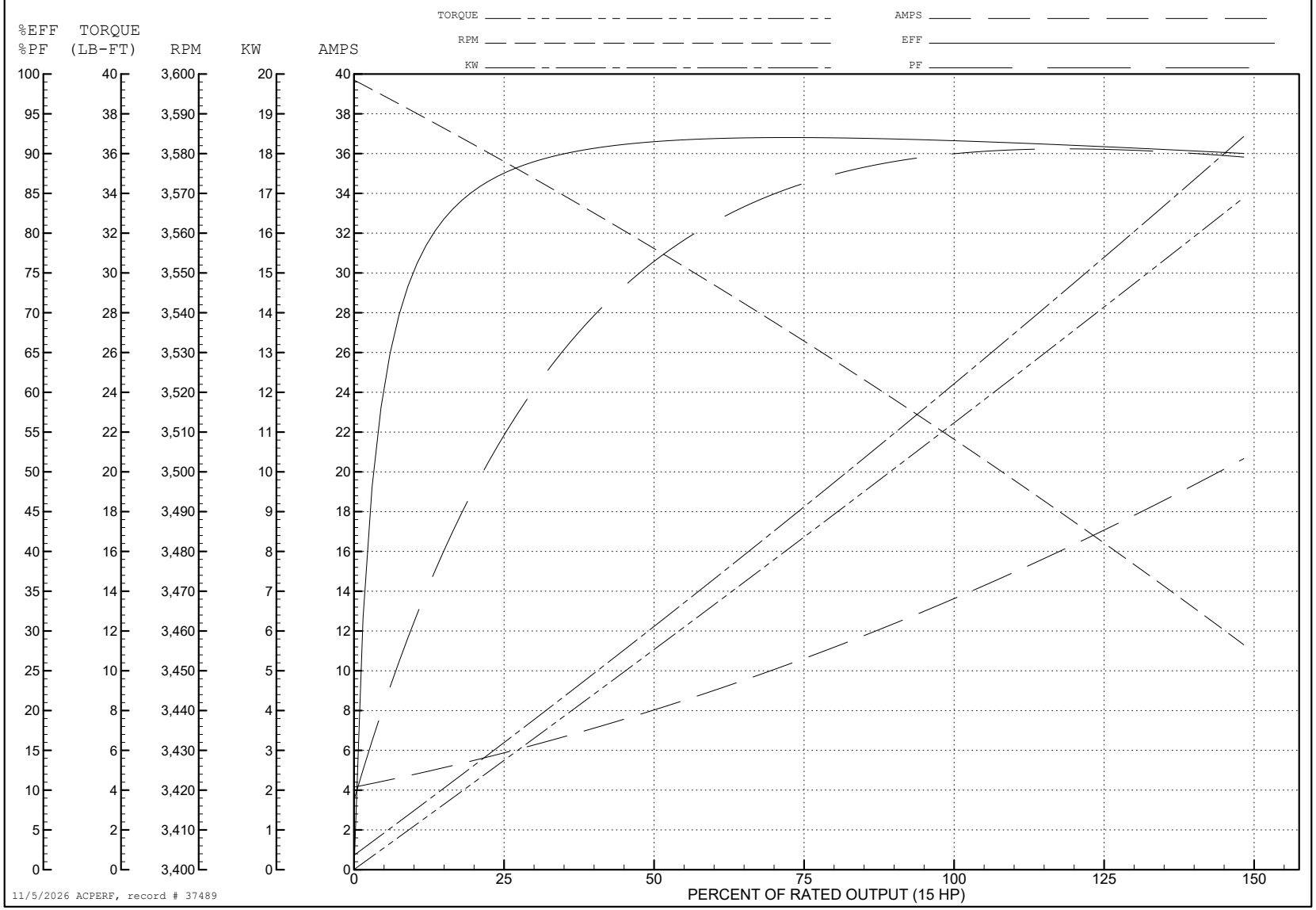

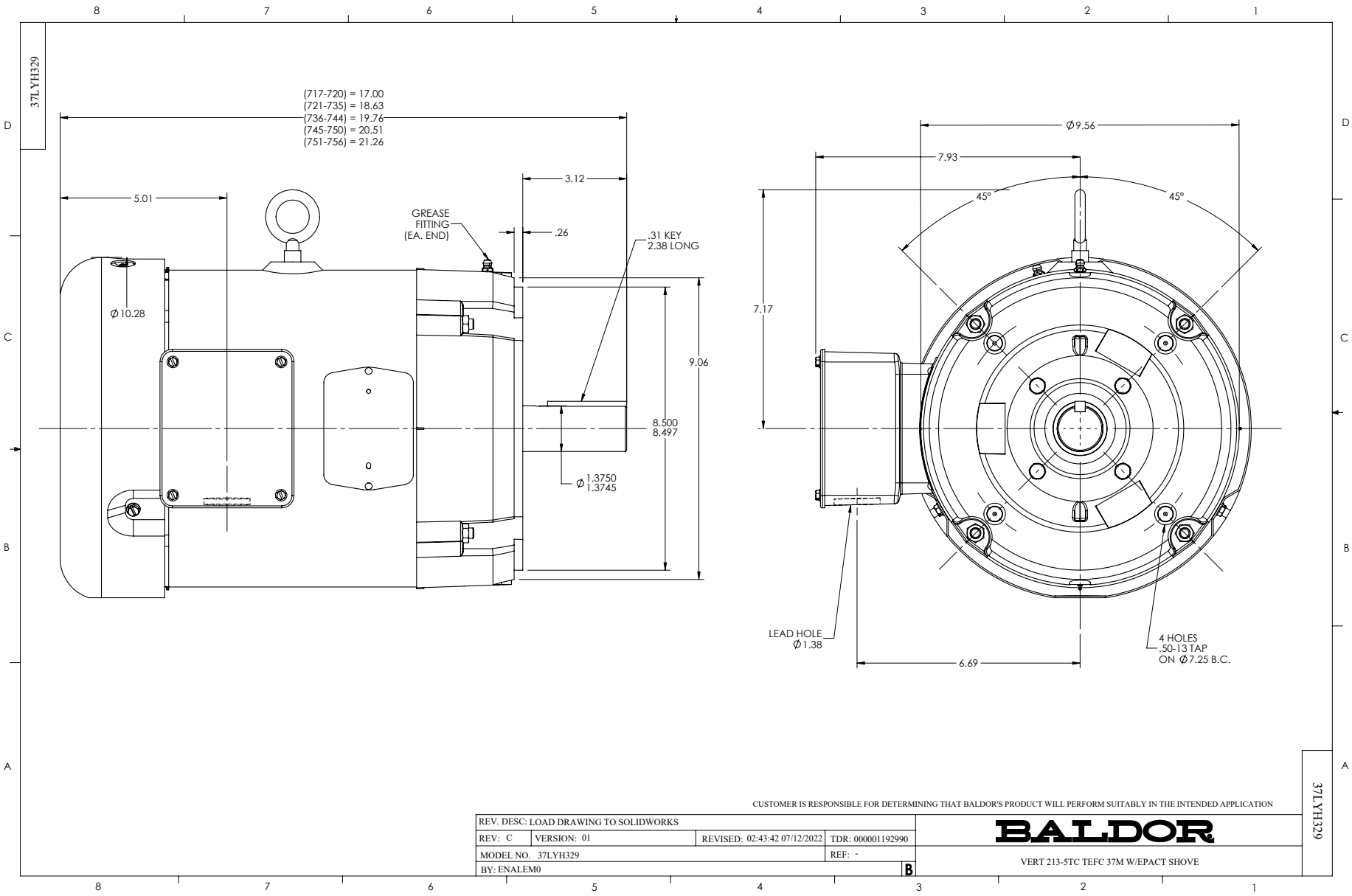
37LYH329
(717-720) = 17.00
(721-735) = 18.63
(736-744) = 19.76
(745-750) = 20.51
(751-756) = 21.26
5.01
3.12
.26
GREASE FITTING (EA. END)
.31 KEY 2.38 LONG
Ø10.28
9.06
8.500
8.497
Ø 1.3750
1.3745
Ø9.56
7.93
45°
45°
7.17
LEAD HOLE Ø1.38
6.69
4 HOLES .50-13 TAP ON Ø7.25 B.C.
CUSTOMER IS RESPONSIBLE FOR DETERMINING THAT BALDOR'S PRODUCT WILL PERFORM SUITABLY IN THE INTENDED APPLICATION
REV. DESC: LOAD DRAWING TO SOLIDWORKS
REV: C
VERSION: 01
REVISED: 02:43:42 07/12/2022
TDR: 000001192990
MODEL NO. 37LYH329
REF: -
BY: ENALEM0
B
BALDOR
VERT 213-5TC TEFC 37M W/EPACT SHOVE
37LYH329

CD0006

TYPICAL WYE–CONNECTED MOTOR

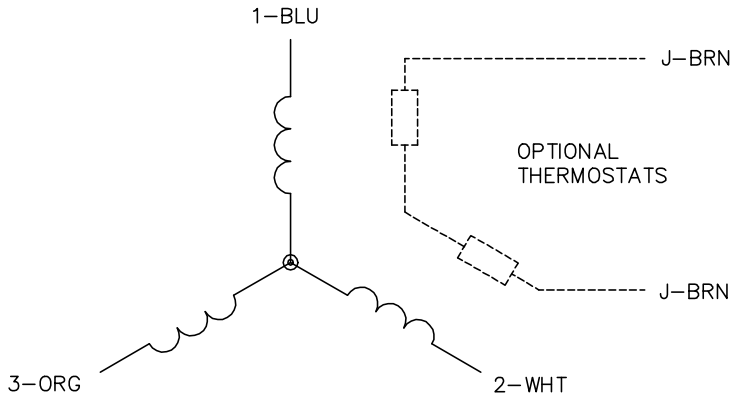

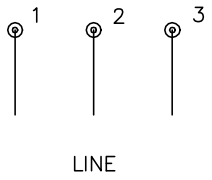

TYPICAL DELTA–CONNECTED MOTOR

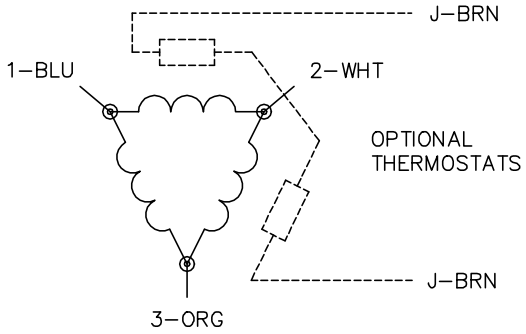

NOTES:

1. THREE LEAD MOTOR MAY BE EITHER WYE CONNECTED OR DELTA CONNECTED.
2. INTERCHANGE ANY TWO LINE LEADS TO REVERSE ROTATION.
3. OPTIONAL THERMOSTATS ARE PROVIDED WHEN SPECIFIED.
4. ACTUAL NUMBER OF INTERNAL PARALLEL CIRCUITS MAY VARY.
5. LEAD COLORS ARE OPTIONAL. LEADS MUST BE NUMBERED AS SHOWN.

CD0006

REV. DESC: ADD CLASS CONN00000007			BALDOR - RELIANCE®
REV. LTR: E	VERSION: 01	TDR: 000001099922	
FILE: \AAA\00005\141	REVISED: 10:24:49 02/19/2019	BY: ENBRIR0	3PH, SV, 3 LEADS, WYE OR DELTA CONNECTED
MTL: –			SH 1 of 1