ABB BALDOR RELIANCE

Customer information packet

CXL18242T

2HP, 1750RPM, 1PH, 60HZ, 184TC, 3634L, XPFC, F1
Class - CLI GP D; CLII GP F,G
Division - Division I

Copyright © All product information within this document is subject to ABB Motors and Mechanical Inc. copyright © protection, unless otherwise noted.
11/5/2026 10:57:22 AM

Specifications

Enclosure	XPFC
Frame	184TC
Frame Material	Steel
Frequency	60.00 Hz
Haz Area Class and Group	CLI GP D; CLII GP F,G
Haz Area Division	Division I
Motor Letter Type	Cap Start, Induction Run
Output @ Frequency	2.000 HP @ 60 HZ
Phase	1
Synchronous Speed @ Frequency	1800 RPM @ 60 HZ
Voltage @ Frequency	230.0 V @ 60 HZ
	115.0 V @ 60 HZ
	208.0 V @ 60 HZ
Agency Approvals	CSA
	UL
Ambient Temperature	40 °C
Auxiliary Box	NO AUXILLARY BOX
Auxiliary Box Lead Termination	None
Base Indicator	Rigid
Bearing Grease Type	Polyrex EM (-20F +300F)
Blower	None
Current @ Voltage	11.000 A @ 230.0 V
	11.600 A @ 208.0 V
	22.000 A @ 115.0 V
Design Code	L
Drip Cover	No Drip Cover
Duty Rating	CONT
Efficiency @ 100% Load	75.0 %
Electrically Isolated Bearing	Not Electrically Isolated
Feedback Device	NO FEEDBACK
Haz Area Temp Code	T3C
Heater Indicator	No Heater

Part Detail

Revision	E
Type	AC
Mech. spec.	
Base	
Status	PRD/A
Elec. spec.	36WG0203
Layout	36LY-000-114
Eff. date	02-22-2024
CD Diagram	CD0001
Poles	04
Leads	4#14 A PH,2#16 B PH
Proprietary	False
Created date	04-07-2021

High Voltage Full Load Amps	11.0 a
Insulation Class	F
IP Rating	NONE
KVA Code	H
Lifting Lugs	No Lifting Lugs
Locked Bearing Indicator	Locked Bearing
Motor Lead Termination	Flying Leads
Motor Standards	NEMA
Motor Type	3634L
Mounting Arrangement	F1
Number of Poles	4
Overall Length	18.86 IN
Power Factor	81
Product Family	General Purpose
Pulley Face Code	C-Face
Rodent Screen	None
RoHS Status	ROHS NON-COMPLIANT
Service Factor	1.15
Shaft Diameter	1.125 IN
Shaft Ground Indicator	No Shaft Grounding
Shaft Rotation	Reversible
Speed	1730 rpm
Speed Code	Single Speed
Starting Method	Direct on line
Thermal Device - Bearing	None
Thermal Device - Winding	Normally Closed Thermostat
Vibration Sensor Indicator	No Vibration Sensor
Winding Thermal 1	None
Winding Thermal 2	None

Nameplate

NP1426XPSL							
NO.		**CC**					
SER.							
SPEC.	36-0000-0505						
CAT.NO.	CXL18242T						
HP	2	**T. CODE**	T3C				
VOLTS	115/208-230						
AMPS	22/11.6-11						
RPM	1730						
HZ	60	**PH**	1	**CL**	F		
SER.F.	1.15	**DES**	L	**CODE**	H		
RATING	40C AMB-CONT						
FRAME	184TC	**NEMA-NOM-EFF**	75				
		PF	81				
BLANK	NEMA MG-1 PART 5, IP54						

AC Induction Motor Performance Data
Record # 93614
Typical performance - not guaranteed values

Winding: 36WG0203-R016	**Type:** 3634L	**Enclosure:** XPFC

Nameplate Data				**230 V, 60 Hz: High Voltage Connection**	
Rated Output (HP)			2	**Full Load Torque**	6 LB-FT
Volts			115/208-230	**Start Configuration**	direct on line
Full Load Amps			22/11.6-11	**Breakdown Torque**	14.5 LB-FT
R.P.M.			1730	**Pull-up Torque**	13 LB-FT
Hz	60	**Phase**	1	**Locked-rotor Torque**	16.6 LB-FT
NEMA Design Code	L	**KVA Code**	H	**Starting Current**	61 A
Service Factor (S.F.)			1.15	**No-load Current**	6.5 A
NEMA Nom. Eff.	75	**Power Factor**	81	**Line-line Res. @ 25ºC**	0.244 Ω A Ph 0.632 Ω B Ph
Rating - Duty			40C AMB-CONT	**Temp. Rise @ Rated Load**	70°C
S.F. Amps				**Temp. Rise @ S.F. Load**	82°C

Load Characteristics 230 V, 60 Hz, 2 HP

% of Rated Load	**25**	**50**	**75**	**100**	**125**	**150**	**S.F.**
Power Factor	40	58	69	76	80	81	78
Efficiency	63.1	72.3	74.3	75	72	68.3	73.2
Speed	1783	1769	1753	1733	1711	1689	1720
Line amperes	7	8.05	9.7	11	13.9	16.2	12.7

ABB Motors and Mechanical Inc.

WINDING # 36WG0203

2 HP 1 PH 60 HZ 1730 RPM 230 V 3634L

Typical performance - not guaranteed values.

TORQUES(LB-FT): PO=14.5 PU=13 LR=16.6 LRA=61

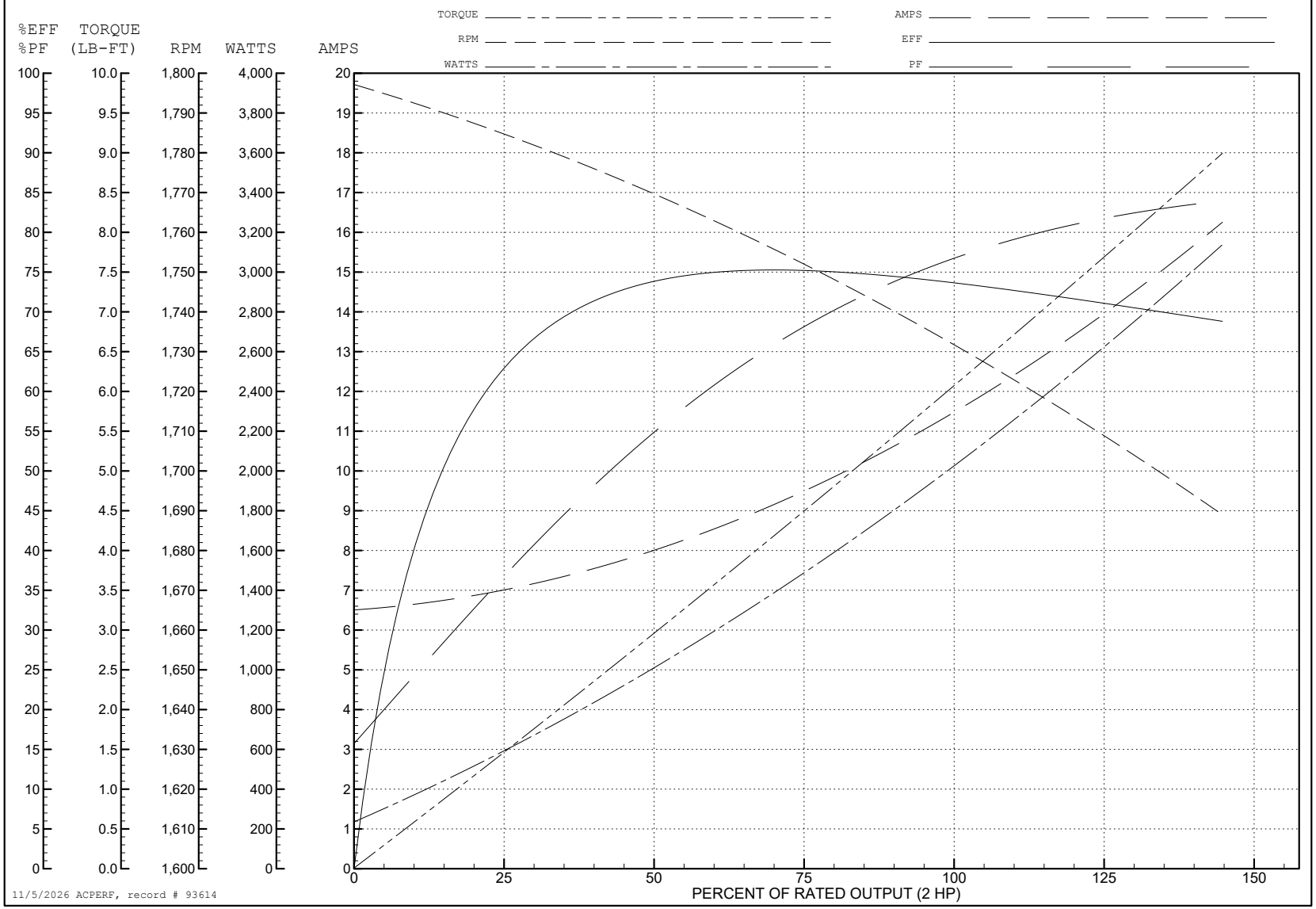

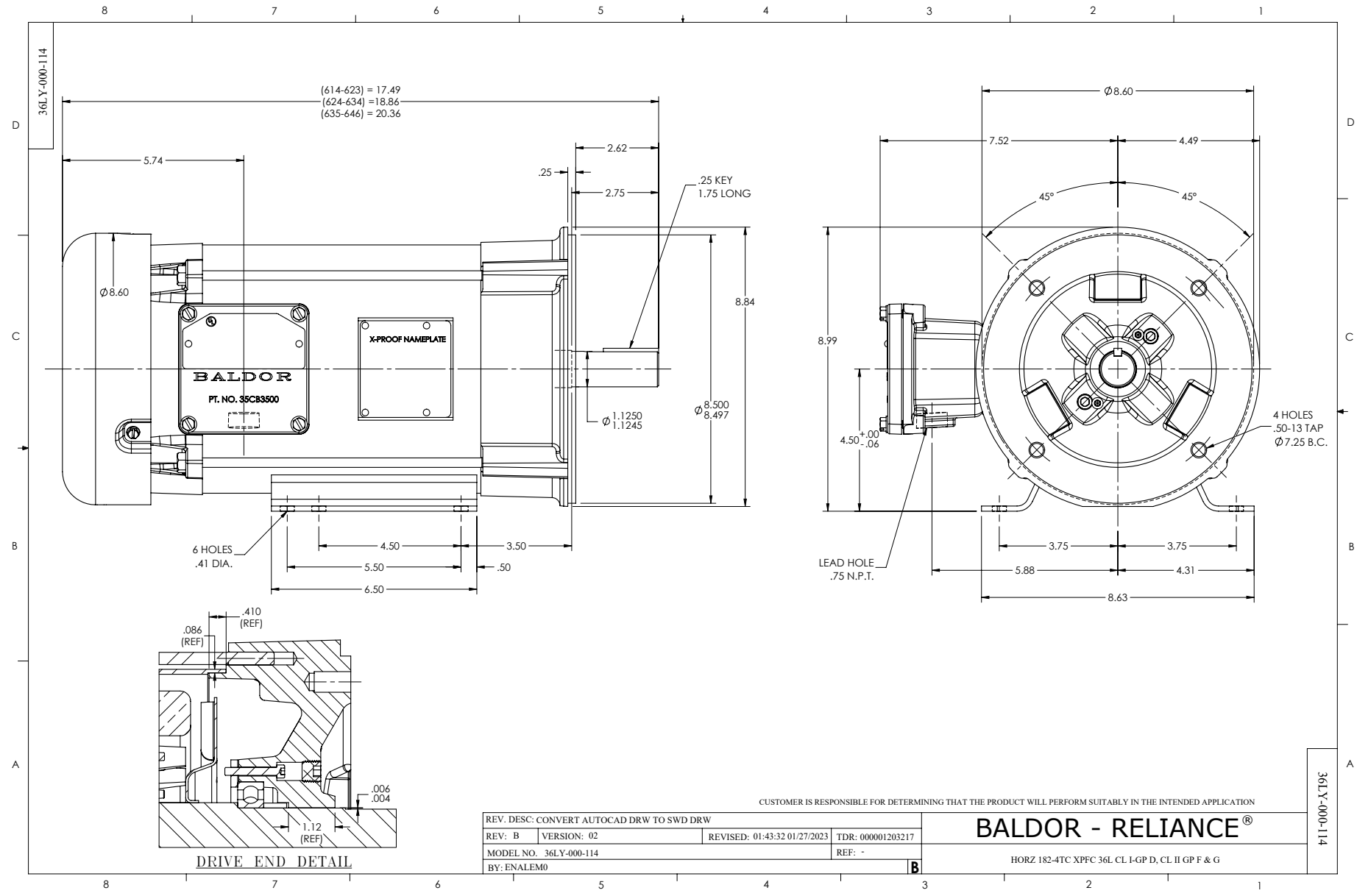
36LY-000-114
(614-623) = 17.49
(624-634) =18.86
(635-646) = 20.36
5.74
2.62
.25
2.75
.25 KEY
1.75 LONG
Ø8.60
8.84
X-PROOF NAMEPLATE
BALDOR
PT. NO. 35CB3500
Ø1.1250
1.1245
Ø8.500
8.497
6 HOLES
.41 DIA.
4.50
3.50
5.50
.50
6.50
Ø8.60
7.52
4.49
45°
45°
8.99
4.50 +.00 -.06
4 HOLES
.50-13 TAP
Ø7.25 B.C.
LEAD HOLE
.75 N.P.T.
3.75
3.75
5.88
4.31
8.63
.410
(REF)
.086
(REF)
.006
.004
1.12
(REF)
DRIVE END DETAIL
CUSTOMER IS RESPONSIBLE FOR DETERMINING THAT THE PRODUCT WILL PERFORM SUITABLY IN THE INTENDED APPLICATION
REV. DESC: CONVERT AUTOCAD DRW TO SWD DRW
REV: B
VERSION: 02
REVISED: 01:43:32 01/27/2023
TDR: 000001203217
MODEL NO. 36LY-000-114
REF: -
BY: ENALEM0
B
BALDOR - RELIANCE®
HORZ 182-4TC XPFC 36L CL I-GP D, CL II GP F & G
36LY-000-114

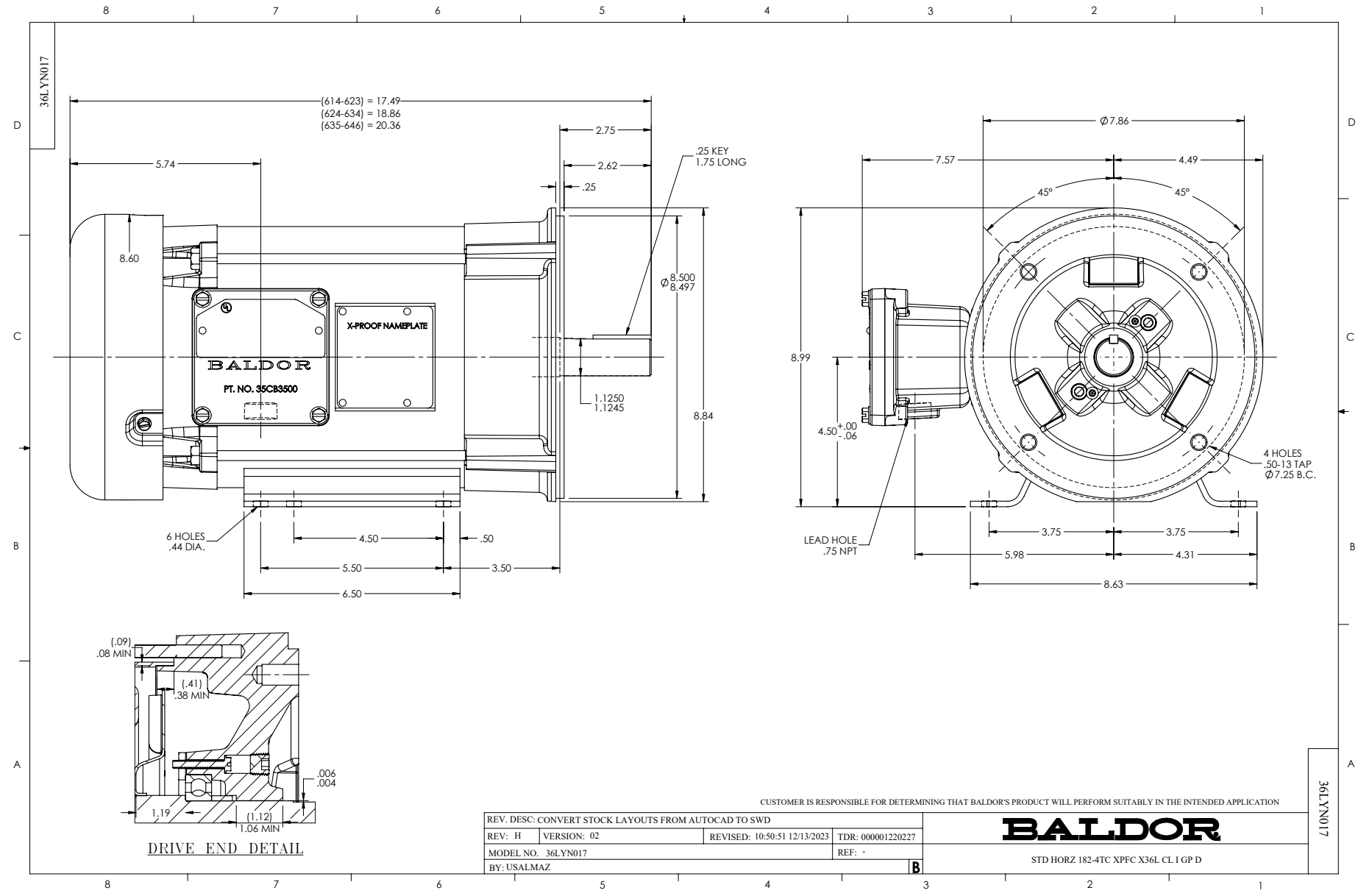
36LYN017
(614-623) = 17.49
(624-634) = 18.86
(635-646) = 20.36
5.74
2.75
2.62
.25
.25 KEY
1.75 LONG
8.60
Ø 8.500
8.497
X-PROOF NAMEPLATE
BALDOR
PT. NO. 35CB3500
1.1250
1.1245
8.84
6 HOLES
.44 DIA.
4.50
.50
5.50
3.50
6.50
Ø7.86
7.57
4.49
45°
45°
8.99
4.50 +.00 -.06
4 HOLES
.50-13 TAP
Ø7.25 B.C.
LEAD HOLE
.75 NPT
3.75
3.75
5.98
4.31
8.63
(.09)
.08 MIN
(.41)
.38 MIN
.006
.004
1.19
(1.12)
1.06 MIN
DRIVE END DETAIL
CUSTOMER IS RESPONSIBLE FOR DETERMINING THAT BALDOR'S PRODUCT WILL PERFORM SUITABLY IN THE INTENDED APPLICATION
REV. DESC: CONVERT STOCK LAYOUTS FROM AUTOCAD TO SWD
REV: H
VERSION: 02
REVISED: 10:50:51 12/13/2023
TDR: 000001220227
MODEL NO. 36LYN017
REF: -
BY: USALMAZ
B
BALDOR
STD HORZ 182-4TC XPFC X36L CL I GP D
36LYN017

CD0001

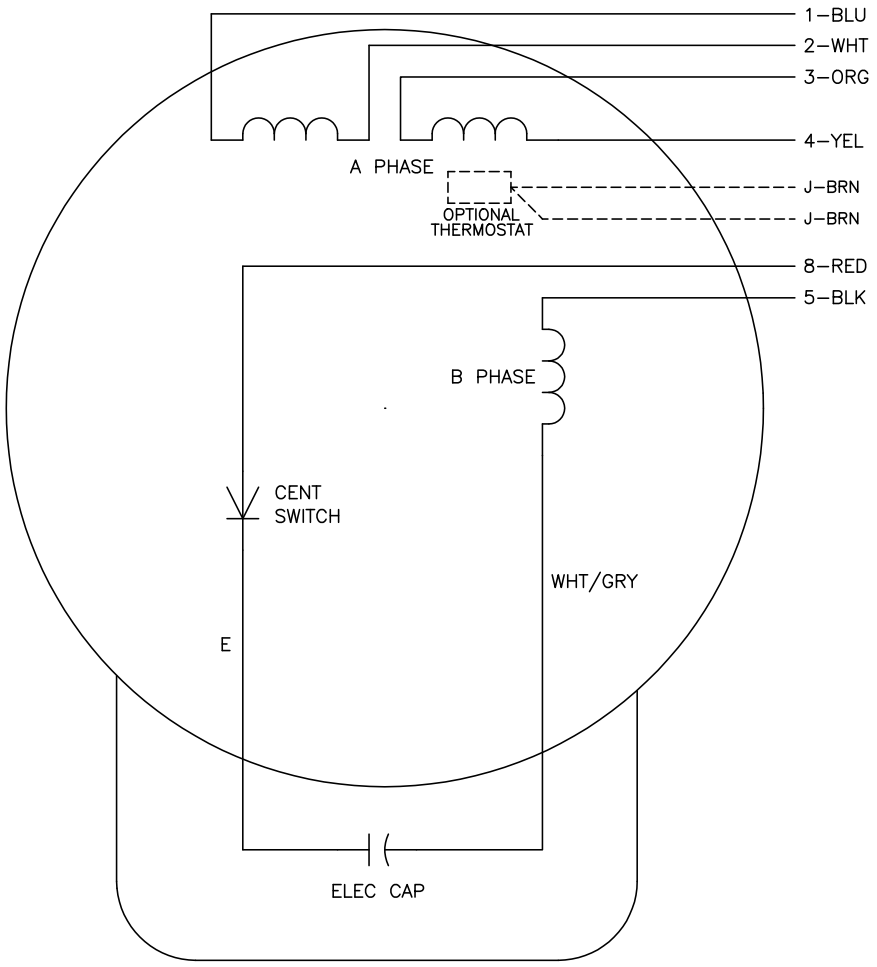

	LINE A	LINE B	JOIN
HIGH STD	1	4,5	2,3,8
HIGH OPP	1	4,8	2,3,5
LOW STD	1,3,8	2,4,5	–
LOW OPP	1,3,5	2,4,8	–

NOTES:

1. STANDARD ROTATION IS CCW FACING END OPPOSITE SHAFT EXTENSION.
2. OPTIONAL THERMOSTAT IS PROVIDED WHEN SPECIFIED.
3. MULTIPLE CAPACITORS ARE CONNECTED IN PARALLEL UNLESS OTHERWISE SPECIFIED.
4. LEAD COLORS ARE OPTIONAL. LEADS MUST ALWAYS BE NUMBERED AS SHOWN.

CD0001

REV. DESC: REVISE TO SHOW OPTIONAL COLORS			BALDOR ELECTRIC Co.
REV. LTR: D	BY: JLP	REVISED: 04/08/99 1:16	TDR: 0178636
CD0001		FILE: AAA00007405	MDL: –
		MTL: –	TYPE L, DV, REV, 6 LEADS