
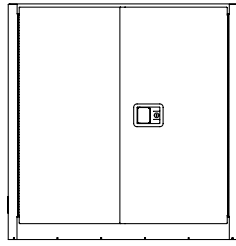

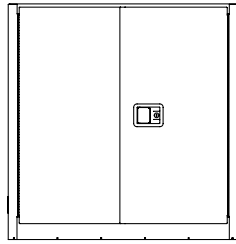




30-Gallon Manual Closing Doors



Model No.	SC30-MC-Y,-R,-B,-G,-PL
Color	Yellow (-Y), Red (-R), Green (-G), Blue (-B), Platinum (-PL)
Material Specifications	Cold Rolled Steel
Verification	Factory-Verified to UL 1275 Flammable Liquid Storage Performance Criteria
OSHA & NFPA 30	Yes
Door Style	Double Door Manual Close
UPC	033983097583 (Y) 033983097606 (B) 033983097620 (PL) 033983097590 (R) 033983097613 (G)
Dimensions, Exterior	43" W x 18" D x 44" H
Dimensions, Interior	39.8" W x 14.7" D x 39.2" H
Number of Doors	2
Number of Shelves	1
Lock	Keyed Cam Lock
Capacity	125 lbs. Per Shelf
Cubic Feet Capacity	13.32
Shelf Depth	14.723"
Net Weight, lbs.	215
Net Weight, kgs.	98
Adjustable Shelves	Yes
Warranty	10 Yr. Structural- Free After Fire Replacement Guarantee



Model No.	SC30-AC-Y,-R,-B,-G,-PL
Color	Yellow (-Y), Red (-R), Green (-G), Blue (-B), Platinum (-PL)
Material Specifications	Cold Rolled Steel
Verification	Factory-Verified to UL 1275 Flammable Liquid Storage Performance Criteria
OSHA & NFPA 30	Yes
Door Style	Double Door Auto Close
UPC	033983097637 (Y) 033983098573 (B) 033983098597 (PL) 033983098603 (R) 033983098580 (G)
Dimensions, Exterior	43" W x 18" D x 44" H
Dimensions, Interior	39.8" W x 14.7" D x 39.2" H
Number of Doors	2
Number of Shelves	1
Lock	Keyed Cam Lock
Capacity	125 lbs. Per Shelf
Cubic Feet Capacity	13.32
Shelf Depth	14.723"
Net Weight, lbs.	215
Net Weight, kgs.	98
Adjustable Shelves	Yes
Warranty	10 Yr. Structural- Free After Fire Replacement Guarantee