



Shown actual size: Maestro dimmer and 1-gang Claro wallplate in White (WH).





### Product family features

- True multi-location dimming from every location
- Tap on to favorite level; tap off; tap twice for full on
- Touch rocker to adjust light level
- LEDs indicate light level and glow softly in the dark as a locator light
- Delayed off provides light as you exit the room
- Line frequency compensation maintains stable light levels, despite power line frequency and voltage variations
- Programming allows customized functions
- **eco-dim®**, **eco-minder™** and **eco-timer** models available
- Mechanical air-gap to disconnect load power
- 100% factory tested
- Coordinating Claro®, Satin Colors® and Stainless Steel wallplates only available separately
- Custom engraving available for wallplates, see pg. 155

### Control types

-  Single-pole (one location)
-  Multi-location dimming from every location (up to ten locations)

### Direct load type compatibility

-  Incandescent/halogen lighting
-  Magnetic low-voltage lighting
-  Electronic low-voltage lighting
-  Fluorescent lighting
-  LED lighting
-  Ceiling fans
-  Ceiling fan/lights

### Load type requiring load interface

Lighting load interfaces may be applicable for some load type, voltage and capacity combinations.

For additional information, see pg. 174.

**Available finishes**

Use **BOLD** color code in model number (Example: MA-600-**BR**)

Gloss finishes\*



**WH**  
White



**LA**  
Light Almond



**AL**  
Almond



**IV**  
Ivory



**GR**  
Gray



**BR**  
Brown



**BL**  
Black

Satin finishes\*



**SW**  
Snow



**LS**  
Limestone



**BI**  
Biscuit



**ES**  
Eggshell



**PD**  
Palladium



**TP**  
Taupe



**ST**  
Stone



**BG**  
Bluestone



**PL**  
Plum



**SG**  
Sea Glass



**TQ**  
Turquoise



**GS**  
Goldstone



**DS**  
Desert Stone



**GB**  
Greenbriar



**MS**  
Mocha Stone



**TC**  
Terracotta



**SI**  
Sienna



**HT**  
Hot



**MR**  
Merlot



**MN**  
Midnight



**SS**  
Stainless Steel

\*Coordinating wallplates only available separately. For wallplate information, see pg. 160.

Stainless Steel wallplate includes black plastic trim/adaptor, visible from side. Match with separate Black (BL) or Midnight (MN) controls.

## Fan and fan/light controls

### Digital fan controls



- Multi-location, fan only
- Controls up to four fans
- One canopy module included, order one canopy module (CM-FQ1) for each additional fan controlled, see pg. 57
- 7-quiet fan speeds, plus off
- Designed to prevent motor hum

### Fan/light controls



#### Dimmer (top)

- Tap on to favorite light level; tap off
- Tap twice for full on
- Touch rocker to adjust light level

#### Fan control (bottom)

- Tap on to favorite fan speed; tap off
- Touch rocker to adjust fan speed
- 7-quiet fan speeds, plus off, provide enhanced comfort
- Designed to prevent motor hum

### Canopy modules (fan mounted)



- For use only in multi-fan applications with MA-FQ4FM, see pg. 57
- Order one canopy module for each additional fan controlled
- Use up to three additional fan-mounted canopy modules for up to four fans total (controlled as one group)

## Companion fan and fan/light controls

### Companion fan controls



- For use with multi-location control, use up to two companion fan controls with one Maestro digital fan control

### Companion fan/light controls



- For use with multi-location control, use up to two companion controls with one Maestro multi-location fan/light control

**Fan control and fan/light control  
model numbers**

 **Fan controls**

**Digital fan controls—quiet 7-speed**

Multi-location	MA-FQ4FM- <b>CC</b> <sup>1</sup>
120V, up to 4 canopy modules (1 A each)	

Multi-location package	MA-FQ3- <b>CC</b> <sup>1</sup>
120V, up to 4 canopy modules (1 A each)	

All above include one wall-mounted fan control and one fan-mounted canopy module. Wallplates sold separately.

Multi-location package (MA-FQ3-) also includes companion fan control (MA-AFQ4). Wallplates sold separately.

No derating required if ganged.

**Canopy modules (fan-mounted)**

Canopy module	CM-FQ1
120V 1 A	

All Maestro fan controls and fan/light controls include one canopy module for control of one fan. One additional canopy module (CM-FQ1) required for each additional fan—up to one fan total.

 **Fan/light controls**

**Fan/light control—quiet 7-speed**

Single-pole	MA-LFQHW- <b>CC</b> <sup>3</sup>
120V 300W light (top)	

Incandescent/halogen	
1 canopy module for up to 1 A fan (bottom)	

Multi-location	MA-LFQM- <b>CC</b> <sup>1</sup>
120V 300W light (top)	

Incandescent/halogen	
1 canopy module for up to 1 A fan (bottom)	

All above include the necessary wall-mounted fan/light control and one fan-mounted canopy module.

Single-pole model includes wallplate.

Multi-location model may be used with up to two companion fan/light controls (MA-ALFQ35-), see pg. 66. Wallplates sold separately.

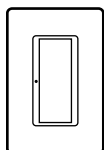
No derating required if ganged.

**CC**<sup>1</sup>: Gloss and Satin color codes, see pg. 47  
(Wallplates not included with above, order separately, see pg. 160)

**CC**<sup>3</sup>: Gloss color codes, see pg. 47

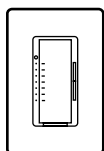
All models must be derated if ganged unless otherwise noted, see pg. 170.

Switches and Timers



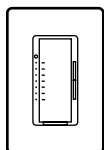
Digital Switch for Lighting or Fan

MA-S8AM-  
MSC-S8AM-  
MSCF-S6AM-277-  
MAF-S6AM-277-



Countdown Timer Switch for Lighting or Fan (5–60 Minutes)

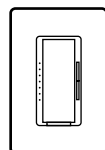
MA-T51-  
MA-T51MN-



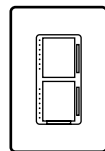
Countdown eco-timer Control Switch for Lighting or Fan (5-30 Minute Limit)

MA-T530G-

Digital Fan Controls



Quiet 7-Speed  
MA-FQ4FM-



Preset Fan/Light Control

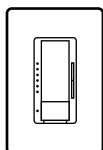
Incandescent/  
Halogen Dimmer

Quiet 7-Speed  
MA-LFQHW-  
MA-LFQM-



Fan canopy module  
CM-FQ1

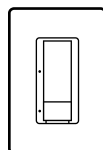
Dimmers with Occupancy/Vacancy Sensor



Incandescent/  
Halogen with  
Occupancy/  
Vacancy Sensor

MS-OP600M-  
MS-VP600M-  
(Vacancy Model)  
MS-OPS6M-DV-  
(Dual voltage)

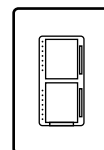
Switches with Occupancy/Vacancy Sensor



Switch with  
Occupancy/  
Vacancy Sensor

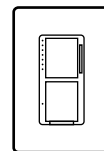
MS-OPS5AM-  
MS-VPS5AM-  
(Vacancy Model)  
MS-VPS6M-DV-  
(Dual voltage)

Dual Devices



Dual Dimmers (Two Loads)

Incandescent/  
Halogen Dimmers  
MA-L3L3-

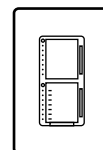


Dual Dimmer/  
Switch (Two Loads)

Incandescent/  
Halogen Dimmer

Switched Lighting or Fan

MA-L3S25-



Dual Dimmer/  
Timer Control (Two Loads)

Incandescent/  
Halogen Dimmer

Switched Lighting or Fan Timer

MA-L3T251-