ABB BALDOR RELIANCE

Customer information packet

CEM3665T-5

5HP, 1750RPM, 3PH, 60HZ, 184TC, 0641M, TEFC, F1
Class - None
Division - Not Applicable

Copyright © All product information within this document is subject to ABB Motors and Mechanical Inc. copyright © protection, unless otherwise noted.
11/5/2026 8:55:09 AM

Specifications

Enclosure	TEFC
Frame	184TC
Frame Material	Iron
Frequency	60.00 Hz
Haz Area Class and Group	None
Haz Area Division	Not Applicable
Motor Letter Type	Three Phase
Output @ Frequency	5.000 HP @ 60 HZ
Phase	3
Synchronous Speed @ Frequency	1800 RPM @ 60 HZ
Voltage @ Frequency	575.0 V @ 60 HZ
Agency Approvals	NEMA PREMIUM CURUSEEV NEMA PREMIUM (OLD LOGO)
Ambient Temperature	40 °C
Auxiliary Box	NO AUXILLARY BOX
Auxiliary Box Lead Termination	None
Base Indicator	Rigid
Bearing Grease Type	Polyrex EM (-20F +300F)
Blower	None
Current @ Voltage	5.300 A @ 575.0 V
Design Code	B
Drip Cover	No Drip Cover
Duty Rating	CONT
Efficiency @ 100% Load	89.5 %
Electrically Isolated Bearing	Not Electrically Isolated
Feedback Device	NO FEEDBACK
Front Face Code	Standard
Front Shaft Indicator	None
Heater Indicator	No Heater
High Voltage Full Load Amps	5.3 a
Insulation Class	F

Part Detail

Revision	P
Type	AC
Mech. spec.	06F057
Base	
Status	PRD/A
Elec. spec.	06WGX200
Layout	06LYF057
Eff. date	10-28-2026
CD Diagram	CD0006
Poles	04
Leads	3#16
Proprietary	False
Created date	08-03-2010

Inverter Code	Inverter Ready
KVA Code	J
Lifting Lugs	Standard Lifting Lugs
Locked Bearing Indicator	Locked Bearing
Motor Lead Exit	Ko Box
Motor Lead Quantity/Wire Size	3 @ 16 AWG
Motor Lead Termination	Flying Leads
Motor Standards	NEMA
Motor Type	0642M
Mounting Arrangement	F1
Number of Poles	4
Overall Length	15.98 IN
Power Factor	79
Product Family	General Purpose
Pulley End Bearing Type	Ball
Pulley Face Code	C-Face
Pulley Shaft Indicator	Standard
Rodent Screen	None
RoHS Status	ROHS COMPLIANT
Service Factor	1.15
Shaft Diameter	1.125 IN
Shaft Extension Location	Pulley End
Shaft Ground Indicator	No Shaft Grounding
Shaft Rotation	Reversible
Shaft Slinger Indicator	No Slinger
Speed	1750 rpm
Speed Code	Single Speed
Starting Method	Direct on line
Thermal Device - Bearing	None
Thermal Device - Winding	None
Vibration Sensor Indicator	No Vibration Sensor
Winding Thermal 1	None
Winding Thermal 2	None

Nameplate

NP3441L									
CAT.NO.	CEM3665T-5								
SPEC.	06F057X200G1								
HP	5								
VOLTS	575								
AMP	5.3								
RPM	1750								
FRAME	184TC	**HZ**	60		**PH**	3			
SER.F.	1.15	**CODE**	J	**DES**	B	**CL**	F		
NEMA-NOM-EFF	89.5	**PF**	79						
RATING	40C AMB-CONT								
CC	010A								
DE	6206	**ODE**	6205						
ENCL	TEFC	**SN**							
VPWM INVERTER READY									
CT6-60H(10:1)VT3-60H(20:1									
	SFA 5.8								

AC Induction Motor Performance Data
Record # 81830
Typical performance - not guaranteed values

Winding: 06WGX200-R001	**Type:** 0642M	**Enclosure:** TEFC

Nameplate Data				**575 V, 60 Hz: Single Voltage Motor**	
Rated Output (HP)			5	**Full Load Torque**	15.03 LB-FT
Volts			575	**Start Configuration**	direct on line
Full Load Amps			5.3	**Breakdown Torque**	52.33 LB-FT
R.P.M.			1750	**Pull-up Torque**	21.64 LB-FT
Hz	60	**Phase**	3	**Locked-rotor Torque**	30.73 LB-FT
NEMA Design Code	B	**KVA Code**	J	**Starting Current**	36.26 A
Service Factor (S.F.)			1.15	**No-load Current**	2.34 A
NEMA Nom. Eff.	89.5	**Power Factor**	79	**Line-line Res. @ 25ºC**	4.27 Ω
Rating - Duty			40C AMB-CONT	**Temp. Rise @ Rated Load**	54°C
S.F. Amps				**Temp. Rise @ S.F. Load**	67°C
				Locked-rotor Power Factor	40.6
				Rotor inertia	0.391 lb-ft²

Load Characteristics 575 V, 60 Hz, 5 HP

% of Rated Load	**25**	**50**	**75**	**100**	**125**	**150**	**S.F.**
Power Factor	42	64	76	81	84	85	83
Efficiency	85.2	89.8	90.3	89.6	88.2	86.6	88.8
Speed	1788	1777	1764	1751	1736	1719	1742
Line amperes	2.61	3.26	4.13	5.14	6.31	7.59	5.84

ABB Motors and Mechanical Inc.

WINDING # 06WGX200

5 HP 3 PH 60 HZ 1750 RPM 575 V 0642M

Typical performance - not guaranteed values.

TORQUES(LB-FT): PO=52.33 PU=21.64 LR=30.73 LRA=36.26

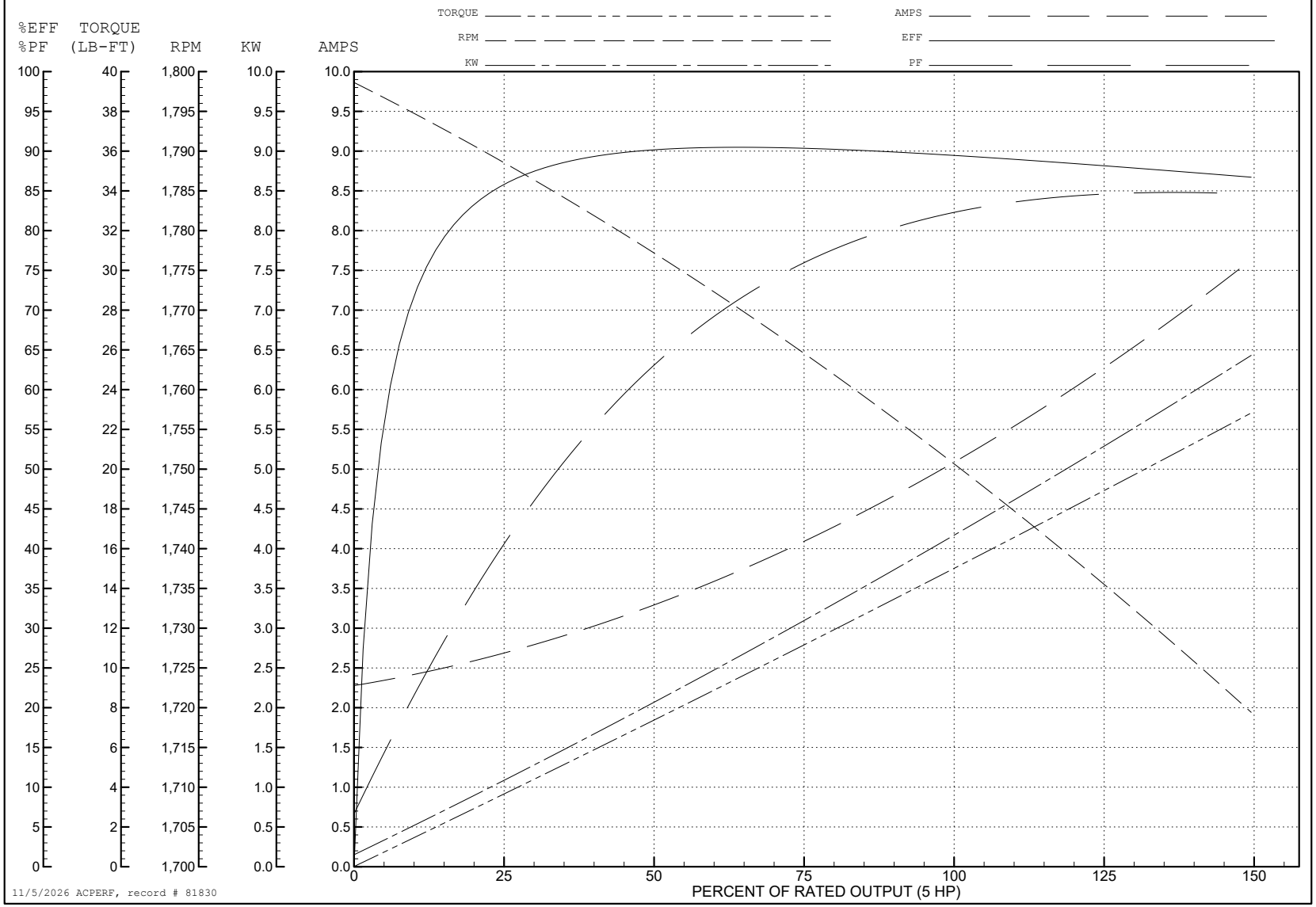

AC Induction Motor Performance Data
Record # 84795
Typical performance - not guaranteed values

Winding: 06WGX200-R001	**Type:** 0642M	**Enclosure:** TEFC

Nameplate Data				**575 V, 60 Hz: Single Voltage Motor**	
Rated Output (KW)			3.7	**Full Load Torque**	14.85 N-M
Volts			575	**Start Configuration**	direct on line
Full Load Amps			5.3	**Breakdown Torque**	52.3 N-M
R.P.M.			1750	**Pull-up Torque**	21.6 N-M
Hz	60	**Phase**	3	**Locked-rotor Torque**	30.7 N-M
NEMA Design Code	B	**KVA Code**	J	**Starting Current**	36.3 A
Service Factor (S.F.)			1.15	**No-load Current**	2.34 A
NEMA Nom. Eff.	89.5	**Power Factor**	79	**Line-line Res. @ 25ºC**	4.27 Ω
Rating - Duty			40C AMB-CONT	**Temp. Rise @ Rated Load**	53°C
S.F. Amps				**Temp. Rise @ S.F. Load**	66°C
				Locked-rotor Power Factor	40.6
				Rotor inertia	0.391 kg-m²

Load Characteristics 575 V, 60 Hz, 3.7 KW

% of Rated Load	**25**	**50**	**75**	**100**	**125**	**150**	**S.F.**
Power Factor	42	64	75	81	84	85	83
Efficiency	62.6	66.2	66.4	66	65.1	63.8	65.5
Speed	1788	1777	1764	1751	1736	1720	1742
Line amperes	2.6	3.25	4.11	5.1	6.27	7.52	5.8

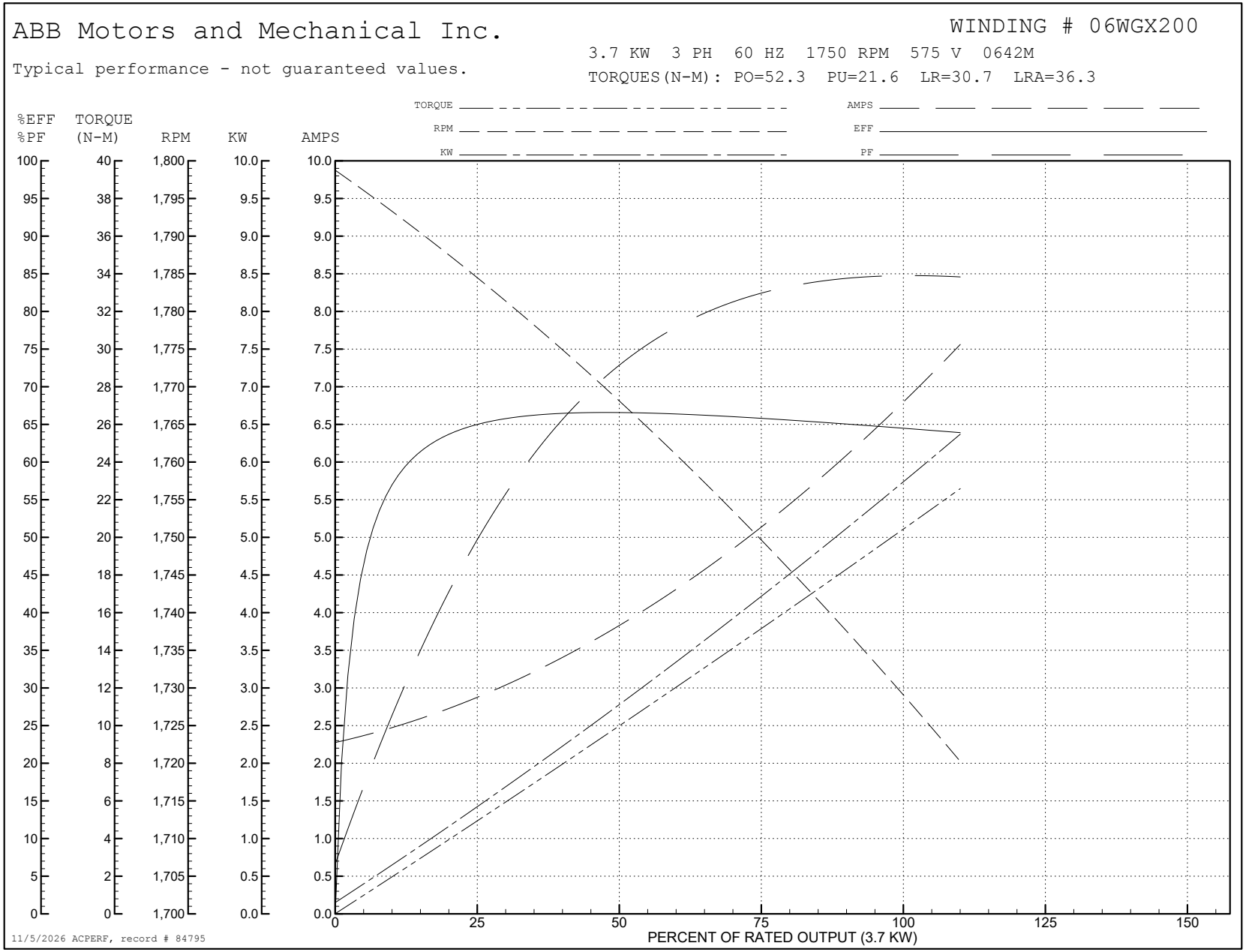
ABB Motors and Mechanical Inc.
WINDING # 06WGX200
3.7 KW 3 PH 60 HZ 1750 RPM 575 V 0642M
Typical performance - not guaranteed values.
TORQUES(N-M): PO=52.3 PU=21.6 LR=30.7 LRA=36.3
TORQUE
RPM
KW
AMPS
EFF
PF
%EFF
%PF
TORQUE (N-M)
RPM
KW
AMPS
PERCENT OF RATED OUTPUT (3.7 KW)
11/5/2026 ACPERF, record # 84795

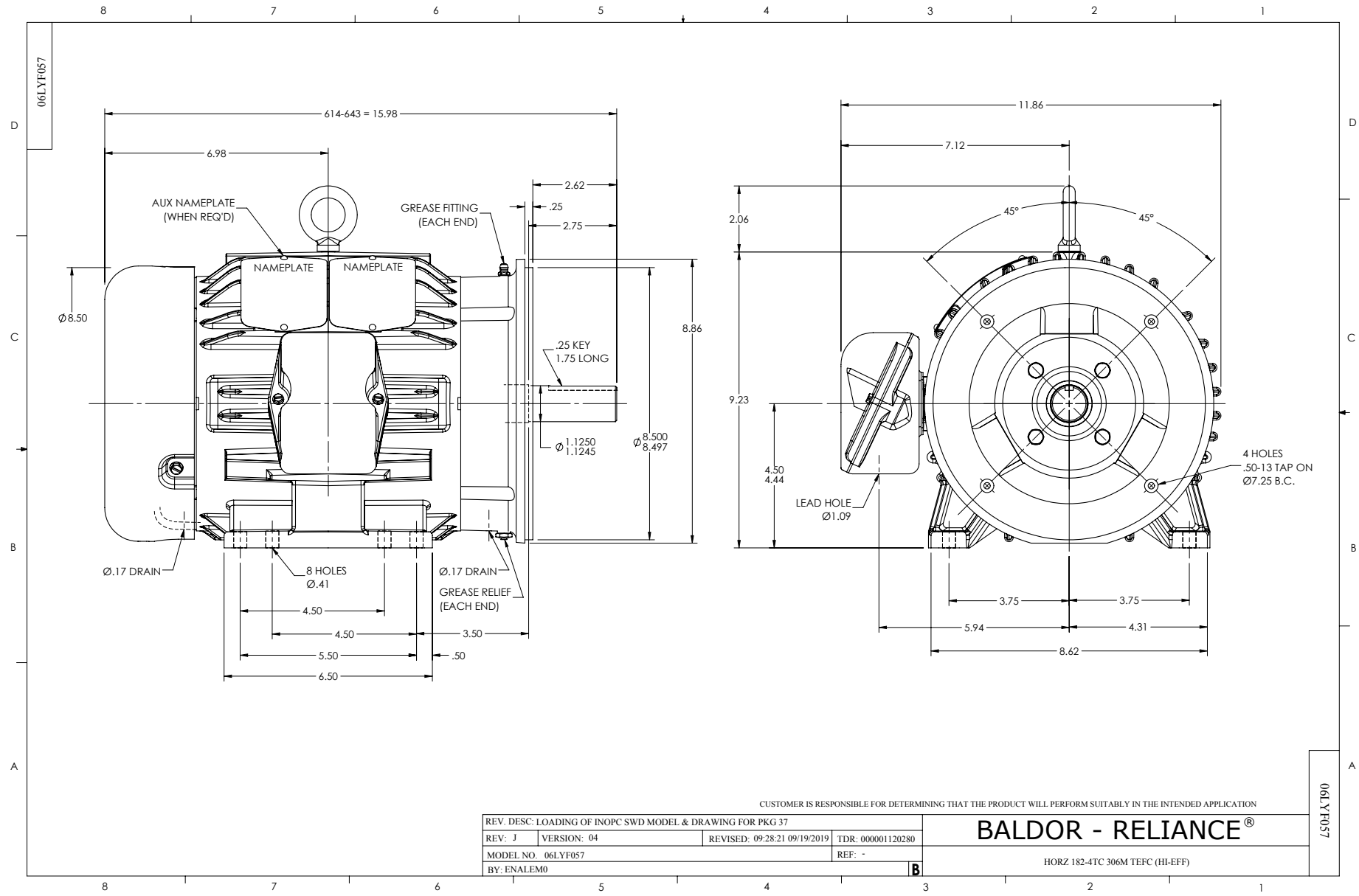
06LYF057
614-643 = 15.98
6.98
AUX NAMEPLATE (WHEN REQ'D)
GREASE FITTING (EACH END)
2.62
.25
2.75
NAMEPLATE
NAMEPLATE
Ø8.50
8.86
.25 KEY
1.75 LONG
Ø1.1250
1.1245
Ø8.500
8.497
Ø.17 DRAIN
8 HOLES
Ø.41
Ø.17 DRAIN
GREASE RELIEF (EACH END)
4.50
4.50
3.50
5.50
.50
6.50
11.86
7.12
2.06
45°
45°
9.23
4.50
4.44
LEAD HOLE
Ø1.09
4 HOLES
.50-13 TAP ON
Ø7.25 B.C.
3.75
3.75
5.94
4.31
8.62
CUSTOMER IS RESPONSIBLE FOR DETERMINING THAT THE PRODUCT WILL PERFORM SUITABLY IN THE INTENDED APPLICATION
REV. DESC: LOADING OF INOPC SWD MODEL & DRAWING FOR PKG 37
REV: J
VERSION: 04
REVISED: 09:28:21 09/19/2019
TDR: 000001120280
MODEL NO. 06LYF057
REF: -
BY: ENALEM0
B
BALDOR - RELIANCE®
HORZ 182-4TC 306M TEFC (HI-EFF)
06LYF057

CD0006

TYPICAL WYE–CONNECTED MOTOR

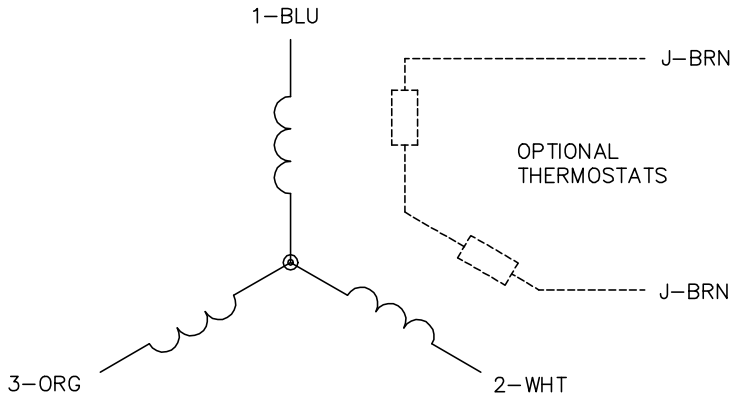

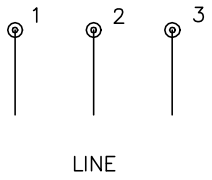

TYPICAL DELTA–CONNECTED MOTOR

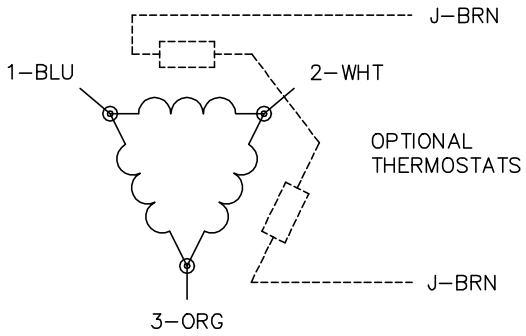

NOTES:

1. THREE LEAD MOTOR MAY BE EITHER WYE CONNECTED OR DELTA CONNECTED.
2. INTERCHANGE ANY TWO LINE LEADS TO REVERSE ROTATION.
3. OPTIONAL THERMOSTATS ARE PROVIDED WHEN SPECIFIED.
4. ACTUAL NUMBER OF INTERNAL PARALLEL CIRCUITS MAY VARY.
5. LEAD COLORS ARE OPTIONAL. LEADS MUST BE NUMBERED AS SHOWN.

CD0006

REV. DESC: ADD CLASS CONN00000007			BALDOR - RELIANCE®
REV. LTR: E	VERSION: 01	TDR: 000001099922	
FILE: \AAA\00005\141	REVISED: 10:24:49 02/19/2019	BY: ENBRIR0	3PH, SV, 3 LEADS, WYE OR DELTA CONNECTED
MTL: –			SH 1 of 1