ABB BALDOR RELIANCE

Customer information packet

VXT3036T

3HP, 1165RPM, 3PH, 60HZ, 213TC, 0738M, TEFC, F1
Class - CLI GP A,B,C,D
Division - Division II

Copyright © All product information within this document is subject to ABB Motors and Mechanical Inc. copyright © protection, unless otherwise noted.
11/5/2026 10:17:36 AM

Specifications

Enclosure	TEFC
Frame	213TC
Frame Material	Iron
Frequency	60.00 Hz
Haz Area Class and Group	CLI GP A,B,C,D
Haz Area Division	Division II
Motor Letter Type	Three Phase
Output @ Frequency	3.000 HP @ 60 HZ
Phase	3
Synchronous Speed @ Frequency	1200 RPM @ 60 HZ
Voltage @ Frequency	460.0 V @ 60 HZ
	208.0 V @ 60 HZ
	230.0 V @ 60 HZ
Agency Approvals	UR
	CCSA US
	NEMA_PREMIUM
	NEMA PREMIUM
	CSA EEV
Ambient Temperature	40 °C
Auxiliary Box	NO AUXILLARY BOX
Auxiliary Box Lead Termination	None
Base Indicator	No Mounting
Bearing Grease Type	Polyrex EM (-20F +300F)
Blower	None
Constant Torque Speed Range	3
Current @ Voltage	4.500 A @ 460.0 V
	9.000 A @ 230.0 V
	9.300 A @ 208.0 V
Design Code	B
Drip Cover	No Drip Cover
Duty Rating	CONT
Efficiency @ 100% Load	90.2 %

Part Detail

Revision	C
Type	AC
Mech. spec.	
Base	
Status	PRD/A
Elec. spec.	07WGX822
Layout	07LYL289
Eff. date	06-28-2024
CD Diagram	CD0005
Poles	06
Leads	9#14
Proprietary	False
Created date	12-03-2020

Electrically Isolated Bearing	Not Electrically Isolated
Feedback Device	NO FEEDBACK
Haz Area Temp Code	T3C
Heater Indicator	No Heater
High Voltage Full Load Amps	4.5 a
Insulation Class	F
Inverter Code	Inverter Duty
IP Rating	NONE
KVA Code	K
Lifting Lugs	Standard Lifting Lugs
Locked Bearing Indicator	Locked Bearing
Motor Lead Termination	Flying Leads
Motor Standards	NEMA
Motor Type	0738M
Mounting Arrangement	F1
Number of Poles	6
Overall Length	19.20 IN
Power Factor	70
Product Family	General Purpose
Pulley Face Code	C-Face
Rodent Screen	None
Service Factor	1.15
Shaft Diameter	1.375 IN
Shaft Ground Indicator	No Shaft Grounding
Shaft Rotation	Reversible
Speed	1165 rpm
Speed Code	Single Speed
Starting Method	Direct on line
Thermal Device - Bearing	None
Thermal Device - Winding	None
Vibration Sensor Indicator	No Vibration Sensor
Winding Thermal 1	None
Winding Thermal 2	None

Nameplate

NP4163L										
CAT.NO.	VXT3036T						**I.P.**	54		
SPEC.	07-0000-0940						**ENCL**	TEFC		
FRAME	213TC			**H.P.**	3					
VOLTS	208-230/460			**P.F.**	70					
F.L. AMPS	9.3-9/4.5				**RATING**	40C AMB-CONT				
R.P.M.	1165									
HZ.	60		**PH.**	3		**CLASS**	F			
SER.F.	1.15		**DES.**	B		**SL HZ**	1.7			
NEMA NOM. EFF.	90.2			**WK2**	0.945					
DE	6307		**ODE**	6206						
MAG. CUR.	4.6/2.3									
INV TYPE	PWM	**CHP**	60		**TO**	90		**T. CODE**	T3C	
CT	3	**TO**	60	**VT**	3	**TO**	60			
CC	010A	**SN**								
	USABLE AT 50 HZ 2.5HP 190/380V 9/4.5A									

AC Induction Motor Performance Data
Record # 22164
Typical performance - not guaranteed values

Winding: 07WGX822-R001	**Type:** 0738M	**Enclosure:** TEFC

Nameplate Data				**460 V, 60 Hz: High Voltage Connection**	
Rated Output (HP)			3	**Full Load Torque**	13.48 LB-FT
Volts			230/460	**Start Configuration**	direct on line
Full Load Amps			9.0/4.5	**Breakdown Torque**	45.99 LB-FT
R.P.M.			1165	**Pull-up Torque**	30.06 LB-FT
Hz	60	**Phase**	3	**Locked-rotor Torque**	33.92 LB-FT
NEMA Design Code	B	**KVA Code**	K	**Starting Current**	31.45 A
Service Factor (S.F.)			1.15	**No-load Current**	2.32 A
NEMA Nom. Eff.	90.2	**Power Factor**	70	**Line-line Res. @ 25ºC**	2.62 Ω
Rating - Duty			40C AMB-CONT	**Temp. Rise @ Rated Load**	31°C
S.F. Amps				**Temp. Rise @ S.F. Load**	37°C
				Locked-rotor Power Factor	22.7
				Rotor inertia	0.945 LB-FT2

Load Characteristics 460 V, 60 Hz, 3 HP

% of Rated Load	**25**	**50**	**75**	**100**	**125**	**150**	**S.F.**
Power Factor	33	52	63	69	73	75	72
Efficiency	83.3	88.8	90.8	90.3	89.4	87.6	89.6
Speed	1191	1184	1176	1169	1159	1146	1162
Line amperes	2.59	3.08	3.72	4.49	5.37	6.39	5

ABB Motors and Mechanical Inc.

WINDING # 07WGX822

3 HP 3 PH 60 HZ 1165 RPM 460 V 0738M

Typical performance - not guaranteed values.

TORQUES(LB-FT): PO=45.99 PU=30.06 LR=33.92 LRA=31.45

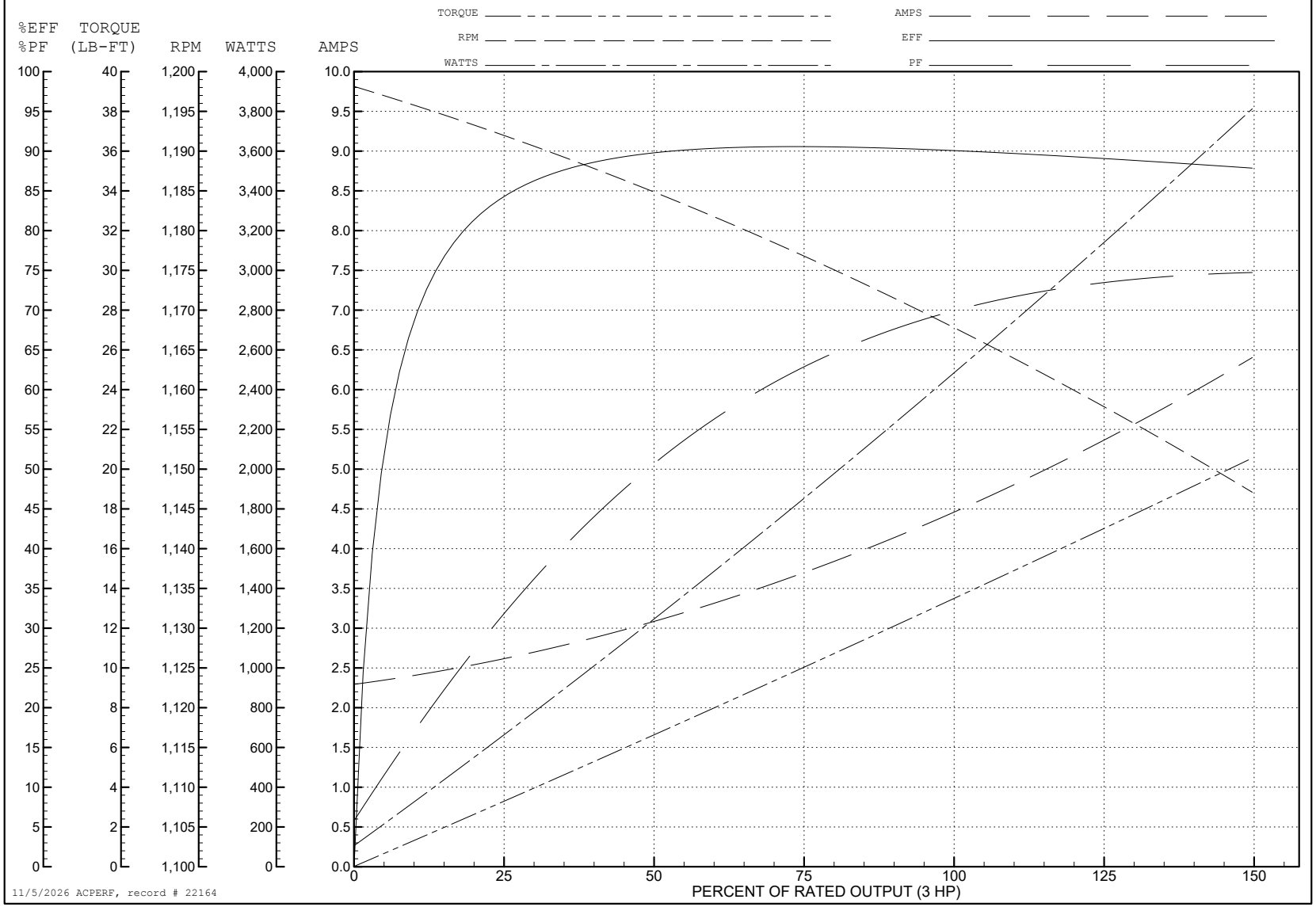

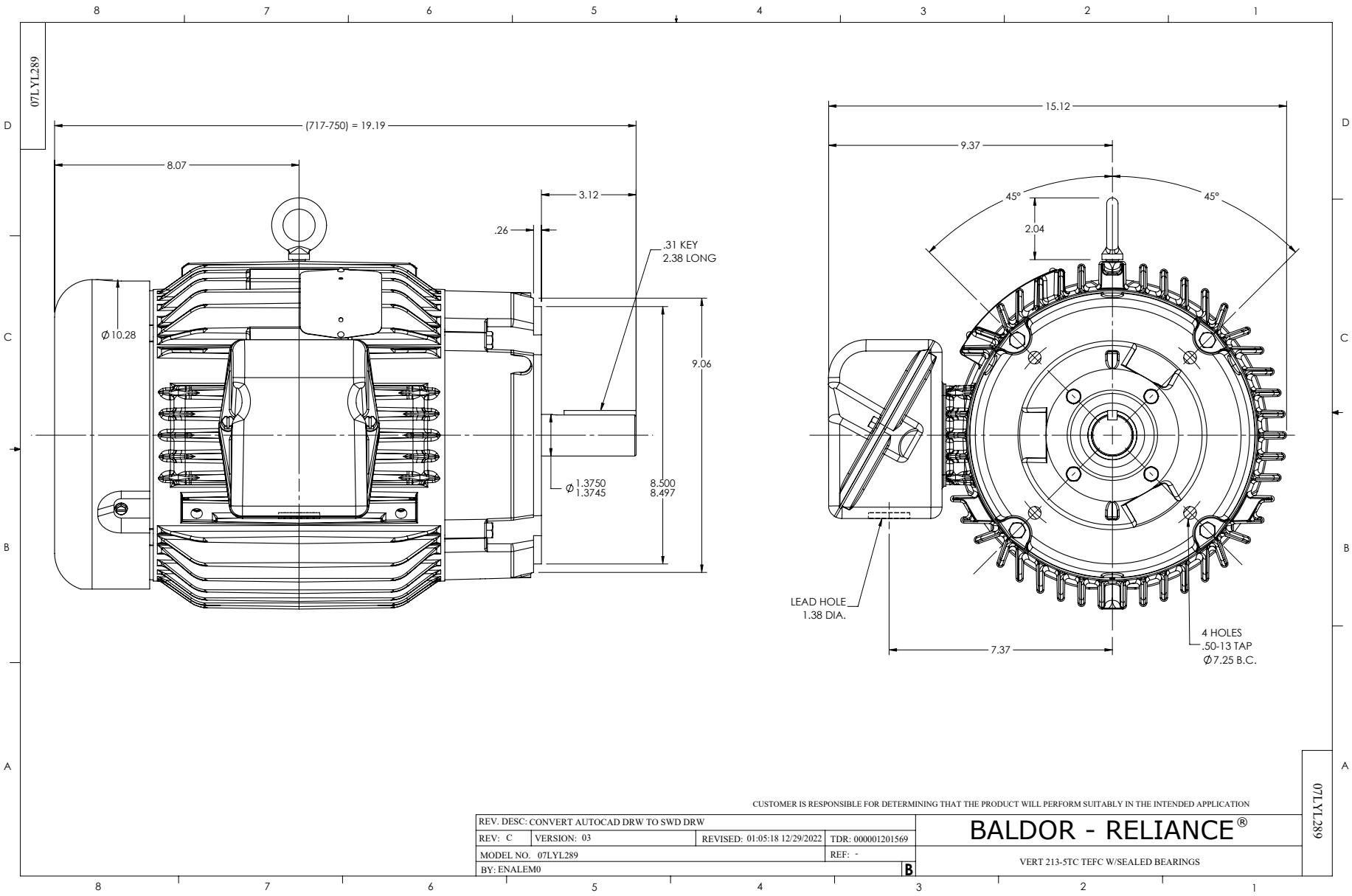
07LYL289
(717-750) = 19.19
8.07
3.12
.26
.31 KEY
2.38 LONG
Ø10.28
9.06
Ø 1.3750
1.3745
8.500
8.497
15.12
9.37
45°
45°
2.04
LEAD HOLE
1.38 DIA.
7.37
4 HOLES
.50-13 TAP
Ø7.25 B.C.
CUSTOMER IS RESPONSIBLE FOR DETERMINING THAT THE PRODUCT WILL PERFORM SUITABLY IN THE INTENDED APPLICATION
REV. DESC: CONVERT AUTOCAD DRW TO SWD DRW
REV: C
VERSION: 03
REVISED: 01:05:18 12/29/2022
TDR: 000001201569
MODEL NO. 07LYL289
REF: -
BY: ENALEM0
B
BALDOR - RELIANCE®
VERT 213-5TC TEFC W/SEALED BEARINGS
07LYL289

CD0005

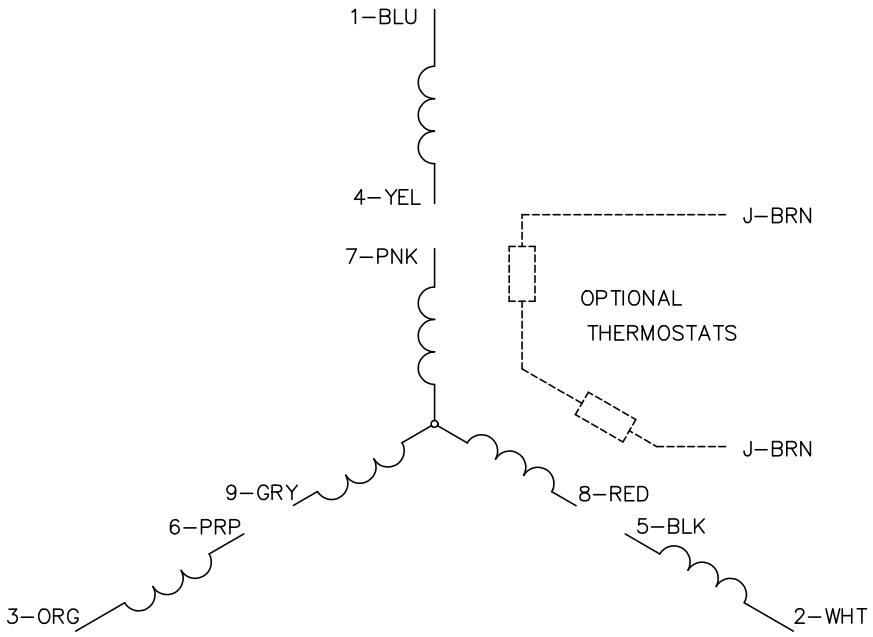

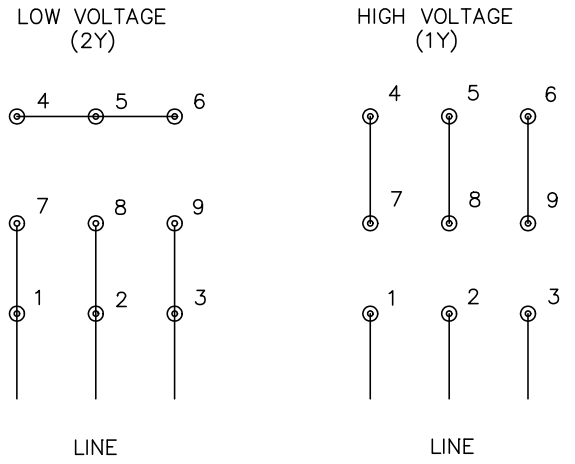

NOTES:

1. INTERCHANGE ANY TWO LINE LEADS TO REVERSE ROTATION.
2. OPTIONAL THERMOSTATS ARE PROVIDED WHEN SPECIFIED.
3. ACTUAL NUMBER OF INTERNAL PARALLEL CIRCUITS MAY BE A MULTIPLE OF THOSE SHOWN ABOVE.
4. LEAD COLORS ARE OPTIONAL. LEADS MUST ALWAYS BE NUMBERED AS SHOWN.

CD0005

REV. DESC: REVISE TO SHOW OPTIONAL COLORS			BALDOR ELECTRIC Co.
REV. LTR: E	BY: JLP	REVISED: 01/19/99 10:15	TDR: 0171435
CD0005		FILE: AAA00005140	MDL: –
		MTL: –	3PH, DV, 9 LEADS