ABB BALDOR RELIANCE

Customer information packet

L1321TM

1.5HP, 1740RPM, 1PH, 60HZ, 143T, 3536L, OPEN, F
Class - None
Division - Not Applicable

Copyright © All product information within this document is subject to ABB Motors and Mechanical Inc. copyright © protection, unless otherwise noted.
11/5/2026 5:40:03 PM

Specifications

Enclosure	OPEN
Frame	143T
Frame Material	Steel
Frequency	60.00 Hz
Haz Area Class and Group	None
Haz Area Division	Not Applicable
Motor Letter Type	Cap Start, Induction Run
Output @ Frequency	1.500 HP @ 60 HZ
Phase	1
Synchronous Speed @ Frequency	1800 RPM @ 60 HZ
Voltage @ Frequency	115.0 V @ 60 HZ
	208.0 V @ 60 HZ
	230.0 V @ 60 HZ
Agency Approvals	C UR US
Ambient Temperature	40 °C
Auxiliary Box	NO AUXILLARY BOX
Auxiliary Box Lead Termination	None
Base Indicator	Rigid
Bearing Grease Type	Polyrex EM (-20F +300F)
Blower	None
Current @ Voltage	11.000 A @ 230.0 V
	22.000 A @ 115.0 V
	9.630 A @ 208.0 V
Design Code	L
Drip Cover	No Drip Cover
Duty Rating	CONT
Efficiency @ 100% Load	70.0 %
Electrically Isolated Bearing	Not Electrically Isolated
Feedback Device	NO FEEDBACK
Front Shaft Indicator	None
Heater Indicator	No Heater
High Voltage Full Load Amps	9.6 a

Part Detail

Revision	F
Type	AC
Mech. spec.	35DD001
Base	
Status	PRD/A
Elec. spec.	35WGG407
Layout	35LYDD001
Eff. date	12-02-2024
CD Diagram	CD0269
Poles	04
Leads	4#14 A PH,2#18 B PH,1#12 #4TH
Proprietary	False
Created date	11-02-2022

Insulation Class	F
Inverter Code	Not Inverter
IP Rating	NONE
KVA Code	N
Lifting Lugs	No Lifting Lugs
Locked Bearing Indicator	No Locked Bearing
Motor Lead Quantity/Wire Size	4 @ 14 AWG, A PH
Motor Lead Termination	Flying Leads
Motor Standards	NEMA
Motor Type	3536L
Mounting Arrangement	F1
Number of Poles	4
Overall Length	14.38 IN
Power Factor	80
Product Family	General Purpose
Pulley End Bearing Type	Ball
Pulley Face Code	Standard
Pulley Shaft Indicator	Standard
Rodent Screen	None
Service Factor	1.15
Shaft Diameter	0.875 IN
Shaft Ground Indicator	No Shaft Grounding
Shaft Rotation	Reversible
Shaft Slinger Indicator	No Slinger
Speed	1740 rpm
Speed Code	Single Speed
Starting Method	Direct on line
Thermal Device - Bearing	None
Thermal Device - Winding	Do Not Use
Vibration Sensor Indicator	No Vibration Sensor
Winding Thermal 1	Manual Thermal Overload
Winding Thermal 1 Location	SB
Winding Thermal 2	None

Nameplate

	NP1257L									
CAT.NO.	L1321TM									
SPEC.	35DD001G407									
HP	1.5									
VOLTS	115/208-230									
AMP	22/9.63-11									
RPM	1740									
FRAME	143T		**HZ**	60		**PH**	1			
SER.F.	1.15	**CODE**	N	**DES**	L	**CL**	F			
NEMA-NOM-EFF	70	**PF**	80							
RATING	40C AMB-CONT									
CC										
DE	6205	**ODE**	6203							
ENCL	OPEN	**SN**								

Accessories

Part number	Description	Multiplier
35-8764	C FACE KIT	A8
35EP1604A01SP	D-FLANGE KIT	

AC Induction Motor Performance Data
Record # 109517
Typical performance - not guaranteed values

Winding: 35WGG407-R002	**Type:** 3536L	**Enclosure:** OPEN

Nameplate Data				**115 V, 60 Hz: Low Voltage Connection**	
Rated Output (HP)			1.5	**Full Load Torque**	4.49 LB-FT
Volts			115/208-230	**Start Configuration**	direct on line
Full Load Amps			22/9.63-11	**Breakdown Torque**	16.2 LB-FT
R.P.M.			1740	**Pull-up Torque**	11.3 LB-FT
Hz	60	**Phase**	1	**Locked-rotor Torque**	17 LB-FT
NEMA Design Code	L	**KVA Code**	N	**Starting Current**	147 A
Service Factor (S.F.)			1.15	**No-load Current**	19.27 A
NEMA Nom. Eff.	70	**Power Factor**	80	**Line-line Res. @ 25ºC**	0.278 Ω A Ph 1.48 Ω B Ph
Rating - Duty			40C AMB-CONT	**Temp. Rise @ Rated Load**	97°C
S.F. Amps				**Temp. Rise @ S.F. Load**	107°C
				Locked-rotor Power Factor	81.2
				Rotor inertia	0.261 lb-ft²

Load Characteristics 115 V, 60 Hz, 1.5 HP

% of Rated Load	**25**	**50**	**75**	**100**	**125**	**150**	**S.F.**
Power Factor	30	45	56	65	71	76	69
Efficiency	52.2	66.6	72.6	74.3	73.3	70.6	73.7
Speed	1787	1777	1765	1753	1732	1707	1740
Line amperes	15.7	16.37	18.14	20.1	23.49	27.49	22.1

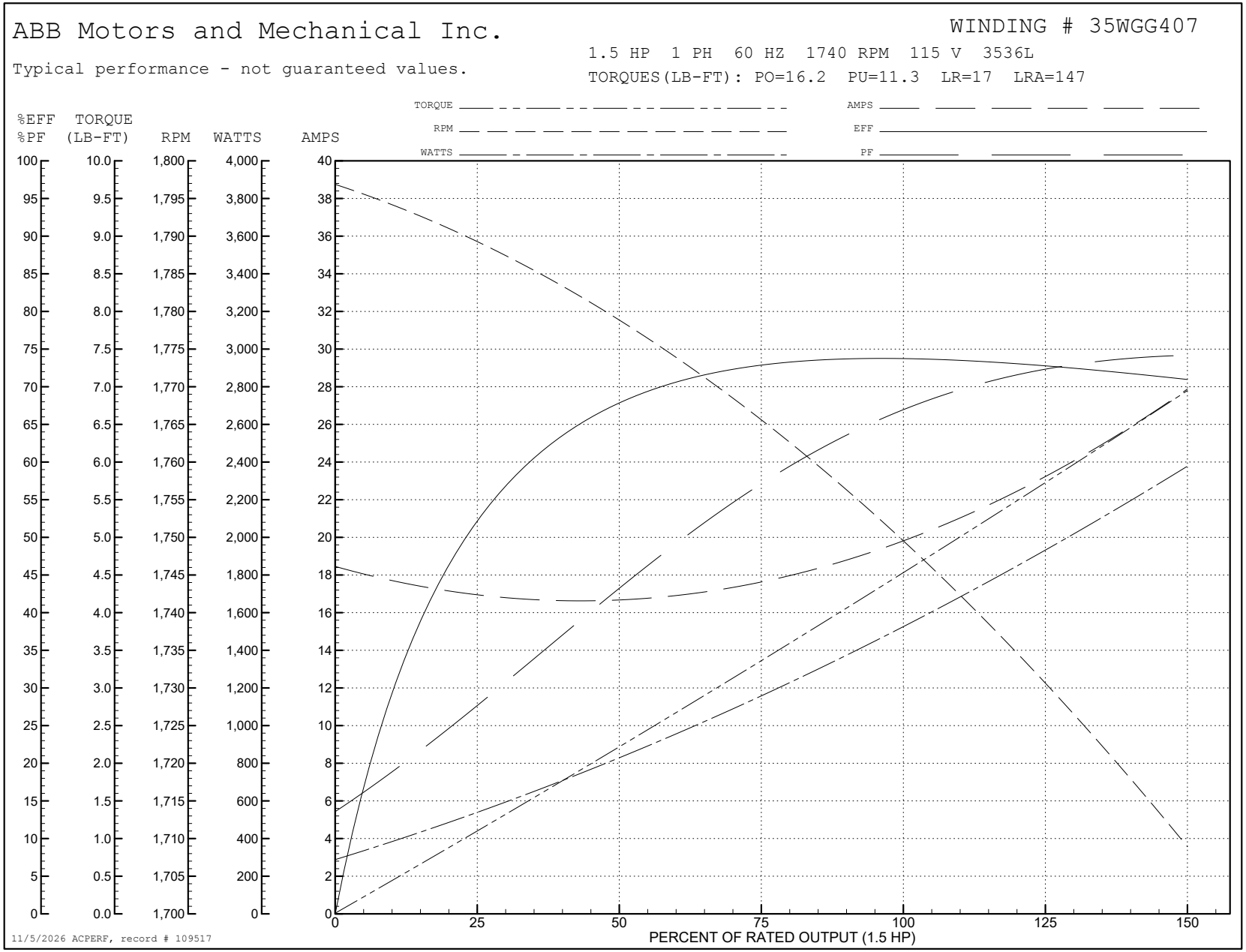
ABB Motors and Mechanical Inc.
WINDING # 35WGG407
1.5 HP 1 PH 60 HZ 1740 RPM 115 V 3536L
Typical performance - not guaranteed values.
TORQUES(LB-FT): PO=16.2 PU=11.3 LR=17 LRA=147
TORQUE
RPM
WATTS
AMPS
EFF
PF
%EFF %PF
TORQUE (LB-FT)
RPM
WATTS
AMPS
PERCENT OF RATED OUTPUT (1.5 HP)
11/5/2026 ACPERF, record # 109517

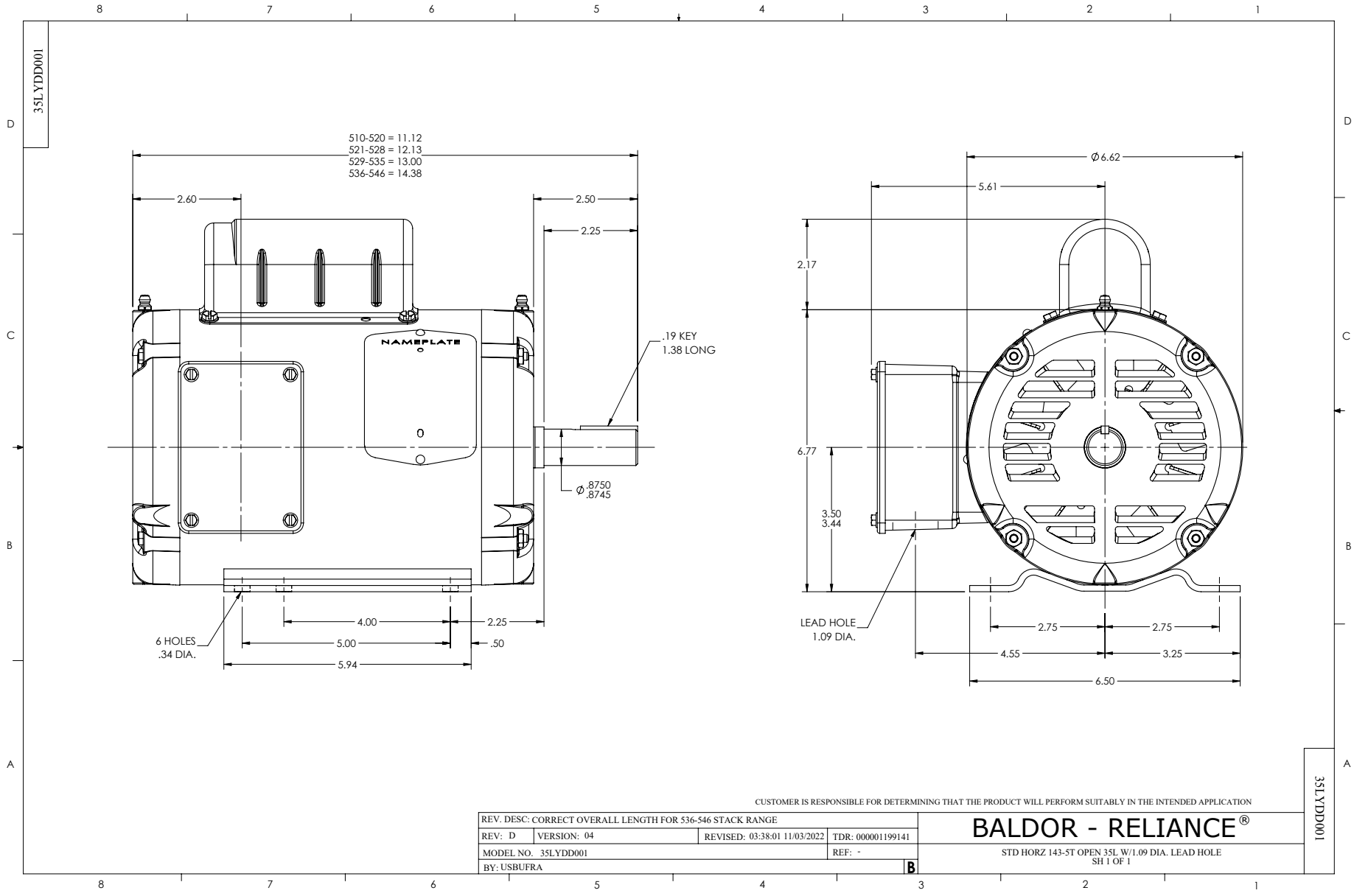
35LYDD001
510-520 = 11.12
521-528 = 12.13
529-535 = 13.00
536-546 = 14.38
2.60
2.50
2.25
NAMEPLATE
.19 KEY
1.38 LONG
Ø .8750
.8745
4.00
2.25
6 HOLES
.34 DIA.
5.00
.50
5.94
Ø6.62
5.61
2.17
6.77
3.50
3.44
LEAD HOLE
1.09 DIA.
2.75
2.75
4.55
3.25
6.50
CUSTOMER IS RESPONSIBLE FOR DETERMINING THAT THE PRODUCT WILL PERFORM SUITABLY IN THE INTENDED APPLICATION
REV. DESC: CORRECT OVERALL LENGTH FOR 536-546 STACK RANGE
REV: D
VERSION: 04
REVISED: 03:38:01 11/03/2022
TDR: 000001199141
MODEL NO. 35LYDD001
REF: -
BY: USBUFRA
B
BALDOR - RELIANCE®
STD HORZ 143-5T OPEN 35L W/1.09 DIA. LEAD HOLE
SH 1 OF 1
35LYDD001

CD0269

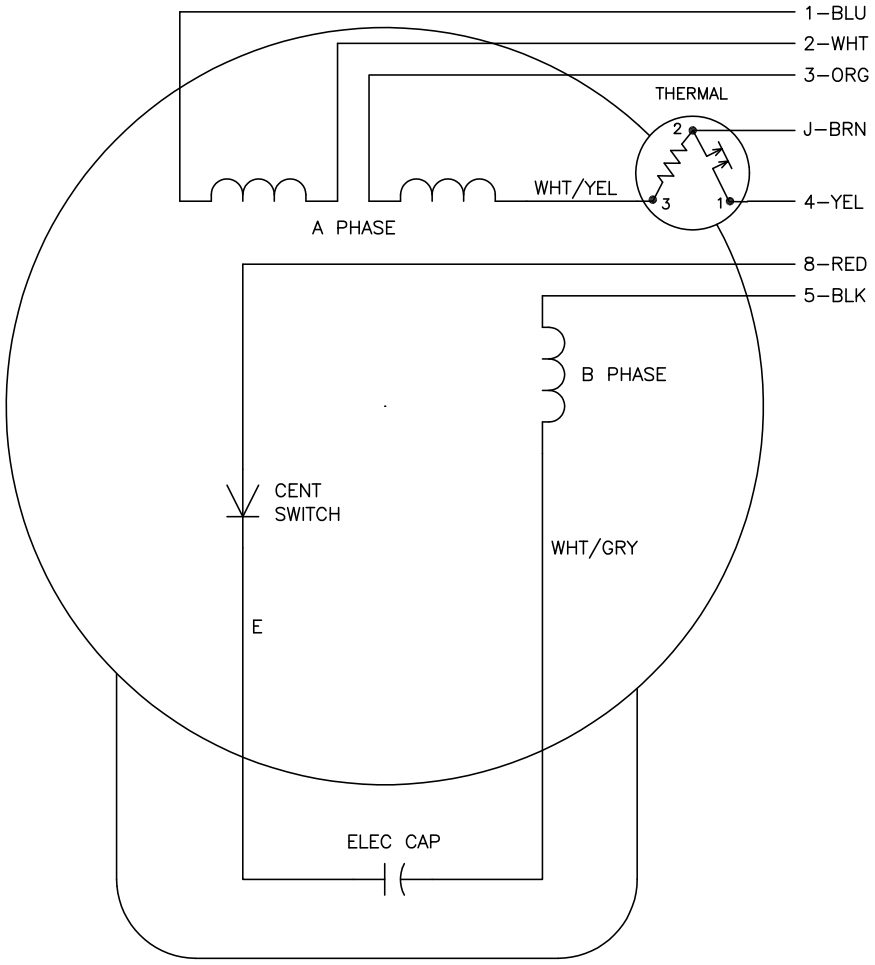

	LINE A	LINE B	JOIN	JOIN
HIGH STD	1,8	4	2,3,5	J
HIGH OPP	1,5	4	2,3,8	J
LOW STD	1,3,8	4	–	2,J,5
LOW OPP	1,3,5	4	–	2,J,8

NOTES:

1. STANDARD ROTATION IS CCW FACING END OPPOSITE SHAFT EXTENSION.
2. MULTIPLE CAPACITORS ARE CONNECTED IN PARALLEL UNLESS OTHERWISE SPECIFIED.
3. LEAD COLORS ARE OPTIONAL. LEADS MUST ALWAYS BE NUMBERED AS SHOWN.

CD0269

REV. DESC: REVISE TO SHOW OPTIONAL COLORS			BALDOR ELECTRIC Co.
REV. LTR: E	BY: JLP	REVISED: 04/08/99 1:07	TDR: 0178636
CD0269		FILE: AAA00007421	MDL: –
		MTL: –	TYPE L, DV, REV, THERMAL, B PH AMPS THRU HTR HVC, 7 LEAD