ABB BALDOR RELIANCE

Customer information packet

CL3608TM

5HP, 3450RPM, 1PH, 60HZ, 184TC, 3640LC, TEFC
Class - None
Division - Not Applicable

Copyright © All product information within this document is subject to ABB Motors and Mechanical Inc. copyright © protection, unless otherwise noted.
11/5/2026 3:13:08 PM

Specifications

Enclosure	TEFC
Frame	184TC
Frame Material	Steel
Frequency	60.00 Hz
Haz Area Class and Group	None
Haz Area Division	Not Applicable
Motor Letter Type	Cap Start, Cap Run
Output @ Frequency	5.000 HP @ 60 HZ
Phase	1
Synchronous Speed @ Frequency	3600 RPM @ 60 HZ
Voltage @ Frequency	208.0 V @ 60 HZ
	230.0 V @ 60 HZ
Agency Approvals	C UR US
Ambient Temperature	40 °C
Auxiliary Box	NO AUXILLARY BOX
Auxiliary Box Lead Termination	None
Base Indicator	Rigid
Bearing Grease Type	Polyrex EM (-20F +300F)
Blower	None
Current @ Voltage	19.500 A @ 230.0 V
	21.600 A @ 208.0 V
Design Code	L
Drip Cover	No Drip Cover
Duty Rating	CONT
Efficiency @ 100% Load	83.0 %
Electrically Isolated Bearing	Not Electrically Isolated
Feedback Device	NO FEEDBACK
Front Face Code	Standard
Front Shaft Indicator	None
Heater Indicator	No Heater
High Voltage Full Load Amps	19.5 a
Insulation Class	F

Part Detail

Revision	AM
Type	AC
Mech. spec.	36M038
Base	
Status	PRD/A
Elec. spec.	36WGW957
Layout	36LYM038
Eff. date	04-01-2025
CD Diagram	CD0002A02
Poles	02
Leads	2#14 A PH,3#16 B&J
Proprietary	False
Created date	01-01-0001

Inverter Code	Not Inverter
KVA Code	G
Lifting Lugs	No Lifting Lugs
Locked Bearing Indicator	Locked Bearing
Motor Lead Exit	Ko Box
Motor Lead Quantity/Wire Size	2 @ 14 AWG, A PH
Motor Lead Termination	Flying Leads
Motor Standards	NEMA
Motor Type	3640LC
Mounting Arrangement	F1
Number of Poles	2
Overall Length	18.05 IN
Power Factor	99
Product Family	General Purpose
Pulley End Bearing Type	Ball
Pulley Face Code	C-Face
Pulley Shaft Indicator	Standard
Rodent Screen	None
RoHS Status	ROHS COMPLIANT
Service Factor	1.00
Shaft Diameter	1.125 IN
Shaft Extension Location	Pulley End
Shaft Ground Indicator	No Shaft Grounding
Shaft Rotation	Reversible
Shaft Slinger Indicator	No Slinger
Speed	3450 rpm
Speed Code	Single Speed
Starting Method	Direct on line
Thermal Device - Bearing	None
Thermal Device - Winding	Do Not Use
Vibration Sensor Indicator	No Vibration Sensor
Winding Thermal 1	Manual Thermal Overload
Winding Thermal 1 Location	KO
Winding Thermal 2	None

Nameplate

NP1257L											
CAT.NO.	CL3608TM										
SPEC.	36M38W957										
HP	5										
VOLTS	208-230										
AMP	21.6-19.5										
RPM	3450										
FRAME	184TC		**HZ**	60		**PH**	1				
SER.F.	1.00	**CODE**	G	**DES**	L	**CL**	F				
NEMA-NOM-EFF	83	**PF**	99								
RATING	40C AMB-CONT										
CC											
DE	6206	**ODE**	6205								
ENCL	TEFC	**SN**									

AC Induction Motor Performance Data
Record # 93463
Typical performance - not guaranteed values

Winding: 36WGW957-R004	**Type:** 3640LC	**Enclosure:** TEFC

Nameplate Data				**208 V, 60 Hz: Single Voltage Motor**	
Rated Output (HP)			5	**Full Load Torque**	7.58 LB-FT
Volts			208-230	**Start Configuration**	direct on line
Full Load Amps			21.6-19.5	**Breakdown Torque**	20.9 LB-FT
R.P.M.			3450	**Pull-up Torque**	9.8 LB-FT
Hz	60	**Phase**	1	**Locked-rotor Torque**	11.8 LB-FT
NEMA Design Code	L	**KVA Code**	G	**Starting Current**	114 A
Service Factor (S.F.)			1	**No-load Current**	1.92 A
NEMA Nom. Eff.	83	**Power Factor**	99	**Line-line Res. @ 25ºC**	0.39 Ω A Ph 1.05 Ω B Ph
Rating - Duty			40C AMB-CONT	**Temp. Rise @ Rated Load**	72°C
				Locked-rotor Power Factor	58.2
				Rotor inertia	0.18 lb-ft²

Load Characteristics 208 V, 60 Hz, 5 HP

% of Rated Load	**25**	**50**	**75**	**100**	**125**	**150**
Power Factor	99	99	99	99	98	98
Efficiency	69.8	83.2	84.2	82.9	79.5	73.9
Speed	3559	3526	3485	3438	3376	3295
Line amperes	6.07	10.56	15.86	21.59	28.16	36.12

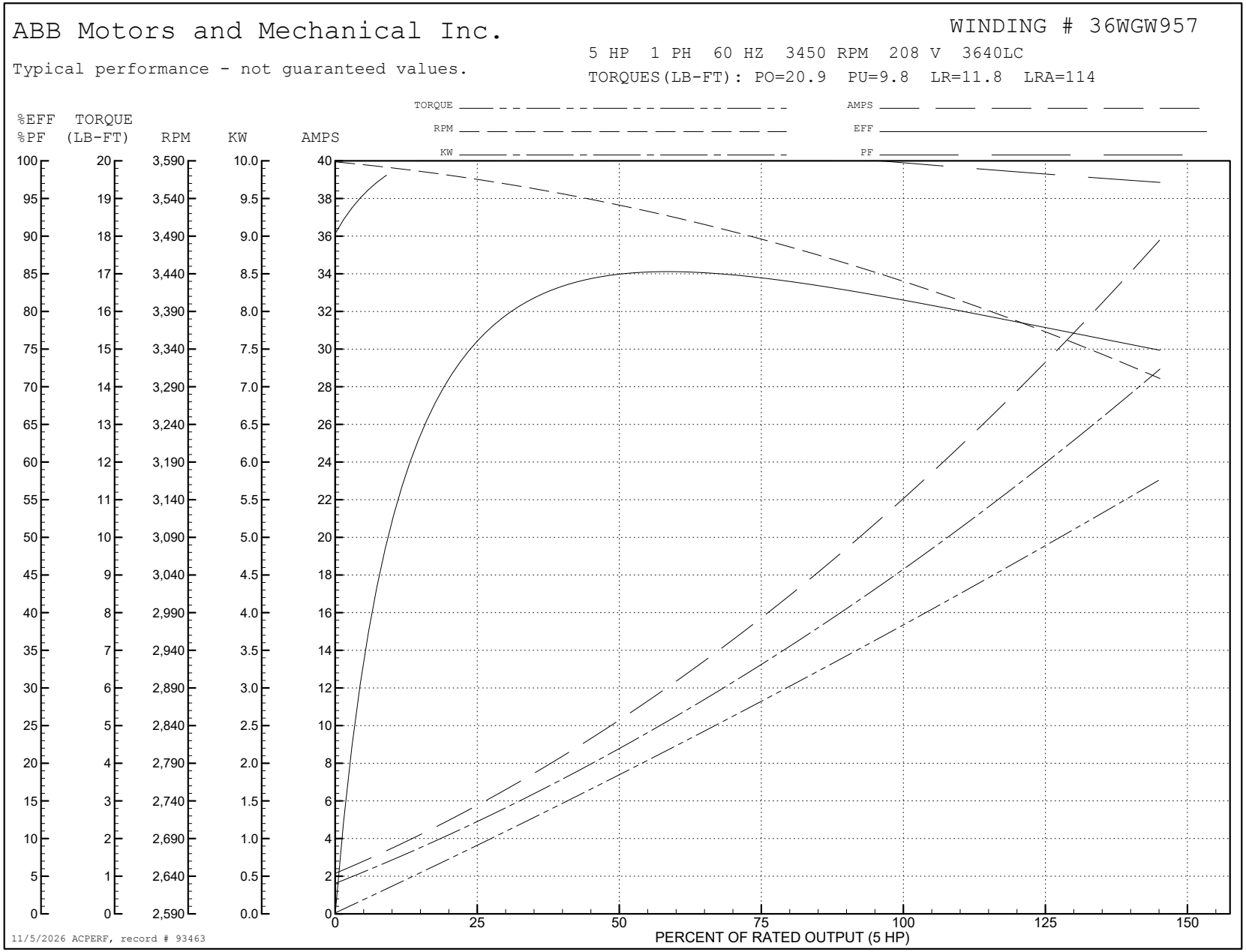
ABB Motors and Mechanical Inc.
WINDING # 36WGW957
5 HP 1 PH 60 HZ 3450 RPM 208 V 3640LC
Typical performance - not guaranteed values.
TORQUES(LB-FT): PO=20.9 PU=9.8 LR=11.8 LRA=114
TORQUE
RPM
KW
AMPS
EFF
PF
%EFF %PF
TORQUE (LB-FT)
RPM
KW
AMPS
PERCENT OF RATED OUTPUT (5 HP)
11/5/2026 ACPERF, record # 93463

AC Induction Motor Performance Data
Record # 93464
Typical performance - not guaranteed values

Winding: 36WGW957-R004	**Type:** 3640LC	**Enclosure:** TEFC

Nameplate Data				**230 V, 60 Hz: Single Voltage Motor**	
Rated Output (HP)			5	**Full Load Torque**	7.5 LB-FT
Volts			208-230	**Start Configuration**	direct on line
Full Load Amps			21.6-19.5	**Breakdown Torque**	26 LB-FT
R.P.M.			3450	**Pull-up Torque**	12.5 LB-FT
Hz	60	**Phase**	1	**Locked-rotor Torque**	15 LB-FT
NEMA Design Code	L	**KVA Code**	G	**Starting Current**	128 A
Service Factor (S.F.)			1	**No-load Current**	2.3 A
NEMA Nom. Eff.	83	**Power Factor**	99	**Line-line Res. @ 25ºC**	0.38 Ω A Ph 1.02 Ω B Ph
Rating - Duty			40C AMB-CONT	**Temp. Rise @ Rated Load**	67°C

Load Characteristics 230 V, 60 Hz, 5 HP

% of Rated Load	**25**	**50**	**75**	**100**	**125**	**150**
Power Factor	98	98	98	98	97	97
Efficiency	66.4	81.5	83.9	83.9	82.1	79.2
Speed	3565	3539	3507	3472	3430	3389
Line amperes	6.5	10.4	14.9	19.6	24.7	29.9

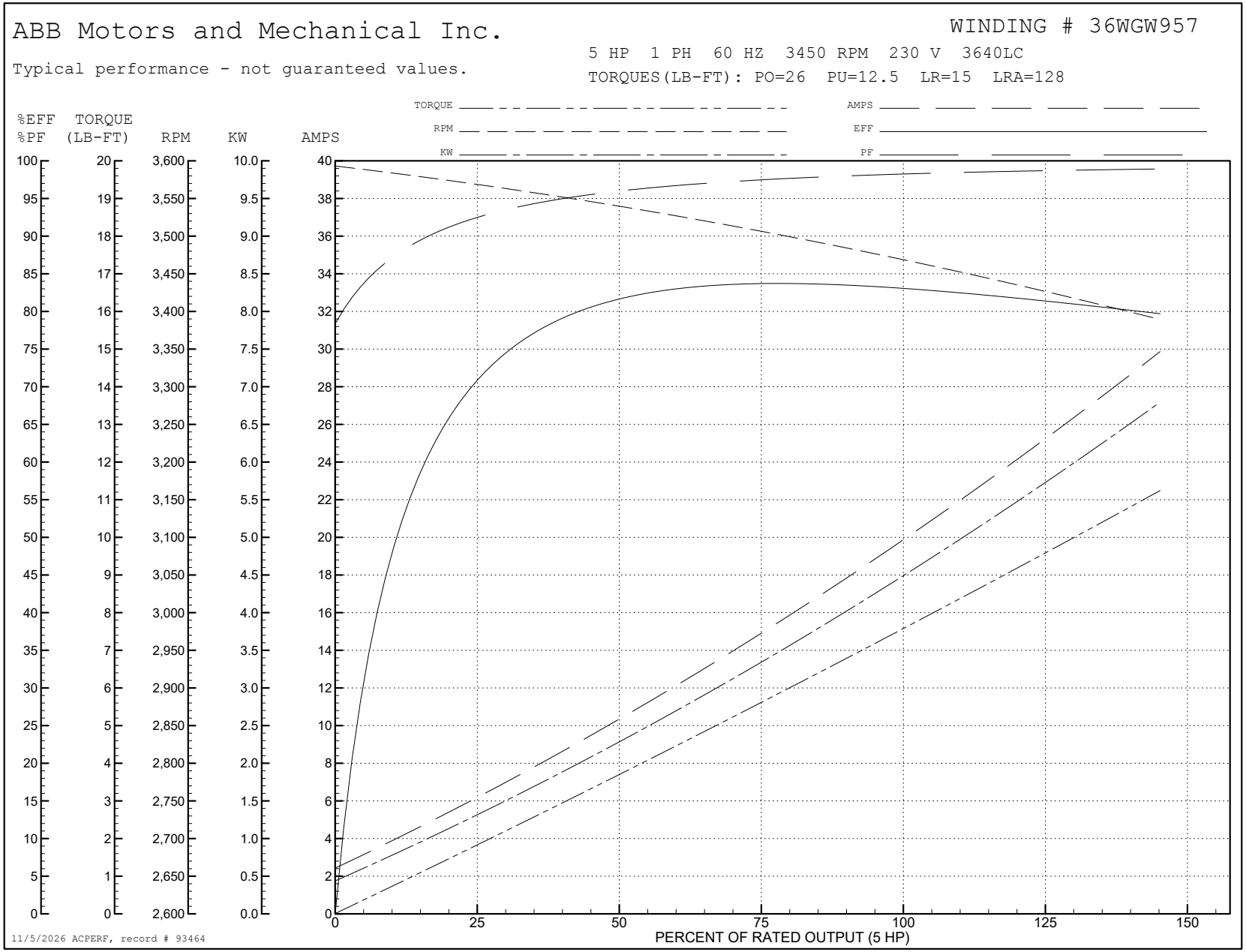
ABB Motors and Mechanical Inc.
WINDING # 36WGW957
5 HP 1 PH 60 HZ 3450 RPM 230 V 3640LC
Typical performance - not guaranteed values.
TORQUES(LB-FT): PO=26 PU=12.5 LR=15 LRA=128
TORQUE
RPM
KW
AMPS
EFF
PF
%EFF %PF
TORQUE (LB-FT)
RPM
KW
AMPS
PERCENT OF RATED OUTPUT (5 HP)
11/5/2026 ACPERF, record # 93464

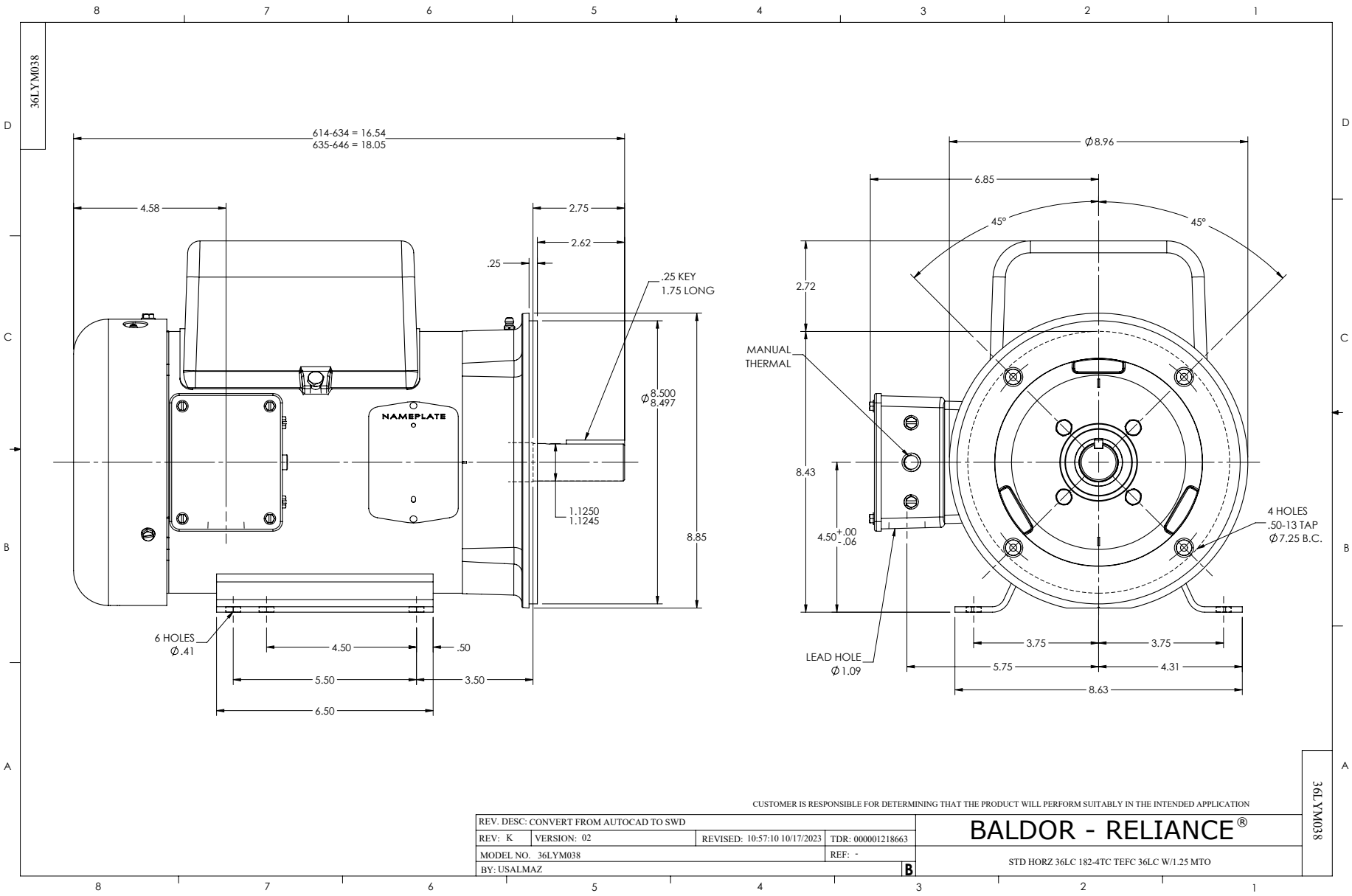
36LYM038
614-634 = 16.54
635-646 = 18.05
4.58
2.75
2.62
.25
.25 KEY
1.75 LONG
NAMEPLATE
Ø8.500
8.497
1.1250
1.1245
8.85
6 HOLES
Ø.41
4.50
.50
5.50
3.50
6.50
Ø8.96
6.85
45°
45°
2.72
MANUAL
THERMAL
8.43
4.50 +.00 -.06
4 HOLES
.50-13 TAP
Ø7.25 B.C.
LEAD HOLE
Ø1.09
3.75
3.75
5.75
4.31
8.63
CUSTOMER IS RESPONSIBLE FOR DETERMINING THAT THE PRODUCT WILL PERFORM SUITABLY IN THE INTENDED APPLICATION
REV. DESC: CONVERT FROM AUTOCAD TO SWD
REV: K
VERSION: 02
REVISED: 10:57:10 10/17/2023
TDR: 000001218663
MODEL NO. 36LYM038
REF: -
BY: USALMAZ
B
BALDOR - RELIANCE®
STD HORZ 36LC 182-4TC TEFC 36LC W/1.25 MTO
36LYM038

CD0002A02

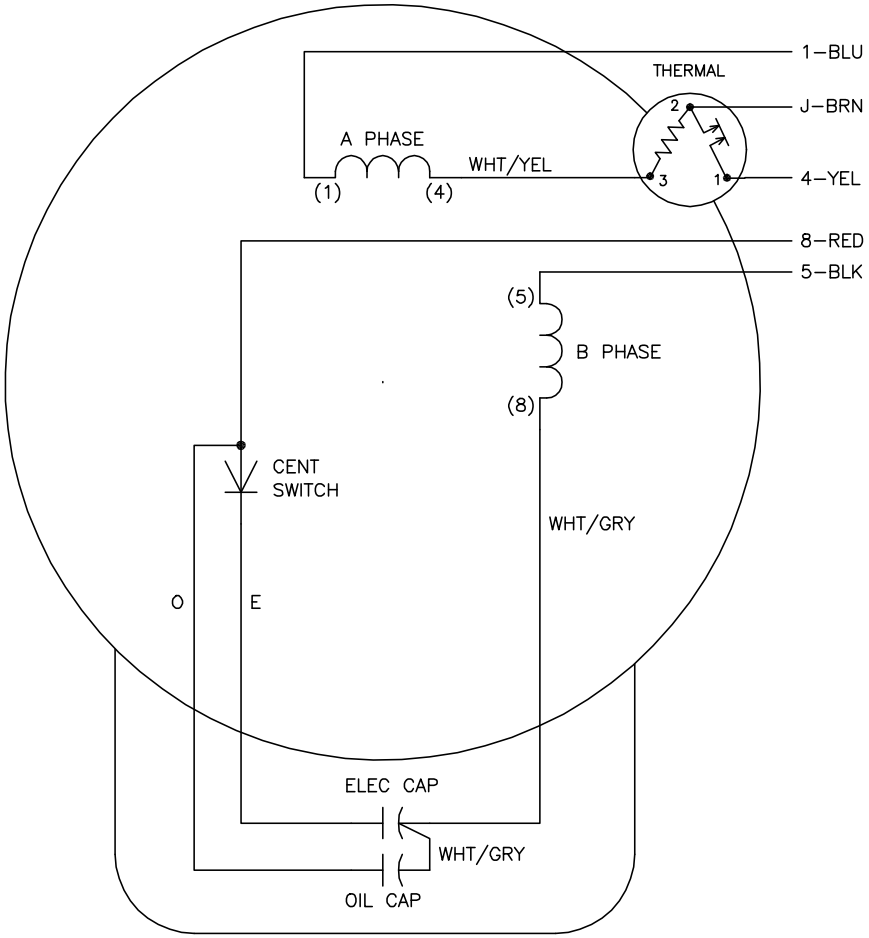

	LINE A	LINE B	JOIN
STD	1,8	4	J,5
OPP	1,5	4	J,8

NOTES:

1. STANDARD ROTATION IS CCW FACING END OPPOSITE SHAFT EXTENSION.
2. MULTIPLE CAPACITORS ARE CONNECTED IN PARALLEL UNLESS OTHERWISE SPECIFIED.
3. LEAD COLORS ARE OPTIONAL. LEADS MUST ALWAYS BE NUMBERED AS SHOWN.

REV. DESC: REMOVE 2–TERMINAL THERMAL DETAIL, SEE CD0002A04			BALDOR ELECTRIC Co.
REV. LTR: D	VERSION: 01	TDR: 000000360649	
CD0002A02	FILE: \AAA\00007\520	REVISED: 17:11:40 04/15/2005	TYPE LC, SV, REV, THERMAL, 5 LEADS
	MTL: –	BY: ENJOEP0	

CD0002A02