marathon®

General Purpose Motors

Model No: 132STFC6526
Catalog No: R328A

General Purpose Motor, 7.50 & 5 HP, 3 Ph, 60 & 50 Hz, 230/460 & 200/400 V, 1800 RPM, 132S Frame, TEFC

©2026 Marathon, All Rights Reserved.

marathon®

Product Information Packet: Model No: 132STFC6526, Catalog No: R328A General Purpose Motor, 7.50 & 5 HP, 3 Ph, 60 & 50 Hz, 230/460 & 200/400 V, 1800 RPM, 132S Frame, TEFC

Nameplate Specifications

Phase	**3**	Output HP	**7.50 & 5 Hp**
Output KW	**5.6 & 3.7 kW**	Voltage	**230/460 & 200/400 V**
Speed	**1770 & 1480 r/min**	Synchronous RPM	**1800 & 1500 r/min**
Service Factor	**1.15 & 1.15**	Frame	**132S**
Enclosure	**Totally Enclosed Fan Cooled**	Thermal Protection	**No Protection**
Efficiency	**92.4 & 92.4 %**	Ambient Temperature	**40 °C**
Frequency	**60 & 50 Hz**	Current	**18.4/9.2 & 15.2/7.6 A**
Power Factor	**82.5**	Duty	**Continuous**
Insulation Class	**F**	Design Code	**N (IEC)**
KVA Code	**J**	Drive End Bearing Size	**6308**
Opp Drive End Bearing Size	**6207**	UL	**Recognized**
CSA	**N**	CE	**Y**
IP Code	**55**	Number of Speeds	**1**

Technical Specifications

Electrical Type	**Squirrel Cage Inverter Rated**	Starting Method	**Line Or Inverter**
Poles	**4**	Rotation	**Reversible**
Resistance Main	**.399 O**	Mounting	**Rigid Base**
Motor Orientation	**Horizontal**	Drive End Bearing	**Ball**
Opp Drive End Bearing	**Ball**	Frame Material	**Cast Iron**
Shaft Type	**IEC**	Overall Length	**18.26 in**
Shaft Diameter	**1 1/2 in**	Shaft Extension	**3.14 in**
Assembly/Box Mounting	**F3**	Inverter Load	**Constant 20:1**

Drawings

Connection Drawing	**00417203ME**	Outline Drawing	**SS622237**

This is an uncontrolled document once printed or downloaded and is subject to change without notice. Date Created: 16/10/2026

WYE - DELTA STARTING USEABLE ON 2,4 AND 6 POLE MOTORS.

LOW VOLTAGE CONNECTION

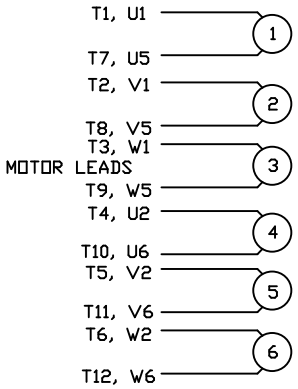

HIGH VOLTAGE CONNECTION

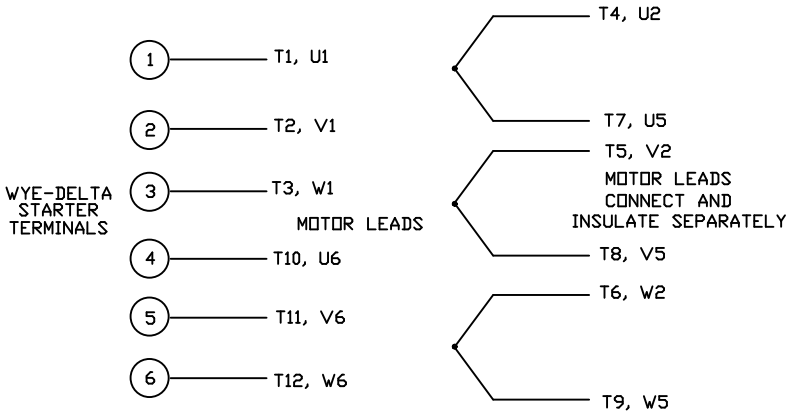

REFER TO THE WYE-DELTA STARTER CONNECTION INSTRUCTIONS FOR PROPER CONNECTION OF POWER LINES TO STARTER.

PART WINDING START USABLE ON 4 & 6 POLE MOTORS
LOW VOLTAGE CONNECTION ONLY

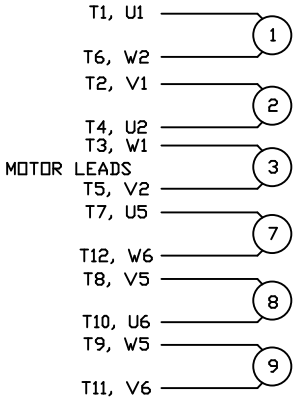

REFER TO THE PART WINDING STARTER INSTRUCTIONS FOR PROPER CONNECTION OF POWER LINES TO STARTER.

REFER TO THE CUTLER - HAMMER OR EQUIV. FOR PROPER SELECTION OF OVERLOAD HEATER COILS.

LINE LEADS

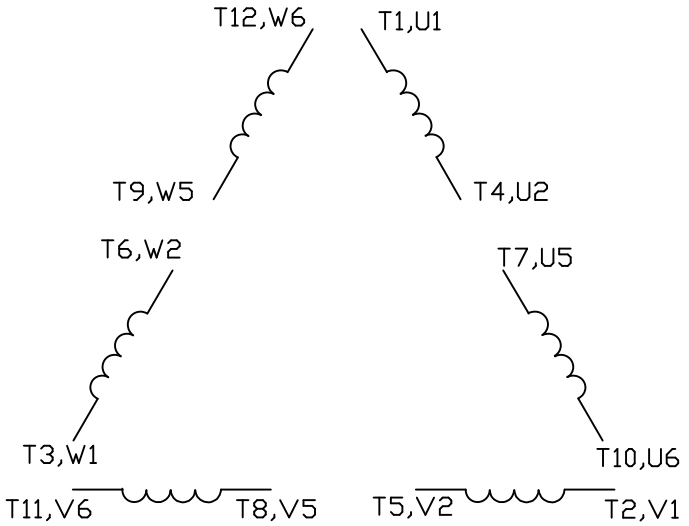

ROTATION CAN BE REVERSED BY INTERCHANGING ANY TWO LINE LEADS

12 LEAD DELTA CONNECTION ACROSS THE LINE START
(FOR Y START DELTA RUN, REMOVE THE JUMPERS)

LOW VOLTAGE
(MUST BE REWIRED AS SHOWN)

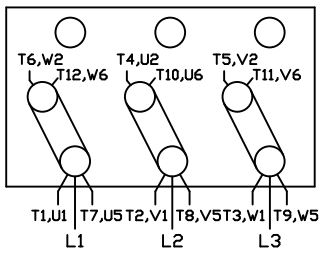

HIGH VOLTAGE
(FACTORY WIRED FOR HIGH VOLTAGE AS SHOWN)

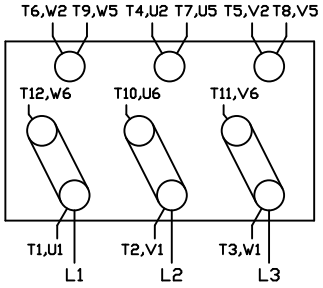

NO.	REVISION	BY & DATE	CHK

TOLERANCES UNLESS SPECIFIED

DEC.	INCHES
.X	±.1
.XX	±.01
.XXX	±.005
.XXXX	±.0005
ANG	±1/2°

MARATHON ELECTRIC

TITLE DELTA - WYE CONNECTION DIAGRAM
IEC CAST IRON MOTORS

MAT'L.
FINISH
CAD FILE 00417203ME
RFP
DIST

DRAWN CJW 08/28/02
CHK
APPD
SCALE 1=1
REF
FMF
PREV

SIZE A
DRAWING NO. 004172-03ME
REV.

THIS DRAWING IN DESIGN AND DETAIL IS OUR PROPERTY AND MUST NOT BE USED EXCEPT IN CONNECTION WITH OUR WORK ALL RIGHTS OF DESIGN AND INVENTION ARE RESERVED
THIS IS AN ELECTRONICALLY GENERATED DOCUMENT - DO NOT SCALE THIS PRINT

6/28/2007 3:22:33 PM -

Uncontrolled Copy

Data Sheet

Date: 29-06-2017
Customer:
Attention:
Submitted by: FAREEDA DUDEKULA

marathon® electric

132STFC6526

Submittal

Data @ 460 V

Motor Load Data

Load	0%	25%	50%	75%	100%	115%	125%	LR	
Current (Amps)	4.2	4.6	5.8	7.5	9.2	10.2	11.2	71.5	
Torque (ft-lb)	0.00	5.5	11.0	16.8	22.2	25.5	27.8	47.0	
RPM	1800	1795	1788	1778	1770	1,765	1760	0	
Efficiency (%)		86.5	91.0	92.4	92.4	92.4	91.7		
P.F. (%)	5.5	44.0	66.5	77.5	82.5	84.0	85.0	40.0	

Motor Speed Data

	LR	Pull-Up	BD	Rated	Idle
Speed (RPM)	0	900	1585	1770	1800
Current (Amps)	71.5	65.0	42.5	9.2	4.2
Torque (ft-lb)	47.0	40.0	80.0	22.2	0.00

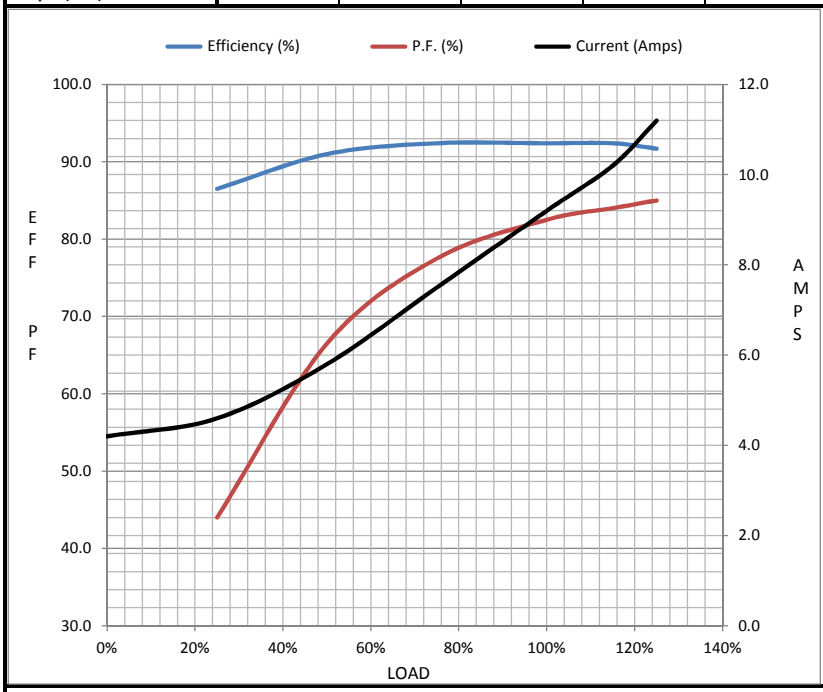

Information Block

HP	7.5
Sync. RPM	1800
Frame	132
Enclosure	TEFC
Construction	TFC
Voltage	230/460#200/40(V
Frequency	60 Hz
Design	A
LR Code letter	J
Service Factor	1.15
Temp Rise @ FL	30 ° C
Duty	CONT
Ambient	40 ° C
Elevation	1,000 feet
Rotor/Shaft wk²	0.00 Lb-Ft²
Ref Wdg	T10704028 NONE
Sound Pressure @ 1M	47 dBA
VFD Rating	CONSTANT 20:1
Outline Dwg	SS622237
Conn. Diag	00417203ME

Additional Specifications:

0

365THFS8036

EQUIV CKT (OHMS / PHASE)

R1	R2	X1	X2	Xm
0.0000	0.0000	0.0000	0.0000	0.0000

Speed -Torque Curve

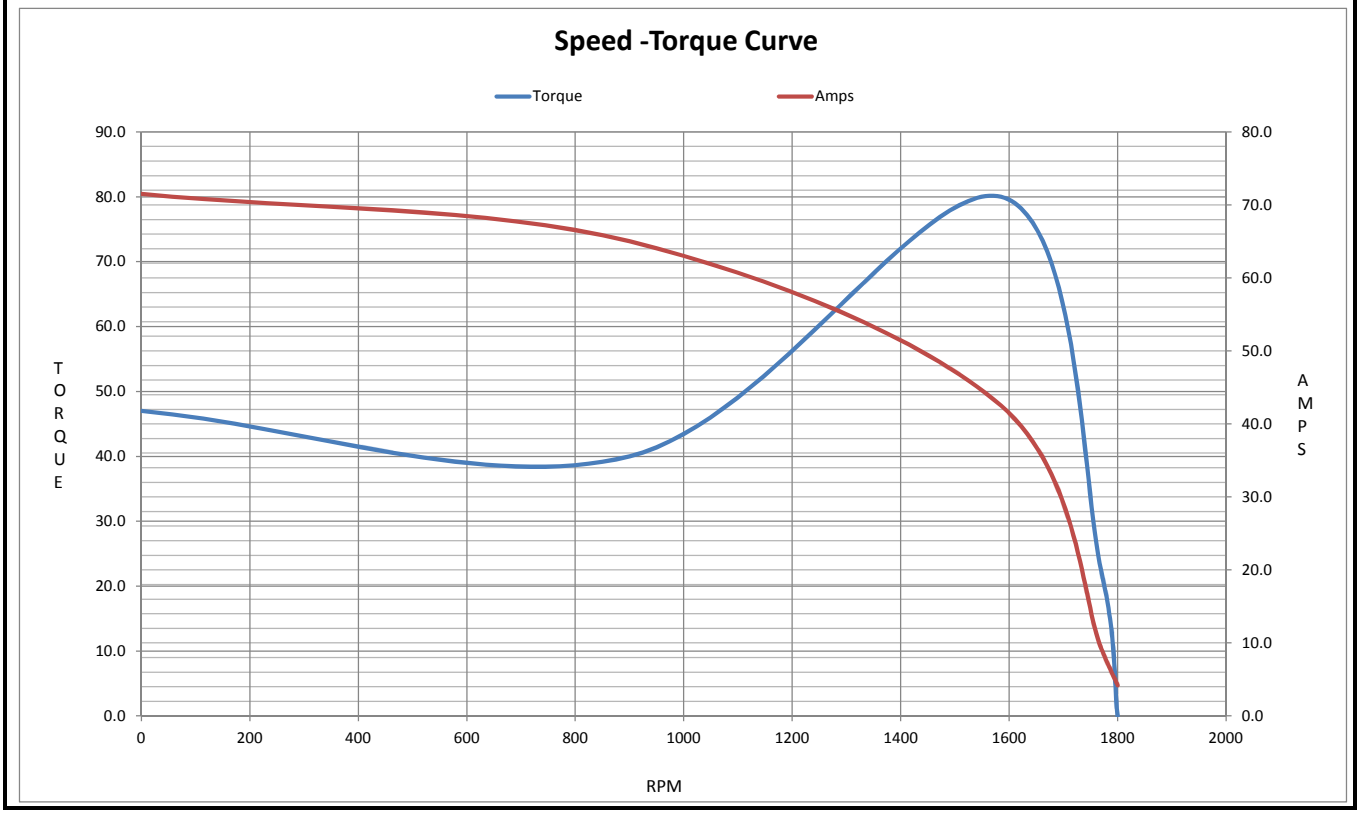

Uncontrolled Copy

P.O. BOX 8003
WAUSAU, WI 54401-8003
PH. 715-675-3311

DATA VOLTS: 460

CERTIFICATION DATA SHEET

CUSTOMER:
ORDER #:
CONN. DIAGRAM: 00417203ME
OUTLINE: SS622237
WINDING: T10704028 NONE 3
SPEED:

CUSTOMER P.O. #:
REFERENCE MODEL #: 132STFC6526
CAT #: R328A
CUSTOMER PART #:
MOUNTING: F3

TYPICAL MOTOR PERFORMANCE DATA

HP	KW	SYNC RPM	FL RPM	FRAME	ENCLOSURE	TYPE	KVA CODE	DESIGN
7.5	5.6	1800	1770	132S	TEFC	TFC	J	N

PH	HZ	VOLTS	AMPS	START TYPE	DUTY	INSL	S.F.	AMB	ELEV.
3	60/50	230/460#200/400	18.4/9.2&15.2/7.6	LINE OR INVERTER	CONT	F	1.15	40	3300

F.L. EFF	92.4	3/4 LD EFF	92.4	1/2 LD EFF	91.0	GTD EFF	ELECT. TYPE	
F.L. PF	82.5	3/4 LD PF	77.5	1/2 LD PF	66.5	91.0	SQ CAGE INV RATED	

F.L. TORQUE	LR AMPS @ 460 V	L.R. TORQUE		B.D. TORQUE		F.L. RISE (°C)	
22.2 LB-FT	71.5	47.0	LB-FT 212%	80.0	LB-FT 360%	30	

@ 3 FT.	POWER	ROTOR WK²	MAX. LOAD WK²	SAFE STALL TIME	STARTS/HOUR	MOTOR WGT
47 dBA	56 dBA	0.00 LB-FT²	0 LB-FT²	20 SEC.	2	140 LB.

*** SUPPLEMENTAL INFORMATION ***

DE BRACKET TYPE	ODE BRACKET TYPE	MOUNT TYPE	MOTOR ORIENTATION	SEVERE DUTY	HAZARDOUS LOCATION	DRIP COVER	SCREENS	PAINT
STANDARD	STANDARD	RIGID	HORIZONTAL	UM SEVERE	NONE	NO	NONE	BLUE (ENAMEL)

BEARINGS DE	BEARINGS ODE	GREASE	SHAFT TYPE	SPECIAL DE	SPECIAL ODE	SHAFT MATERIAL	FRAME MATERIAL
BALL	BALL	POLYREX EM	STANDARD IEC	NONE	NONE	1045 HOT ROLLED (C-204	CAST IRON
6308	6207						

THERMOSTATS	PROTECTORS	WDG RTD's	BRG RTD's	THERMISTORS	CONTROL	SPACE HEATERS
NONE	NOT	NONE	NONE	NONE	FALSE	NA

R1 (ohms/ph)	R2 (ohms/ph)	X1 (ohms/ph)	X2 (ohms/ph)	Xm (ohms/ph)	VIBRATION (in/sec)	FLOAT
0	0	0	0	0	0.080	ODE

*
NOTES
*

INVERTER TORQUE: CONSTANT 20:1
INV. HP SPEED RANGE: 1.5 X BASE SPEED

ENCODER: NONE
NONE
NONE NONE PPR

BRAKE: NONE
NONE NONE
FT-LB: NA
VOLTAGE: NONE HZ:
UL: V-INS, CONST UL REC

PREPARED BY: EARL BABBITTS
DATE: 5/5/2017

FORM: 3531 REV_4 2/27/06