



5896TRM  
Tub/Shower System  
**Specification Submittal**

Location:

Model Numbers	Modifications																					
<input type="checkbox"/> <b>5896TRM</b> Tub/Shower System, Temptrol Pressure Balancing Shower Valve ordered separately  <b>Valve Options:</b> -261 Series Temptrol Shower Valve with TRM modifier -161 Series Temptrol SHower Valve requires TC modifiers -3DIVBODYSRT	<input type="checkbox"/> <b>15</b>  1.5 gpm (5.7 L/min) flow restrictor <input type="checkbox"/> <b>L1</b> Less showerhead <input type="checkbox"/> <b>L2</b> Less hand shower <input type="checkbox"/> <b>L3</b> Less showerhead and hand shower <input type="checkbox"/> <b>L4</b> Less showerhead, shower arm & flange <input type="checkbox"/> <b>L5</b> Less hand shower system (less bar/ cradle, hose, wand and elbow) <input type="checkbox"/> <b>L6</b> Not applicable instead order 5895 <input type="checkbox"/> <b>L7</b> Less handle <input type="checkbox"/> <b>STN</b> Satin Nickel finish <input type="checkbox"/> <b>MB</b> Matte Black finish <input type="checkbox"/> <b>BBZ</b> Brushed Bronze finish <input type="checkbox"/> <b>TC</b> Test Cap Trim (includes TA-10&T-12A) used with 16 series Temptrol Valve <b>Note:</b> Append appropriate suffix to model number.																					
Feature Highlights	<b>Warranty</b>																					
<ul style="list-style-type: none"> <li>Adjustable stop screw to limit handle rotation</li> <li>30" Slide bar</li> <li>Three function diverter body sold separately</li> <li>Non-diverter slip-on tub spout</li> <li>60" flexible metal hose</li> <li>7-Mode, NSPO hand shower wand</li> <li>7-Mode, NPSO Showerhead</li> <li>Standard 2.0 gpm (7.6 L/min) flow restrictor</li> <li>Components made from metal and nonmetal materials, plated in standard polished chrome finish</li> <li>Valves to be ordered separately</li> <li>Available with TA-10 flow control spindle and T-12A cap assembly for Temptrol valve bodies installed with Test Cap (order p/n 5896TRMTC)</li> </ul>	<p><b>Limited Lifetime</b> - for residential installations.  <b>10 Years</b> - for commercial/industrial installations.                      Refer to <a href="http://www.symmons.com/warranty">www.symmons.com/warranty</a> for complete warranty information.</p> 																					
Compliance	<b>SKU Builder</b>																					
-ASME A112.18.1/CSA B125.1 -WaterSense 1.5 gpm (5.7 L/min) 2.0 gpm (7.6 L/min) -Lever handle meets ADA requirements for operation	<table border="1"> <thead> <tr> <th>Series</th> <th>Finish</th> <th>Modifier</th> <th>Flow Rate</th> <th>Trim (required)</th> <th>Test Cap</th> <th>Final SKU</th> </tr> </thead> <tbody> <tr> <td>5896</td> <td>MB</td> <td>L3</td> <td></td> <td>TRM</td> <td>TC</td> <td>5896MBL3TRMTC</td> </tr> <tr> <td>5896</td> <td>MB</td> <td></td> <td></td> <td>TRM</td> <td></td> <td>5896MBTRM</td> </tr> </tbody> </table> <p><b>Note:</b> No more than two modifiers (L1-L7) and modifier order will follow numerical order.</p>	Series	Finish	Modifier	Flow Rate	Trim (required)	Test Cap	Final SKU	5896	MB	L3		TRM	TC	5896MBL3TRMTC	5896	MB			TRM		5896MBTRM
Series	Finish	Modifier	Flow Rate	Trim (required)	Test Cap	Final SKU																
5896	MB	L3		TRM	TC	5896MBL3TRMTC																
5896	MB			TRM		5896MBTRM																

**SKU Builder**

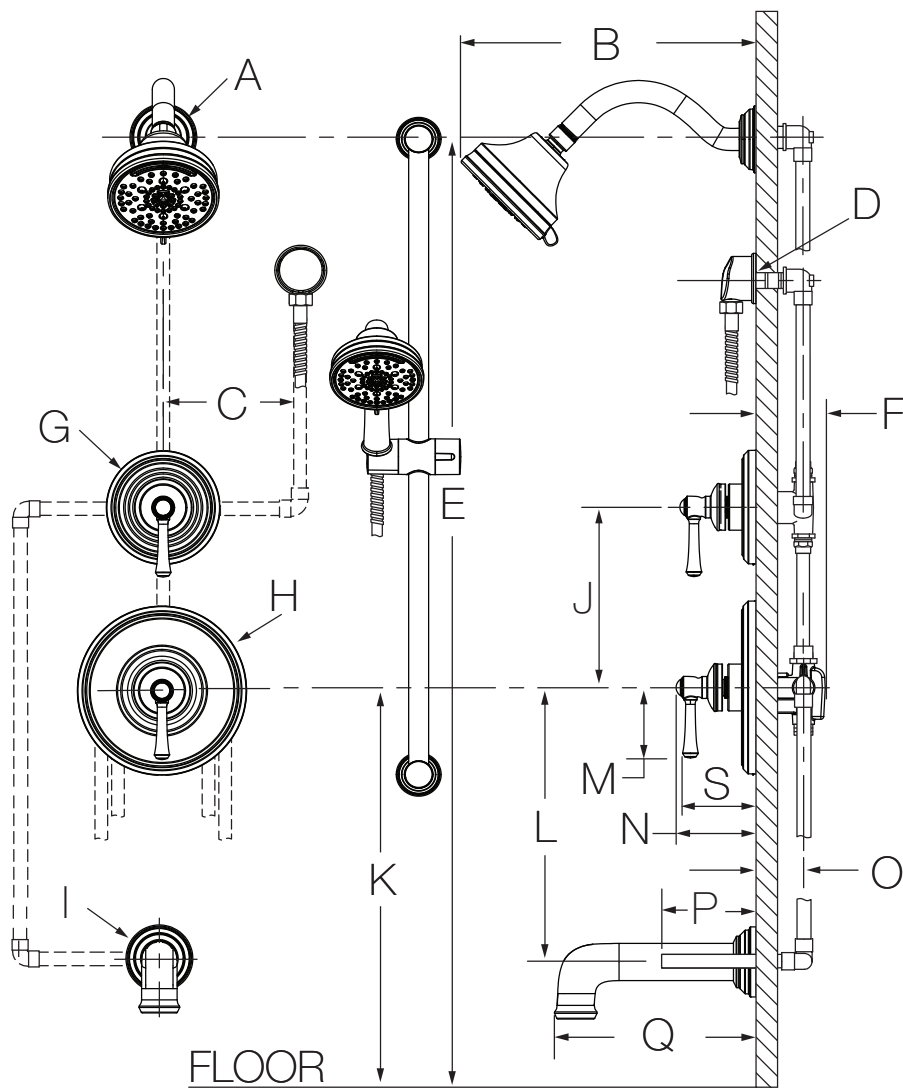
Series	Finish	Modifier	Flow Rate	Trim (required)	Test Cap	Final SKU
5896	MB	L3		TRM	TC	5896MBL3TRMTC
5896	MB			TRM		5896MBTRM

**Note:** No more than two modifiers (L1-L7) and modifier order will follow numerical order.

**Architectural/Engineering Specification**

Symmons Braston® Tub/Shower System \_\_\_\_\_ Includes Adjustable stop screw to limit handle rotation, 30" Slide bar, Three function diverter body sold separately, Non-diverter slip-on tub spout, 60" flexible metal hose, 7-Mode, NSPO hand shower wand, 7-Mode, NPSO Showerhead, Standard 2.0 gpm (7.6 L/min) flow restrictor, Components made from metal and nonmetal materials, plated in standard polished chrome finish, Valves to be ordered separately, Available with TA-10 flow control spindle and T-12A cap assembly for Temptrol valve bodies installed with Test Cap (order p/n 5896TRMTC). 10-Year Commercial Warranty. ASME A112.18.1/CSA B125.1 and WaterSense 1.5/2.0 complaint, Lever handle meets ADA requirements for operation. Available options: "15 - 1.5 gpm (5.7 L/min) flow restrictor", "L1 - Less showerhead", "L2 - Less hand shower", "L3 - Less showerhead and hand shower", "L4 - Less showerhead, shower arm & flange", "L5 - Less hand shower system (less bar/ cradle, hose, wand and elbow)", "L6 - Not applicable instead order 5895", "L7 - Less handle", "STN - Satin Nickel finish", "MB - Matte Black finish", "BBZ - Brushed Bronze finish", "TC - Test Cap Trim".

## Dimensions



Measurements	
A	Ø 2-3/8", 62 mm
B	10-13/16", 275 mm
C	6", 152 mm
D	Male 1/2-14 NPT thread must be recessed 1/4" (6 mm) from finished wall
E	Ref. 77", 1956 mm
F	4-3/4", 121 mm
G	Ø 5", 127 mm
H	Ø 7-1/2", 191 mm
I	Ø 2-7/16", 62 mm
J	Ref. 10", 254 mm
K	Ref. 32", 813 mm
L	Ref. 12", 305 mm
M	3-1/16", 77 mm
N	3-3/8", 85 mm
O	Rough-in 2-3/8" ± 1/2", 60 mm ± 13 mm
P	1/2 copper tube fitting must protrude 3" [77 mm] from finished wall
Q	7-1/16", 179 mm
S	3-1/16", 78 mm

### Notes:

- 1) Valve body and piping not included and shown as reference only.
- 2) Plaster shield (p/n T-176) for dry wall, plaster or other type walls 1/2" or greater.
- 3) All dimensions measured from nominal rough-in (see M as reference).
- 4) Dimensions subject to change without notice.