ABB BALDOR RELIANCE

Customer information packet

L1322TM

2HP, 1750RPM, 1PH, 60HZ, 145T, 3532LC, OPEN, F1
Class - None
Division - Not Applicable

Copyright © All product information within this document is subject to ABB Motors and Mechanical Inc. copyright © protection, unless otherwise noted.
11/5/2026 4:08:34 PM

Specifications

Enclosure	OPEN
Frame	145T
Frame Material	Steel
Frequency	60.00 Hz
Haz Area Class and Group	None
Haz Area Division	Not Applicable
Motor Letter Type	Cap Start, Cap Run
Output @ Frequency	2.000 HP @ 60 HZ
Phase	1
Synchronous Speed @ Frequency	1800 RPM @ 60 HZ
Voltage @ Frequency	115.0 V @ 60 HZ
	230.0 V @ 60 HZ
Agency Approvals	C UR US
Ambient Temperature	40 °C
Auxiliary Box	NO AUXILLARY BOX
Auxiliary Box Lead Termination	None
Base Indicator	Rigid
Bearing Grease Type	Polyrex EM (-20F +300F)
Blower	None
Current @ Voltage	17.800 A @ 115.0 V
	8.900 A @ 230.0 V
Design Code	L
Drip Cover	No Drip Cover
Duty Rating	CONT
Efficiency @ 100% Load	78.5 %
Electrically Isolated Bearing	Not Electrically Isolated
Feedback Device	NO FEEDBACK
Front Shaft Indicator	None
Heater Indicator	No Heater
High Voltage Full Load Amps	8.9 a
Insulation Class	F
Inverter Code	Not Inverter

Part Detail

Revision	B
Type	AC
Mech. spec.	35EE002
Base	
Status	PRD/A
Elec. spec.	35WGK361
Layout	35LYEE002
Eff. date	07-24-2026
CD Diagram	CD0320
Poles	04
Leads	4#16 A&J,2#18 B PH,1#14 #4TH
Proprietary	False
Created date	05-29-2024

KVA Code	H
Lifting Lugs	No Lifting Lugs
Locked Bearing Indicator	No Locked Bearing
Motor Lead Quantity/Wire Size	4 @ 16 AWG, A&J
Motor Lead Termination	Flying Leads
Motor Standards	NEMA
Motor Type	3532LC
Mounting Arrangement	F1
Number of Poles	4
Overall Length	13.00 IN
Power Factor	92
Product Family	General Purpose
Pulley End Bearing Type	Ball
Pulley Face Code	Standard
Pulley Shaft Indicator	Standard
Rodent Screen	None
Service Factor	1.15
Shaft Diameter	0.875 IN
Shaft Ground Indicator	No Shaft Grounding
Shaft Rotation	Reversible
Shaft Slinger Indicator	No Slinger
Speed	1750 rpm
Speed Code	Single Speed
Starting Method	Direct on line
Thermal Device - Bearing	None
Thermal Device - Winding	None
Vibration Sensor Indicator	No Vibration Sensor
Winding Thermal 1	Manual Thermal Overload
Winding Thermal 1 Location	ES
Winding Thermal 2	None

Nameplate

NP1257L											
CAT.NO.	L1322TM										
SPEC.	35EE002K361										
HP	2										
VOLTS	115/230										
AMP	17.8/8.9										
RPM	1750										
FRAME	145T		**HZ**	60		**PH**	1				
SER.F.	1.15	**CODE**	H	**DES**	-	**CL**	F				
NEMA-NOM-EFF	78.5	**PF**	92								
RATING	40C AMB-CONT										
CC											
DE	6205	**ODE**	6203								
ENCL	OPEN	**SN**									

AC Induction Motor Performance Data
Record # 107399
Typical performance - not guaranteed values

Winding: 35WGK361-R002	**Type:** 3532LC	**Enclosure:** OPEN

Nameplate Data				**230 V, 60 Hz: High Voltage Connection**	
Rated Output (HP)			2	**Full Load Torque**	6.068 LB-FT
Volts			115/230	**Start Configuration**	direct on line
Full Load Amps			17.8/8.9	**Breakdown Torque**	14.9 LB-FT
R.P.M.			1750	**Pull-up Torque**	9.4 LB-FT
Hz	60	**Phase**	1	**Locked-rotor Torque**	13.4 LB-FT
NEMA Design Code	-	**KVA Code**	H	**Starting Current**	61.1 A
Service Factor (S.F.)			1.25	**No-load Current**	3.62 A
NEMA Nom. Eff.	78.5	**Power Factor**	92	**Line-line Res. @ 25ºC**	1.6988 Ω A Ph 1.3035 Ω B Ph
Rating - Duty			40C AMB-CONT	**Temp. Rise @ Rated Load**	56°C
S.F. Amps			23/11.5	**Temp. Rise @ S.F. Load**	71°C

Load Characteristics 230 V, 60 Hz, 2 HP

% of Rated Load	**25**	**50**	**75**	**100**	**125**	**150**	**S.F.**
Power Factor	63	80	88	92	94	94	93
Efficiency	64.5	76.8	80.3	80.2	77.7	73	78.7
Speed	1787.6	1774.9	1762.3	1747.3	1728.6	1699.2	1736
Line amperes	4.1	5.34	6.93	8.86	11.3	14.3	10.3

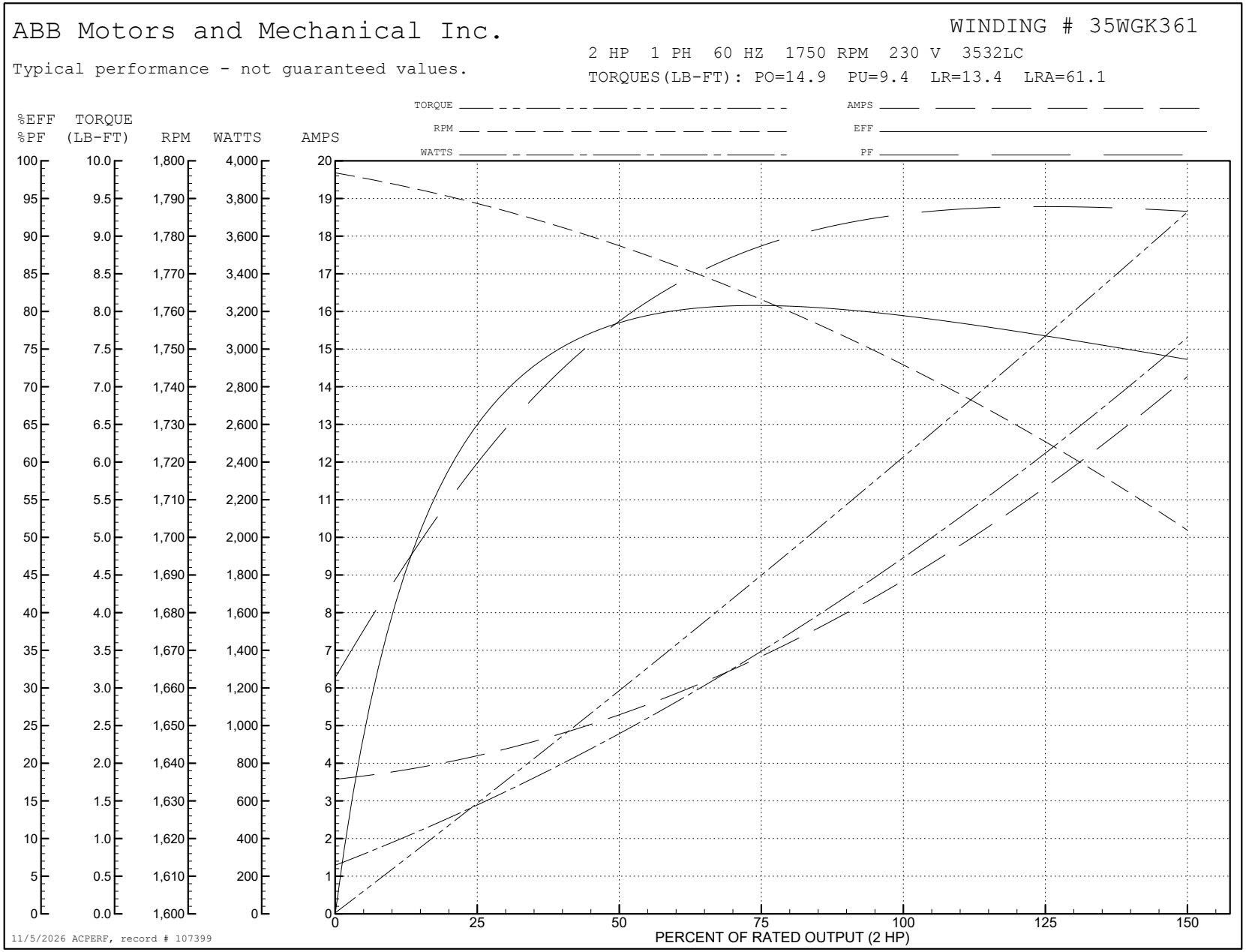
ABB Motors and Mechanical Inc.
WINDING # 35WGK361
Typical performance - not guaranteed values.
2 HP 1 PH 60 HZ 1750 RPM 230 V 3532LC
TORQUES(LB-FT): PO=14.9 PU=9.4 LR=13.4 LRA=61.1
TORQUE
RPM
WATTS
AMPS
EFF
PF
%EFF %PF
TORQUE (LB-FT)
RPM
WATTS
AMPS
PERCENT OF RATED OUTPUT (2 HP)
11/5/2026 ACPERF, record # 107399

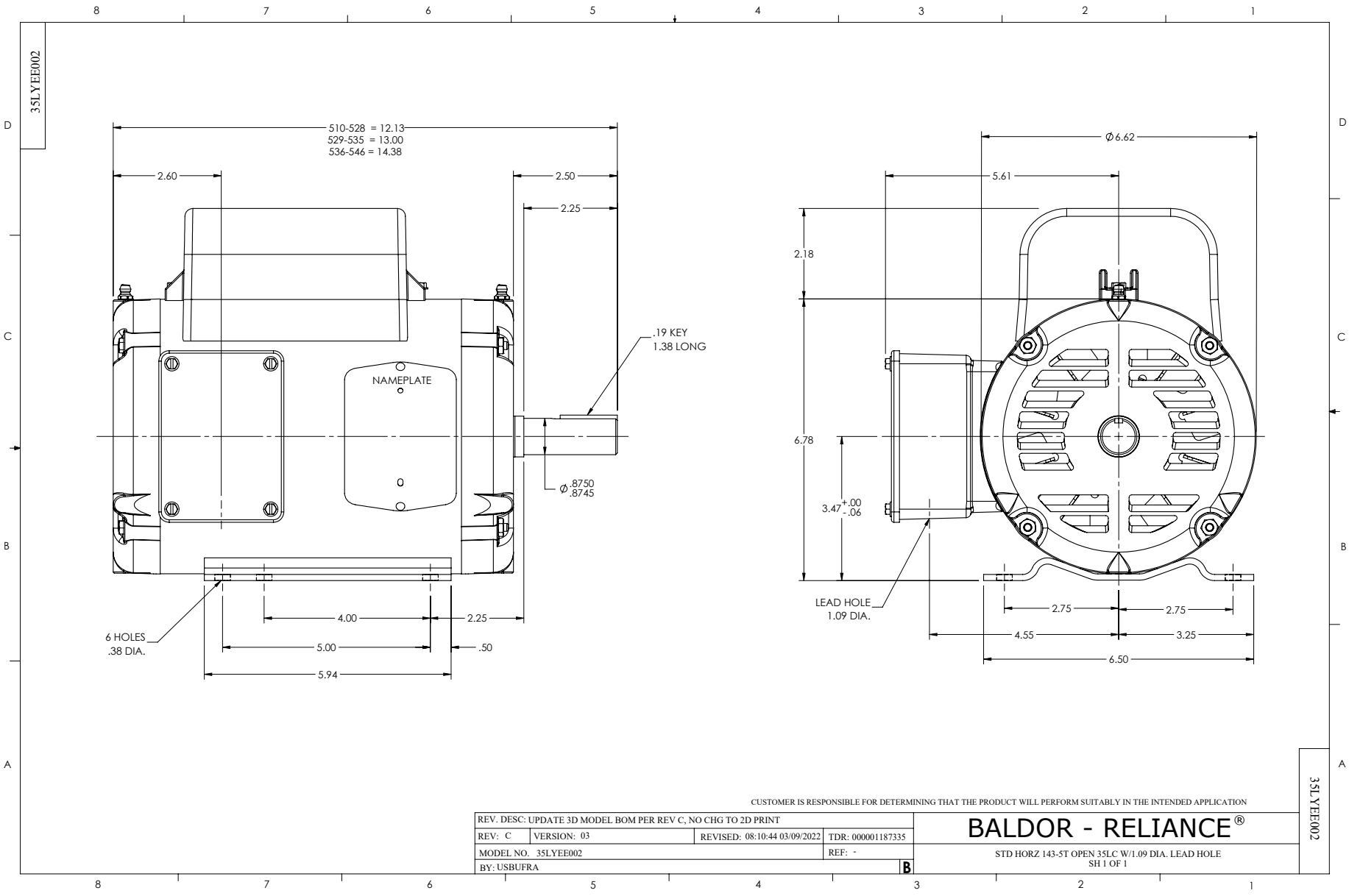
35LYEE002
510-528 = 12.13
529-535 = 13.00
536-546 = 14.38
2.60
2.50
2.25
.19 KEY
1.38 LONG
NAMEPLATE
Ø.8750
Ø.8745
6 HOLES
.38 DIA.
4.00
2.25
5.00
.50
5.94
Ø6.62
5.61
2.18
6.78
3.47 +.00 -.06
LEAD HOLE
1.09 DIA.
2.75
2.75
4.55
3.25
6.50
CUSTOMER IS RESPONSIBLE FOR DETERMINING THAT THE PRODUCT WILL PERFORM SUITABLY IN THE INTENDED APPLICATION
REV. DESC: UPDATE 3D MODEL BOM PER REV C, NO CHG TO 2D PRINT
REV: C
VERSION: 03
REVISED: 08:10:44 03/09/2022
TDR: 000001187335
MODEL NO. 35LYEE002
REF: -
BY: USBUFRA
B
BALDOR - RELIANCE®
STD HORZ 143-5T OPEN 35LC W/1.09 DIA. LEAD HOLE
SH 1 OF 1
35LYEE002

CD0320

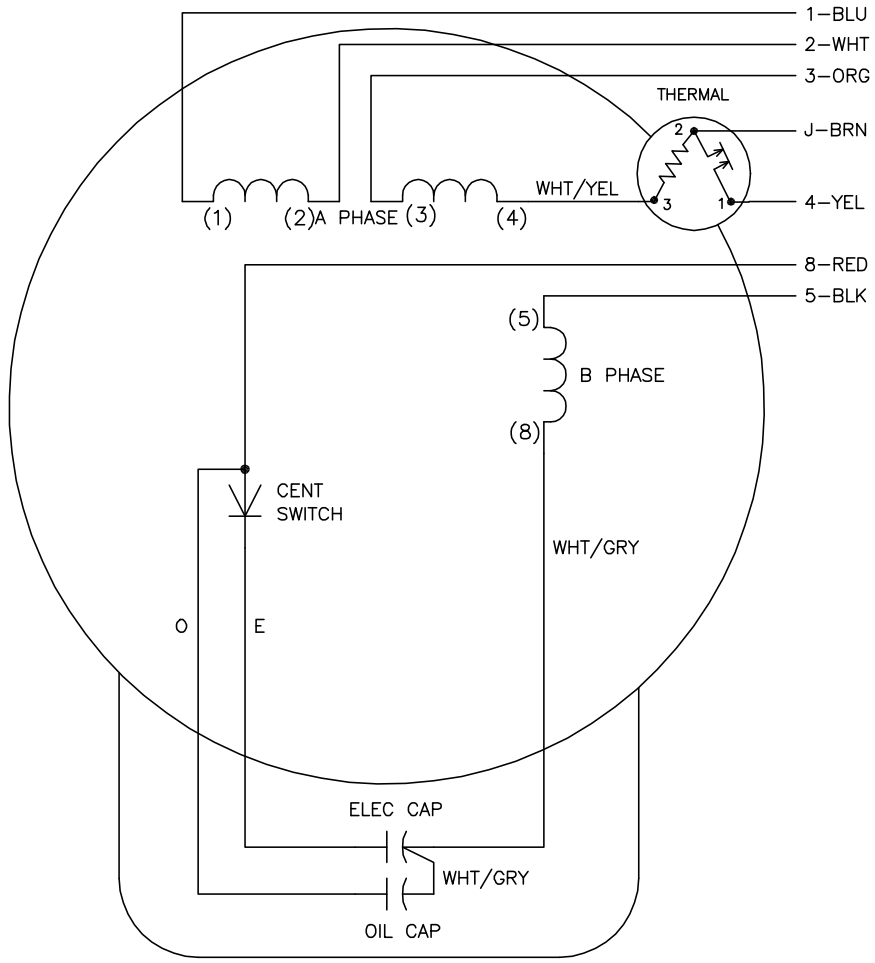

	LINE A	LINE B	JOIN	JOIN
HIGH STD	1,8	4	2,3,5	J
HIGH OPP	1,5	4	2,3,8	J
LOW STD	1,3,8	4	–	2,J,5
LOW OPP	1,3,5	4	–	2,J,8

NOTES:

1. STANDARD ROTATION IS CCW FACING END OPPOSITE SHAFT EXTENSION.
2. MULTIPLE CAPACITORS ARE CONNECTED IN PARALLEL UNLESS OTHERWISE SPECIFIED.
3. LEAD COLORS ARE OPTIONAL. LEADS MUST ALWAYS BE NUMBERED AS SHOWN.

CD0320

REV. DESC: ADD INTERNAL CONNECTION TO HELP MANUFACTURING		
REV. LTR: G	VERSION: 01	TDR: 000000941594
FILE: \AAA\00007\422	REVISED: 02:21:00 08/28/2015	BY: ENALEMO
MTL: –		

BALDOR

TYPE LC, DV, REV, THERMAL, B PH AMPS THRU HTR HVC, 7 LEAD

SH 1 of 1