ABB BALDOR RELIANCE

Customer information packet

L3605TM

2HP, 1725RPM, 1PH, 60HZ, 182T, 3634L, TEFC, F1
Class - None
Division - Not Applicable

Copyright © All product information within this document is subject to ABB Motors and Mechanical Inc. copyright © protection, unless otherwise noted.
11/5/2026 4:47:01 PM

Specifications

Enclosure	TEFC
Frame	182T
Frame Material	Steel
Frequency	60.00 Hz
Haz Area Class and Group	None
Haz Area Division	Not Applicable
Motor Letter Type	Cap Start, Induction Run
Output @ Frequency	2.000 HP @ 60 HZ
Phase	1
Synchronous Speed @ Frequency	1800 RPM @ 60 HZ
Voltage @ Frequency	115.0 V @ 60 HZ
	230.0 V @ 60 HZ
Agency Approvals	C UR US
Ambient Temperature	40 °C
Auxiliary Box	NO AUXILLARY BOX
Auxiliary Box Lead Termination	None
Base Indicator	Rigid
Bearing Grease Type	Polyrex EM (-20F +300F)
Blower	None
Current @ Voltage	11.000 A @ 230.0 V
	22.000 A @ 115.0 V
Design Code	L
Drip Cover	No Drip Cover
Duty Rating	CONT
Efficiency @ 100% Load	75.0 %
Electrically Isolated Bearing	Not Electrically Isolated
Feedback Device	NO FEEDBACK
Front Face Code	Standard
Front Shaft Indicator	None
Heater Indicator	No Heater
High Voltage Full Load Amps	11.0 a
Insulation Class	F

Part Detail

Revision	AG
Type	AC
Mech. spec.	36C001
Base	
Status	PRD/A
Elec. spec.	36WG0386
Layout	36LYC001
Eff. date	07-23-2026
CD Diagram	CD0008
Poles	04
Leads	4#14 A&J,2#16 B PH,1#12 #4TH
Proprietary	False
Created date	01-01-0001

Inverter Code	Not Inverter
KVA Code	K
Lifting Lugs	No Lifting Lugs
Locked Bearing Indicator	No Locked Bearing
Motor Lead Exit	Ko Box
Motor Lead Quantity/Wire Size	4 @ 14 AWG, A&J
Motor Lead Termination	Flying Leads
Motor Standards	NEMA
Motor Type	3634L
Mounting Arrangement	F1
Number of Poles	4
Overall Length	16.56 IN
Power Factor	81
Product Family	General Purpose
Pulley End Bearing Type	Ball
Pulley Face Code	Standard
Pulley Shaft Indicator	Standard
Rodent Screen	None
Service Factor	1.00
Shaft Diameter	1.125 IN
Shaft Extension Location	Pulley End
Shaft Ground Indicator	No Shaft Grounding
Shaft Rotation	Reversible
Shaft Slinger Indicator	No Slinger
Speed	1725 rpm
Speed Code	Single Speed
Starting Method	Direct on line
Thermal Device - Bearing	None
Thermal Device - Winding	Do Not Use
Vibration Sensor Indicator	No Vibration Sensor
Winding Thermal 1	Manual Thermal Overload
Winding Thermal 1 Location	SB
Winding Thermal 2	None

Nameplate

NP1257L											
CAT.NO.	L3605TM										
SPEC.	36C01-386										
HP	2										
VOLTS	115/230										
AMP	22/11										
RPM	1725										
FRAME	182T		**HZ**	60		**PH**	1				
SER.F.	1.00	**CODE**	K	**DES**	L	**CL**	F				
NEMA-NOM-EFF	75	**PF**	81								
RATING	40C AMB-CONT										
CC											
DE	6206	**ODE**	6205								
ENCL	TEFC	**SN**									

Accessories

Part number	Description	Multiplier
36-3301	C FACE KIT	A8
36EP1304A62SP	FLANGE MTD ENDPLATE 182-4TD -ENCL (LESS	A8

AC Induction Motor Performance Data
Record # 61410
Typical performance - not guaranteed values

Winding: 36WG0386-R002	**Type:** 3634L	**Enclosure:** TEFC

Nameplate Data				**115 V, 60 Hz: High Voltage Connection**	
Rated Output (HP)			2	**Full Load Torque**	6 LB-FT
Volts			115/230	**Start Configuration**	direct on line
Full Load Amps			22/11	**Breakdown Torque**	14.5 LB-FT
R.P.M.			1725	**Pull-up Torque**	13 LB-FT
Hz	60	**Phase**	1	**Locked-rotor Torque**	16.6 LB-FT
NEMA Design Code	L	**KVA Code**	K	**Starting Current**	122 A
Service Factor (S.F.)			1	**No-load Current**	13 A
NEMA Nom. Eff.	75	**Power Factor**	81	**Line-line Res. @ 25ºC**	0.237 Ω A Ph 0.673 Ω B Ph
Rating - Duty			40C AMB-CONT	**Temp. Rise @ Rated Load**	78°C
				Locked-rotor Power Factor	88.6
				Rotor inertia	0.319 LB-FT2

Load Characteristics 115 V, 60 Hz, 2 HP

% of Rated Load	**25**	**50**	**75**	**100**	**125**	**150**
Power Factor	37	56	68	78	79	85
Efficiency	63.1	72.3	74.3	75	72	68.3
Speed	1783	1769	1753	1733	1711	1689
Line amperes	14	16.1	19.4	22	27.8	32.4

ABB Motors and Mechanical Inc.

WINDING # 36WG0386

2 HP 1 PH 60 HZ 1725 RPM 115 V 3634L

Typical performance - not guaranteed values.

TORQUES(LB-FT): PO=14.5 PU=13 LR=16.6 LRA=122

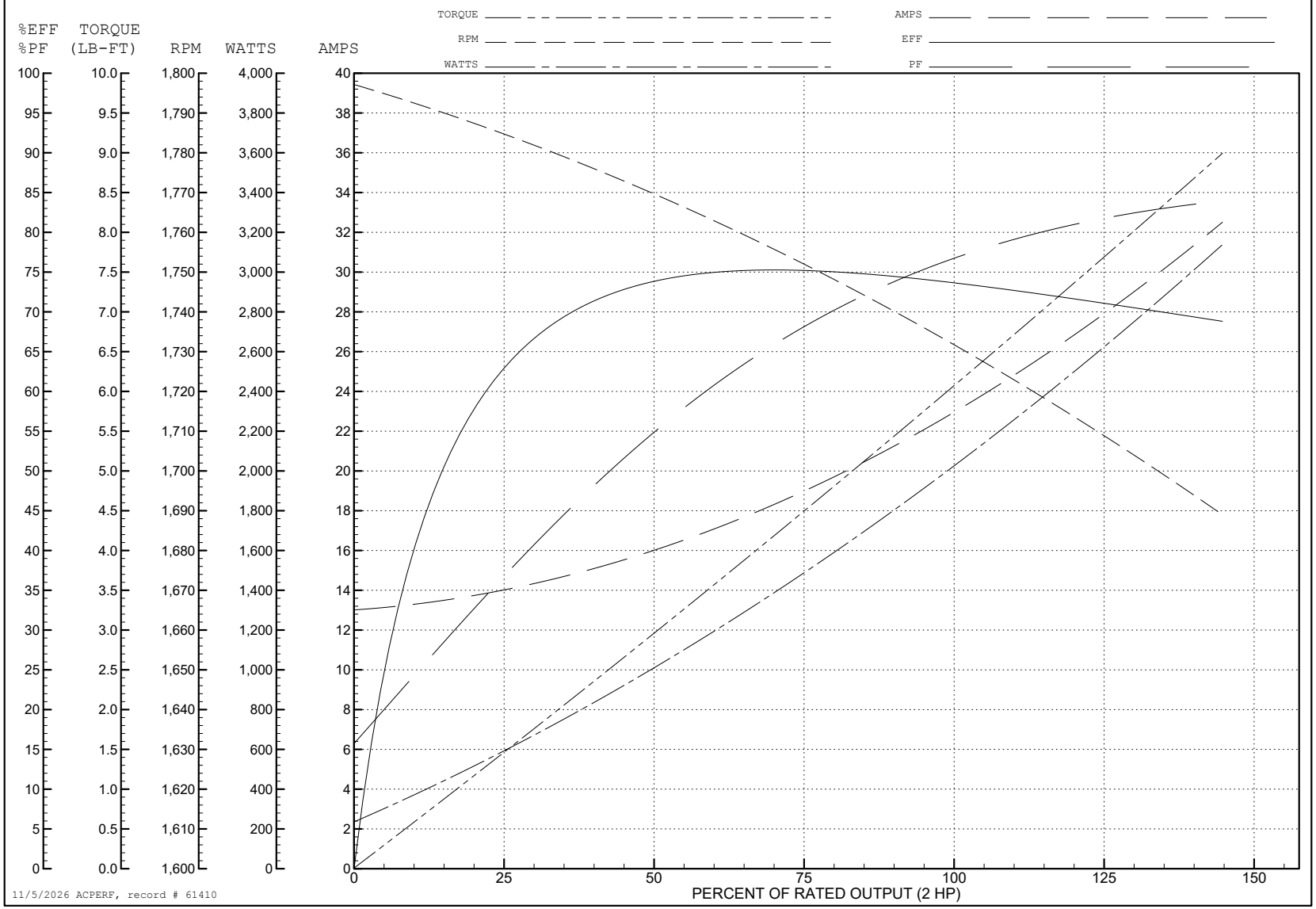

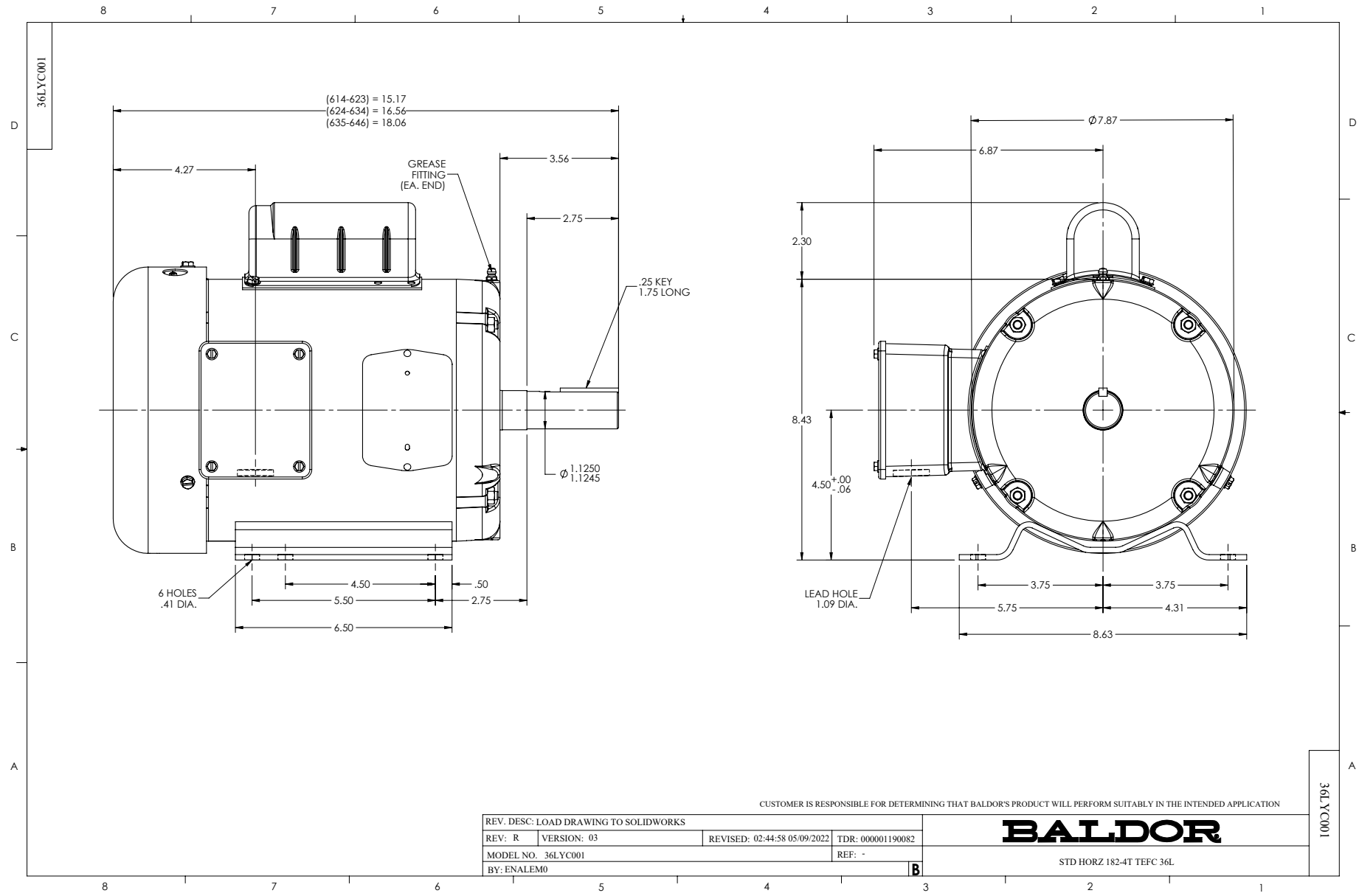
36LYC001
(614-623) = 15.17
(624-634) = 16.56
(635-646) = 18.06
4.27
3.56
GREASE FITTING (EA. END)
2.75
.25 KEY 1.75 LONG
Ø 1.1250 1.1245
6 HOLES .41 DIA.
4.50
.50
5.50
2.75
6.50
Ø7.87
6.87
2.30
8.43
4.50 +.00 -.06
LEAD HOLE 1.09 DIA.
3.75
3.75
5.75
4.31
8.63
CUSTOMER IS RESPONSIBLE FOR DETERMINING THAT BALDOR'S PRODUCT WILL PERFORM SUITABLY IN THE INTENDED APPLICATION
REV. DESC: LOAD DRAWING TO SOLIDWORKS
REV: R
VERSION: 03
REVISED: 02:44:58 05/09/2022
TDR: 000001190082
MODEL NO. 36LYC001
REF: -
BY: ENALEM0
B
BALDOR
STD HORZ 182-4T TEFC 36L
36LYC001

CD0008

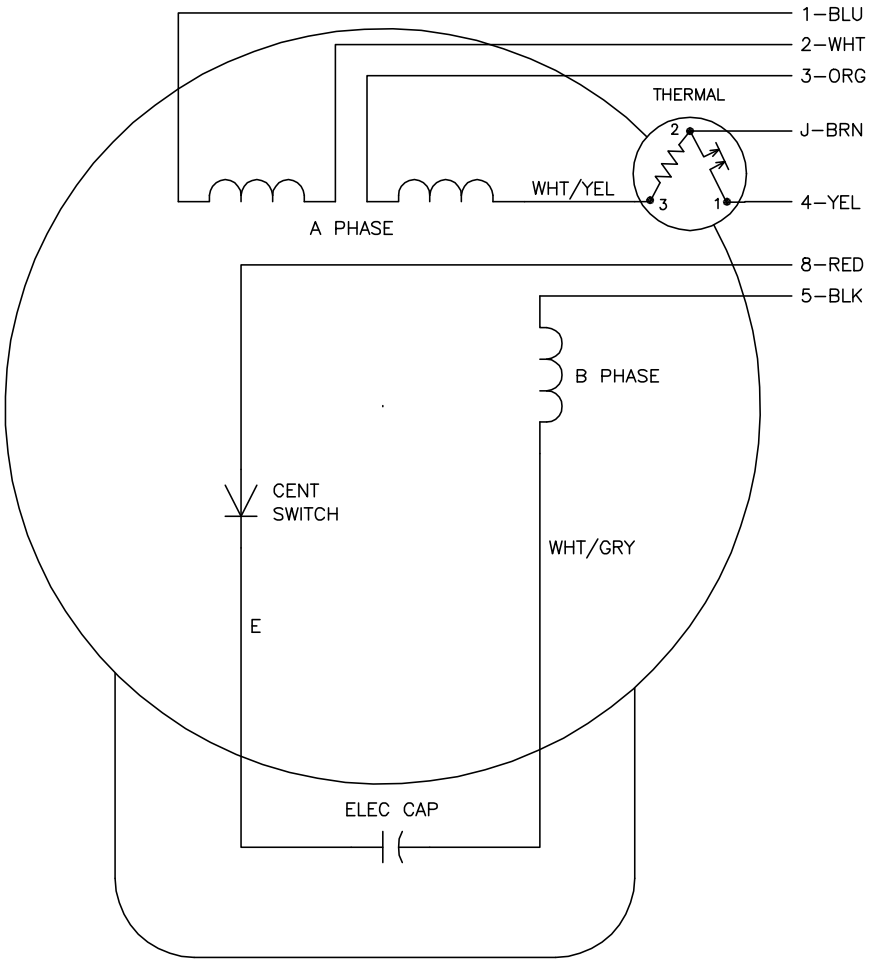

	LINE A	LINE B	JOIN	JOIN
HIGH STD	1	4	2,3,8	J,5
HIGH OPP	1	4	2,3,5	J,8
LOW STD	1,3,8	4	–	2,J,5
LOW OPP	1,3,5	4	–	2,J,8

NOTES:

1. STANDARD ROTATION IS CCW FACING END OPPOSITE SHAFT EXTENSION.
2. MULTIPLE CAPACITORS ARE CONNECTED IN PARALLEL UNLESS OTHERWISE SPECIFIED.
3. LEAD COLORS ARE OPTIONAL. LEADS MUST ALWAYS BE NUMBERED AS SHOWN.

CD0008

REV. DESC: REMOVE 2–TERMINAL THERMAL DETAIL, SEE CD0008A02			BALDOR ELECTRIC Co.
REV. LTR: F	VERSION: 01	TDR: 000000360649	
CD0008	FILE: \AAA\00007\408	REVISED: 10:56:54 04/18/2005	TYPE L, DV, REV, THERMAL, 7 LEADS
	MTL: –	BY: ENJOEP0	