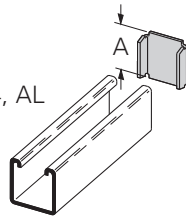


Miscellaneous Fittings

B203-B206 & B220-B223 Channel End Caps Type X

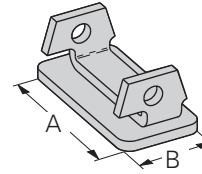
- Material: ASTM A1011 CS Type B
- Standard finishes: ZN, GRN, HDG, SS4, AL



Part No.	Use With	A		Wt./C	
		In.	mm	Lbs.	kg
B203	B42	1.015	(25.8)	6	(2.7)
B204	B54	.827	(21.0)	5	(2.2)
B205	B22	1.640	(41.6)	10	(4.5)
B206	B32	1.390	(35.3)	8	(3.6)
B220	B52	.827	(21.0)	4	(1.8)
B221	B12	2.452	(62.3)	15	(6.8)
B222	B11	3.265	(82.9)	20	(9.1)
B223	B24	1.640	(41.6)	10	(4.5)

B283-B286 Channel End Caps

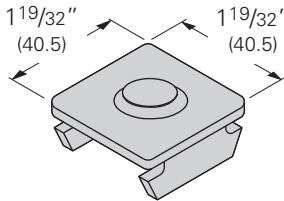
- Material: ASTM A1011 33,000 PSI min. yield
- Standard finishes: ZN, GRN



Part No.	Use With	A		B		Wt./C	
		In.	mm	In.	mm	Lbs.	kg
B283	B52	1 ¹⁹ / ₃₂ "	(40.5)	2 ⁵ / ₃₂ "	(19.8)	6	(2.7)
B284	B54	1 ¹⁹ / ₃₂ "	(40.5)	2 ⁵ / ₃₂ "	(19.8)	6	(2.7)
B285	B22	1 ¹⁹ / ₃₂ "	(40.5)	1 ¹⁹ / ₃₂ "	(40.5)	13	(5.9)
B286	B24	1 ¹⁹ / ₃₂ "	(40.5)	1 ¹⁹ / ₃₂ "	(40.5)	14	(6.3)

B287 & B288 Channel End Caps

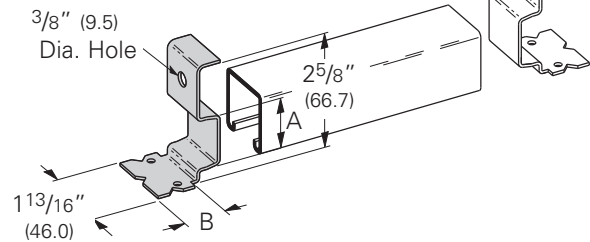
- Material: ASTM A1011 33,000 PSI min. yield
- Standard finishes: ZN, GRN



Part No.	Use With	Wt./C	
		Lbs.	kg
B287	B22	13	(5.9)
B288	B24	14	(6.3)

B3322, B3332, B3342, B3352 Anchor End Caps Type Y

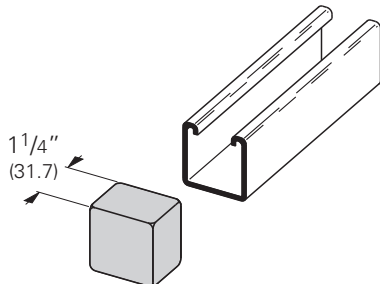
- Material: ASTM A1011 33,000 PSI min. yield
- Standard finishes: ZN



Part No.	Use With	A		B		Wt./C	
		In.	mm	In.	mm	Lbs.	kg
B3322	B22I	1.270	(32.2)	1 ³ / ₁₆ "	(30.2)	15	(6.8)
B3332	B32I	1.000	(25.4)	1 ³ / ₁₆ "	(30.2)	15	(6.8)
B3342	B42I	.645	(16.4)	1 ¹ / ₄ "	(31.8)	15	(6.8)
B3352	B52I	.460	(11.7)	1 ⁵ / ₁₆ "	(33.3)	15	(6.8)

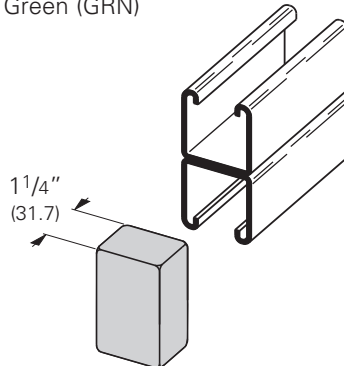
B822 Plastic End Cap for B22 & B24

- Material: Polyvinyl Chloride (PVC/Vinyl)
- Withstands intermittent temperatures up to 350°F (177°C) and 200°F (93°C) continuous
- Wt./C 3 Lbs. (1.3 kg)
- Available in colors: White (W), Yellow (Y), Black (BLK), Gray (GRY),



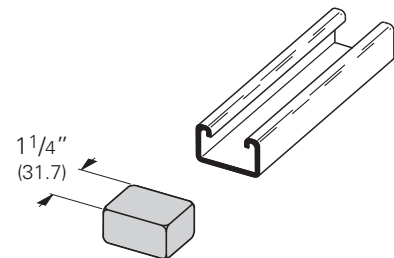
B822A Plastic End Cap for B22A & B11

- Material: Polyvinyl Chloride (PVC/Vinyl)
- Withstands intermittent temperatures up to 350°F (177°C) and 200°F (93°C) continuous
- Wt./C 5 Lbs. (2.2 kg)
- Available in colors: White (W), Yellow (Y), Black (BLK), Gray (GRY), Green (GRN)



B852 Plastic End Cap for B52 & B54

- Material: Polyvinyl Chloride (PVC/Vinyl)
- Withstands intermittent temperatures up to 350°F (177°C) and 200°F (93°C) continuous
- Wt./C 2.5 Lbs. (1.1 kg)
- Available in colors: White (W), Yellow (Y), Black (BLK), Gray (GRY), Green (GRN)



Reference page 106 for general fitting and standard finish specifications.

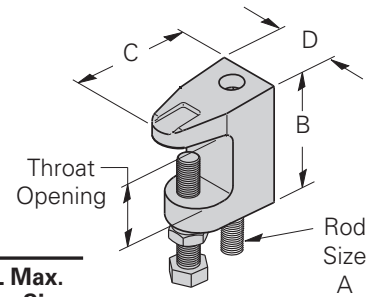
Beam Clamps

B3033 Reversible Wide Jaw Wedge C-Clamp (Malleable Iron)

- Safety Factor of 5
- Setscrew and locknut included
- Material: Malleable iron
- Standard finishes: HDG with ZN hardware, PLN



Throat Openings
 1 1/4" (31.7) For
 3/8 & 1/2 Sizes
 1 5/16" (33.3) For
 5/8 & 3/4 Sizes



Part No.	Rod Size A	B		C		D		Design Load		Wt./C		UL Max. Pipe Size	
		In.	mm	In.	mm	In.	mm	Lbs.	kN	Lbs.	kg	In.	mm
B3033-3/8	3/8"-16	2 1/4"	(57.1)	2"	(50.8)	1 1/8"	(28.6)	500	(2.22)	46	(20.8)	4"	(100)
B3033-1/2	1/2"-13	2 5/16"	(58.7)	2 3/16"	(55.5)	1 1/4"	(31.7)	810	(3.60)	64	(29.0)	8"	(200)
B3033-5/8	5/8"-11	2 5/8"	(66.7)	2 1/2"	(63.5)	1 3/8"	(34.9)	1000	(4.48)	116	(52.6)	8"	(200)
B3033-3/4	3/4"-10	2 11/16"	(68.3)	2 1/2"	(63.5)	1 7/16"	(36.5)	1400	(6.22)	140	(63.5)	10"	(250)

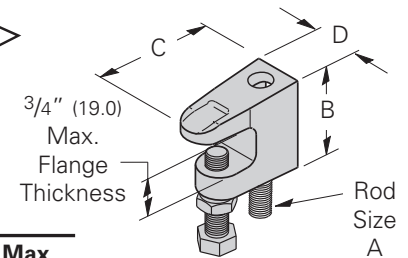
B3034 Wedge C-Clamp

- Safety Factor of 5
- 3/4" (19.0) Max. flange thickness
- Setscrew and locknut included
- Material: Malleable iron
- Standard finishes: HDG with ZN hardware, PLN

Note:
 3/8" & 1/2" Sizes
 Are Reversible
 Style



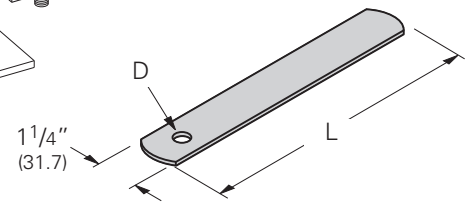
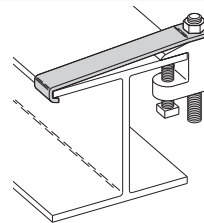
*
 3/8 & 1/2
 Sizes Only



Part No.	Rod Size A	B		C		D		Design Load		Wt./C		UL Max. Pipe Size	
		In.	mm	In.	mm	In.	mm	Lbs.	kN	Lbs.	kg	In.	mm
B3034-3/8*	3/8"-16	1 5/8"	(41.3)	2"	(50.8)	7/8"	(22.2)	560	(2.49)	54	(24.5)	4"	(100)
B3034-1/2*	1/2"-13	1 13/16"	(46.0)	2 3/16"	(55.5)	1 3/16"	(30.2)	810	(3.60)	51	(23.1)	8"	(200)
B3034-5/8	5/8"-11	1 3/4"	(44.5)	2 1/8"	(54.0)	1 1/8"	(28.6)	1000	(4.48)	70	(31.7)	-	-
B3034-3/4	3/4"-10	2"	(50.8)	2 1/4"	(57.2)	1 1/8"	(28.6)	1500	(6.67)	98	(44.4)	-	-

Fig. 69 (Formally B-Line B3367) Retaining Strap

- Specify 'L' lengths required
- Minimum recommended return on strap is 1" (25.4)
- Material: Pre-Galvanized Steel
- Standard finishes: GALV

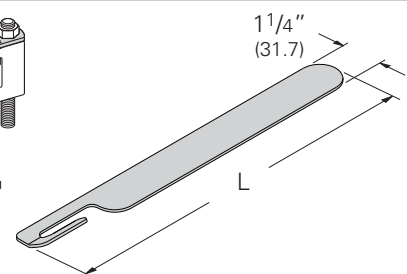
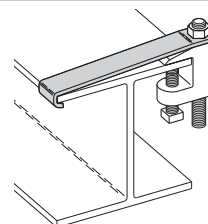


Part No.	Hole Dia. D		For Use	Wt./C**
	In.	mm		
69-3/8-L	7/16"	(30.1)	B3033-3/8, B3034-3/8 & 65XT-3/8	23.9 (10.8)
69-1/2-L	9/16"	(30.1)	B3033-1/2 & B3034-1/2	23.6 (10.7)
69-5/8-L	11/16"	(50.8)	B3033-5/8	23.2 (10.5)
69-3/4-L	13/16"	(63.5)	B3033-3/4	22.7 (10.3)

** Wt./C based on 6" (152.4) length.
 For each additional inch in strap
 length add 4.2 Lbs (1.9 kg) to Wt./C.

Fig. 69R Retrofit Retaining Strap

- Specify 'L' lengths required
- Minimum recommended return on strap is 1" (25.4)
- Material: Pre-Galvanized Steel
- Standard finishes: GALV



Part No.	Slot Width		For Use	Wt./C**
	In.	mm		
69R-3/8-L	7/16"	(30.1)	B3033-3/8, B3034-3/8 & 65XT-3/8	22.9 (10.4)
69R-1/2-L	9/16"	(30.1)	B3033-1/2 & B3034-1/2	22.6 (10.2)

** Wt./C based on 6" (152.4) length.
 For each additional inch in strap
 length add 4.2 Lbs (1.9 kg) to Wt./C.

Reference page 154 for general fitting and standard finish specifications.