ABB BALDOR RELIANCE

Customer information packet

ECP3663T

5HP, 3505RPM, 3PH, 60HZ, 184T, TEFC, FOOT,
Class - CLI GP A,B,C,D
Division - Division II

Copyright © All product information within this document is subject to ABB Motors and Mechanical Inc. copyright © protection, unless otherwise noted.
11/5/2026 2:37:47 PM

Specifications

Enclosure	TEFC
Frame	184T
Frame Material	Iron
Frequency	60.00 Hz
Haz Area Class and Group	CLI GP A,B,C,D
Haz Area Division	Division II
Motor Letter Type	Three Phase
Output @ Frequency	5.000 HP @ 60 HZ
Phase	3
Synchronous Speed @ Frequency	3600 RPM @ 60 HZ
Voltage @ Frequency	230.0 V @ 60 HZ
	460.0 V @ 60 HZ
Agency Approvals	CCSA US
	CSA EEV
	NEMA PREMIUM
	NEMA_PREMIUM
	UR
Ambient Temperature	40 °C
Auxiliary Box	NO AUXILLARY BOX
Auxiliary Box Lead Termination	None
Base Indicator	Rigid
Bearing Grease Type	Polyrex EM (-20F +300F)
Blower	None
Constant Torque Speed Range	6
Current @ Voltage	11.400 A @ 230.0 V
	5.700 A @ 460.0 V
Design Code	A
Drip Cover	No Drip Cover
Duty Rating	CONT
Efficiency @ 100% Load	90.2 %
Electrically Isolated Bearing	Not Electrically Isolated
Feedback Device	NO FEEDBACK

Part Detail

Revision	U
Type	AC
Mech. spec.	06H003
Base	
Status	PRD/A
Elec. spec.	06WGW730
Layout	06LYH003
Eff. date	03-24-2023
CD Diagram	CD0005
Poles	02
Leads	9#16
Proprietary	False
Created date	05-13-2010

Front Face Code	Standard
Front Shaft Indicator	None
Haz Area Temp Code	T3C
Heater Indicator	No Heater
High Voltage Full Load Amps	5.7 a
Insulation Class	F
Inverter Code	Inverter Duty
KVA Code	M
Lifting Lugs	Standard Lifting Lugs
Locked Bearing Indicator	No Locked Bearing
Max Speed	5400 rpm
Motor Lead Exit	Ko Box
Motor Lead Quantity/Wire Size	9 @ 16 AWG
Motor Lead Termination	Flying Leads
Motor Standards	NEMA
Motor Type	0632M
Mounting Arrangement	F1
Number of Poles	2
Overall Length	15.93 IN
Power Factor	90
Product Family	Chemical Processing (Not DC)
Pulley End Bearing Type	Ball
Pulley Face Code	Standard
Pulley Shaft Indicator	Standard
Rodent Screen	None
Service Factor	1.15
Shaft Diameter	1.125 IN
Shaft Extension Location	Pulley End
Shaft Ground Indicator	No Shaft Grounding
Shaft Rotation	Reversible
Shaft Slinger Indicator	Shaft Slinger
Speed	3490 rpm
Speed Code	Single Speed
Starting Method	Direct on line

Thermal Device - Bearing	None
Thermal Device - Winding	None
Vibration Sensor Indicator	No Vibration Sensor
Winding Thermal 1	None
Winding Thermal 2	None

Nameplate

NP3260					
SPEC.	06H003W730G1				
D.E. BRG.	30BC02XP30X				
O.D.E. BRG.	25BC02XP30X				
GREASE	POLYREX EM				
RPM MAX	5400	**MAX. KVAR**	N/A		
BLANK					
INV.TYPE	PWM				
T=	160				
C HP FR	60	**C HP TO**	90		
CT HZ FROM	6	**CT HZ TO**	60		
VT HZ FROM	3	**VT HZ TO**	60		
HTR-VOLTS		**HTR-AMPS**			
HTR-WATTS		**MAX. SPACE HEATER TEMP.**			

NP3257								
CAT.NO.	ECP3663T							
SPEC.	06H003W730G1							
HP	5 TE							
VOLTS	230/460							
AMP	11.4/5.7							
RPM	3490							
FRAME	184T	**HZ**	60		**PH**	3		
SER.F.	1.15	**CODE**	M	**DES**	A	**CL**	F	
RATING	40C AMB-CONT							
SN								
DE	6206	**ODE**	6205					
NEMA-NOM-EFF	90.2	**PF**	90					
G.MIN.EFF	88.5	**CC**	010A					
T. CODE	T3C	**T=**	160					

AC Induction Motor Performance Data
Record # 47071
Typical performance - not guaranteed values

Winding: 06WGW730-R030	**Type:** 0632M	**Enclosure:** TEFC

Nameplate Data				**460 V, 60 Hz: High Voltage Connection**	
Rated Output (HP)			5	**Full Load Torque**	7.54 LB-FT
Volts			230/460	**Start Configuration**	direct on line
Full Load Amps			11.4/5.7	**Breakdown Torque**	40.1 LB-FT
R.P.M.			3490	**Pull-up Torque**	30.6 LB-FT
Hz	60	**Phase**	3	**Locked-rotor Torque**	36.9 LB-FT
NEMA Design Code	A	**KVA Code**	M	**Starting Current**	64.8 A
Service Factor (S.F.)			1.15	**No-load Current**	2.08 A
NEMA Nom. Eff.	90.2	**Power Factor**	90	**Line-line Res. @ 25ºC**	1.93 Ω
Rating - Duty			40C AMB-CONT	**Temp. Rise @ Rated Load**	51°C
S.F. Amps				**Temp. Rise @ S.F. Load**	62°C

Load Characteristics 460 V, 60 Hz, 5 HP

% of Rated Load	**25**	**50**	**75**	**100**	**125**	**150**	**S.F.**
Power Factor	55	76	85	90	93	93	92
Efficiency	84.5	89.4	90.8	90.6	90	89	90.2
Speed	3570	3544	3517	3489	3458	3426	3470
Line amperes	2.54	3.47	4.6	5.76	7.03	8.46	6.52

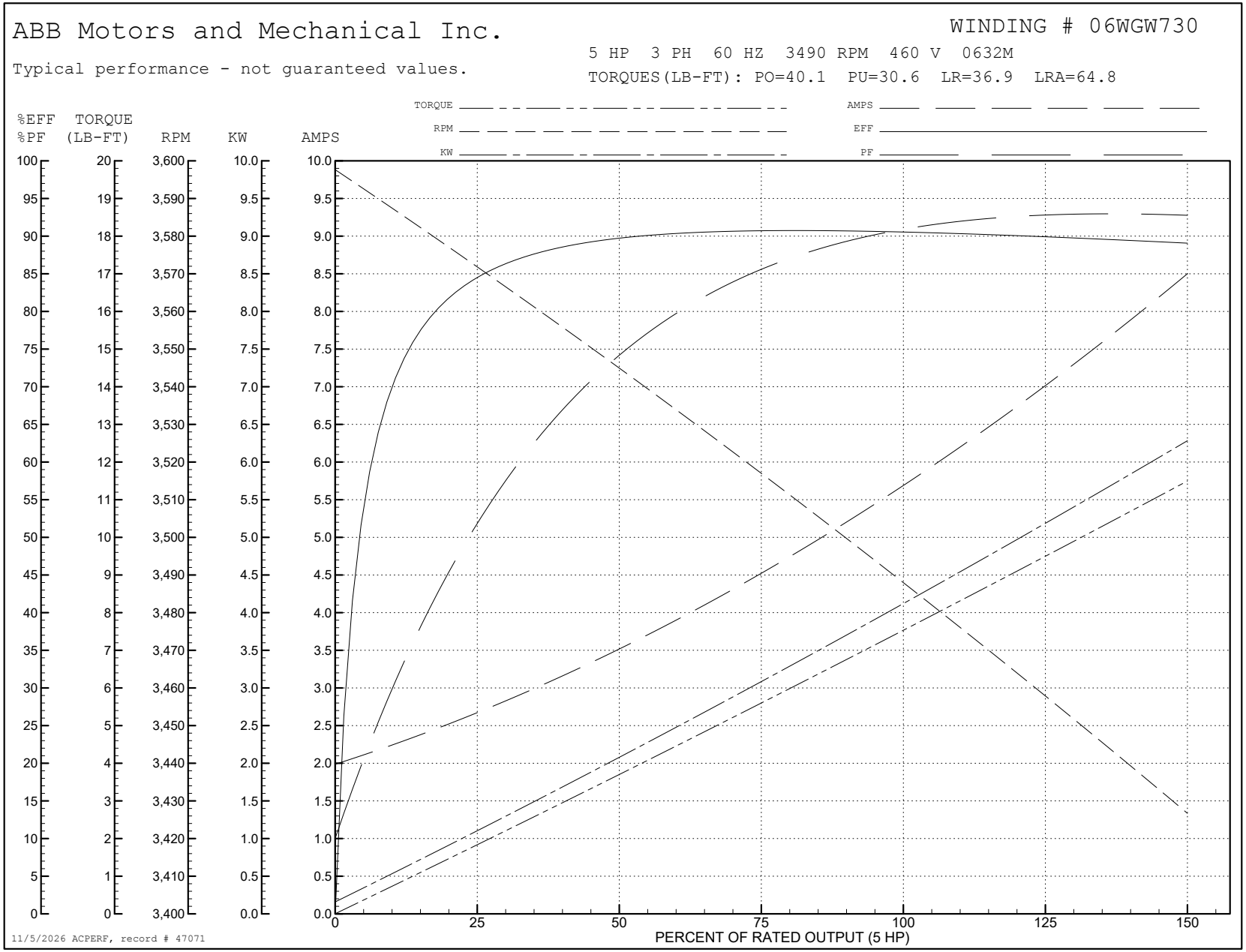
ABB Motors and Mechanical Inc.
WINDING # 06WGW730
5 HP 3 PH 60 HZ 3490 RPM 460 V 0632M
Typical performance - not guaranteed values.
TORQUES(LB-FT): PO=40.1 PU=30.6 LR=36.9 LRA=64.8
TORQUE
RPM
KW
AMPS
EFF
PF
%EFF %PF
TORQUE (LB-FT)
RPM
KW
AMPS
PERCENT OF RATED OUTPUT (5 HP)
11/5/2026 ACPERF, record # 47071

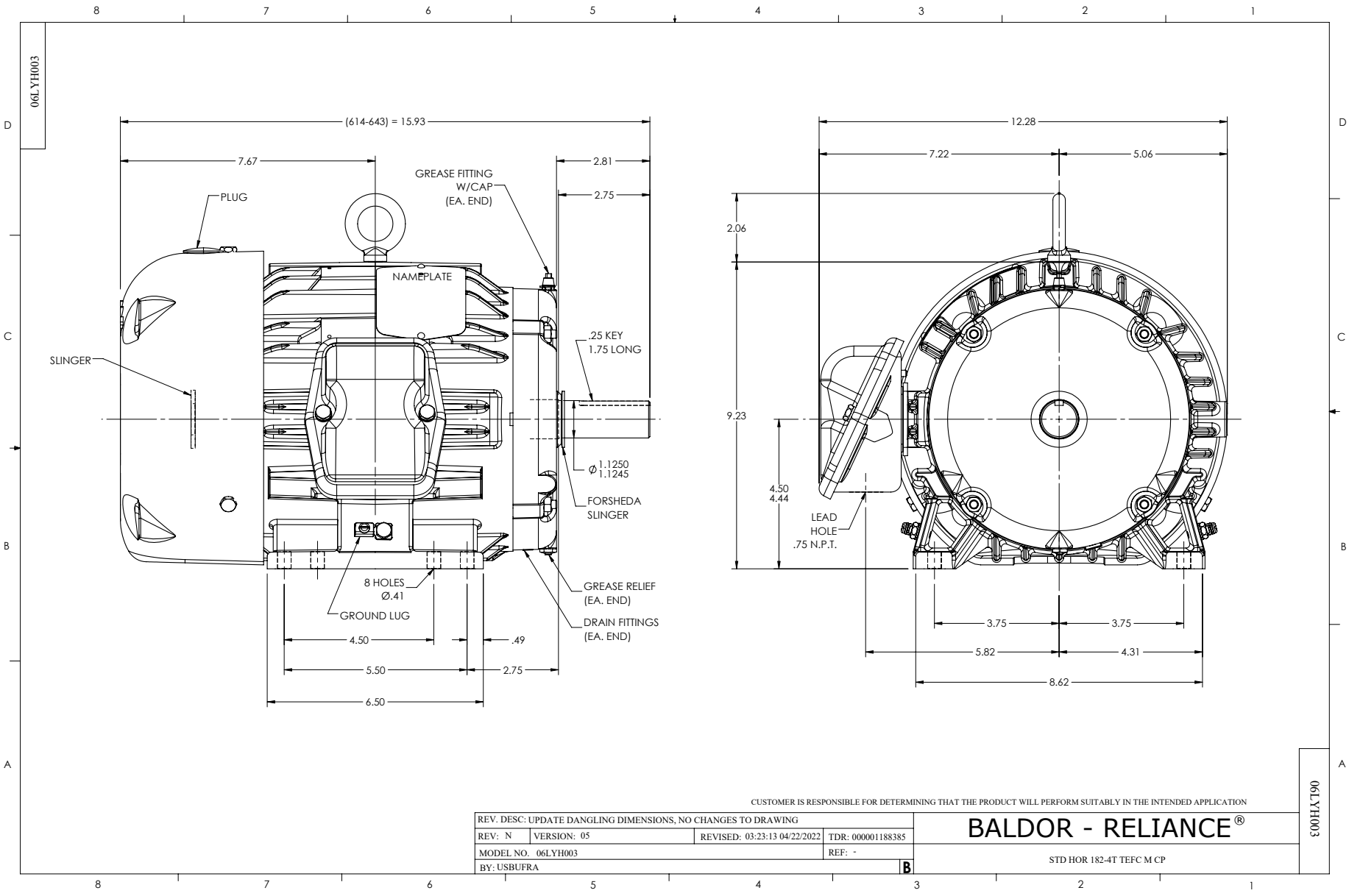
06LYH003
(614-643) = 15.93
7.67
2.81
2.75
GREASE FITTING W/CAP (EA. END)
PLUG
NAMEPLATE
SLINGER
.25 KEY 1.75 LONG
Ø 1.1250 1.1245
FORSHEDA SLINGER
8 HOLES Ø.41
GROUND LUG
GREASE RELIEF (EA. END)
DRAIN FITTINGS (EA. END)
4.50
.49
5.50
2.75
6.50
12.28
7.22
5.06
2.06
9.23
4.50 4.44
LEAD HOLE .75 N.P.T.
3.75
3.75
5.82
4.31
8.62
CUSTOMER IS RESPONSIBLE FOR DETERMINING THAT THE PRODUCT WILL PERFORM SUITABLY IN THE INTENDED APPLICATION
REV. DESC: UPDATE DANGLING DIMENSIONS, NO CHANGES TO DRAWING
REV: N
VERSION: 05
REVISED: 03:23:13 04/22/2022
TDR: 000001188385
MODEL NO. 06LYH003
REF: -
BY: USBUFRA
B
BALDOR - RELIANCE®
STD HOR 182-4T TEFC M CP
06LYH003

CD0005

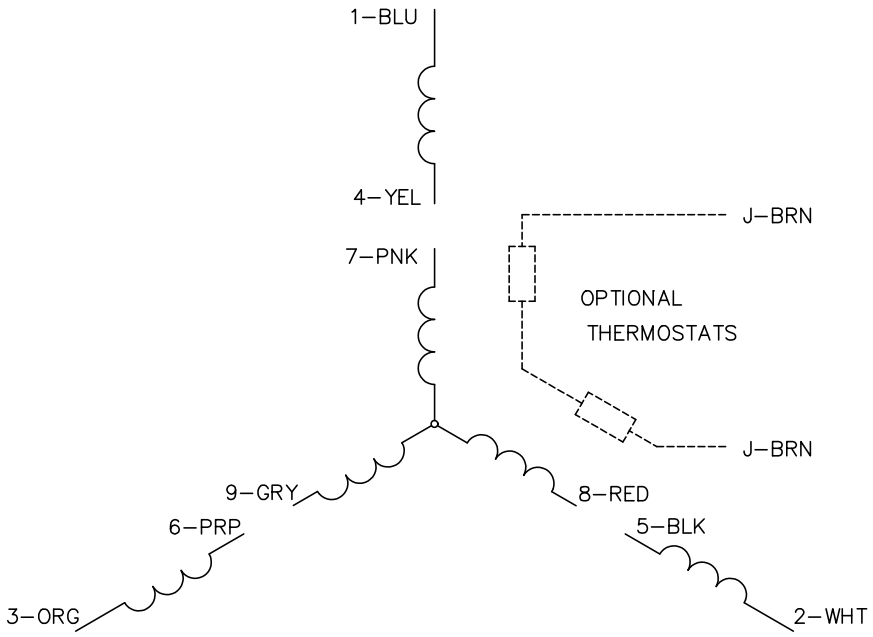

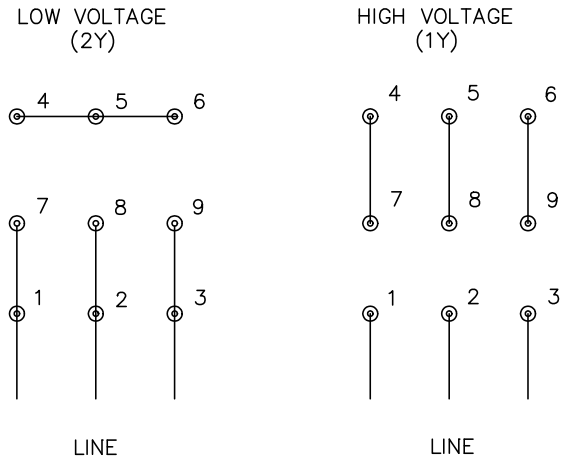

NOTES:

1. INTERCHANGE ANY TWO LINE LEADS TO REVERSE ROTATION.
2. OPTIONAL THERMOSTATS ARE PROVIDED WHEN SPECIFIED.
3. ACTUAL NUMBER OF INTERNAL PARALLEL CIRCUITS MAY BE A MULTIPLE OF THOSE SHOWN ABOVE.
4. LEAD COLORS ARE OPTIONAL. LEADS MUST ALWAYS BE NUMBERED AS SHOWN.

CD0005

REV. DESC: REVISE TO SHOW OPTIONAL COLORS			BALDOR ELECTRIC Co.
REV. LTR: E	BY: JLP	REVISED: 01/19/99 10:15	TDR: 0171435
CD0005		FILE: AAA00005140	MDL: –
		MTL: –	3PH, DV, 9 LEADS