

KT-RKITXXPS-XXDC-8CSA-VDIM

LED CENTER BASKET RETROFIT KIT

DESCRIPTION

LED Center Basket Retrofit Kit | 120 – 277V Input | Frosted Lens | 0 –10V Dimming

APPLICATION

Used for commercial recessed ceiling applications



10 YEAR LIMITED WARRANTY

PRODUCT FEATURES

- Features Keystone Power Select technology. (see Performance Specifications for details)
- Features Keystone Color Select technology. Adjust CCT between 3500/4000/5000K
- Powered by Keystone 0 –10V dimming LED drivers with 12V Aux
- Architectural grade center basket volumetric design
- LED chip lifetime: L70 >100,000 hours @ 25°C/77°F ambient fixture temperature
- Ambient operating temperature: -20°C/-4°F to 40°C/104°F
- Compatible with Keystone SmartSafe emergency backups
- Low optical flicker
- THD: < 20%
- Power factor > 0.95
- IC Rated
- Meets FCC Part 15, Class B

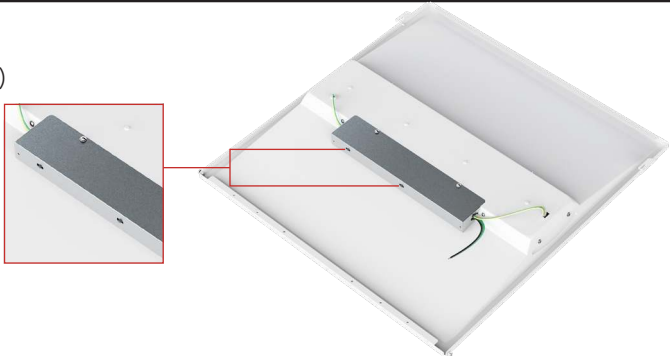
PERFORMANCE SPECIFICATIONS OVERVIEW


Catalog Number	Size	Input Voltage	Selectable Wattage	Selectable CCT	Lumen Output	Efficacy	CRI	Lifetime
KT-RKIT35PS-14DC-8CSA-VDIM	1x4	120-277V	24/30/35W	3500K /4000K /5000K	3120/3900/4550lm	130 lm/W	> 80	50,000 hrs
KT-RKIT24PS-22DC-8CSA-VDIM	2x2		15/18/24W		1950/2340/3120lm			
KT-RKIT35PS-22DC-8CSA-VDIM	2x2		24/30/35W		3120/3900/4550lm			
KT-RKIT30PS-24DC-8CSA-VDIM	2x4		20/25/30W		2600/3250/3900lm			
KT-RKIT45PS-24DC-8CSA-VDIM	2x4		30/38/45W		3900/4940/5850lm			

* Preset to highest lumen output
 * Color Uniformity: CCT (Correlated Color Temperature) range as per guidelines outlined in ANSI C78.377-2017

POWER AND COLOR TEMPERATURE SELECTABILITY

- Keystone Color Select Technology: Adjustable CCT (3500/4000/5000K)
- Keystone Power Select Technology: Adjustable Wattage






KT-RKITXXPS-XXDC-8CSA-VDIM

LED CENTER BASKET RETROFIT KIT

PRODUCT SPECIFICATIONS DETAILED

Catalog Number	Size	Input Voltage	Selectable Wattage	Selectable CCT	Lumen Output	Efficacy
KT-RKIT35PS-14DC-8CSA-VDIM	1x4	120-277V	24W	3500K	3240	130lm/W
				4000K	3312	134lm/W
				5000K	3336	135lm/W
			30W	3500K	3900	128lm/W
				4000K	4050	132lm/W
				5000K	4080	133lm/W
			35W	3500K	4375	125lm/W
				4000K	4515	129lm/W
				5000K	4550	130lm/W
KT-RKIT24PS-22DC-8CSA-VDIM	2x2	120-277V	15W	3500K	2025	130lm/W
				4000K	2070	134lm/W
				5000K	2085	135lm/W
			18W	3500K	2340	128lm/W
				4000K	2430	132lm/W
				5000K	2448	133lm/W
			24W	3500K	3000	125lm/W
				4000K	3096	129lm/W
				5000K	3120	130lm/W
KT-RKIT35PS-22DC-8CSA-VDIM	2x2	120-277V	24W	3500K	3240	130lm/W
				4000K	3312	134lm/W
				5000K	3336	135lm/W
			30W	3500K	3900	128lm/W
				4000K	4050	132lm/W
				5000K	4080	133lm/W
			35W	3500K	4375	125lm/W
				4000K	4515	129lm/W
				5000K	4550	130lm/W
KT-RKIT30PS-24DC-8CSA-VDIM	2x4	120-277V	20W	3500K	2700	130lm/W
				4000K	2760	134lm/W
				5000K	2780	135lm/W
			25W	3500K	3250	128lm/W
				4000K	3375	132lm/W
				5000K	3400	133lm/W
			30W	3500K	3750	125lm/W
				4000K	3870	129lm/W
				5000K	3900	130lm/W



KT-RKITXXPS-XXDC-8CSA-VDIM

LED CENTER BASKET RETROFIT KIT

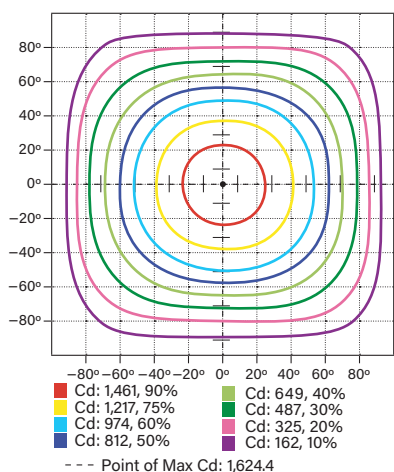
PRODUCT SPECIFICATIONS DETAILED (CONTINUED)

KT-RKIT45PS-24DC-8CSA-VDIM	2x4	120-277V	30W	3500K	4050	130lm/W
				4000K	4140	134lm/W
				5000K	4170	135lm/W
			38W	3500K	4940	128lm/W
				4000K	5130	132lm/W
				5000K	5168	133lm/W
			45W	3500K	5625	125lm/W
				4000K	5805	129lm/W
				5000K	5850	130lm/W

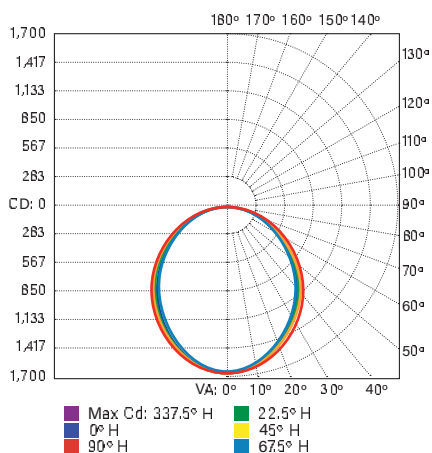
PHOTOMETRIC SPECIFICATIONS

KT-RKIT35PS-14DC-8CSA-VDIM

ISOCANDELA PLOT



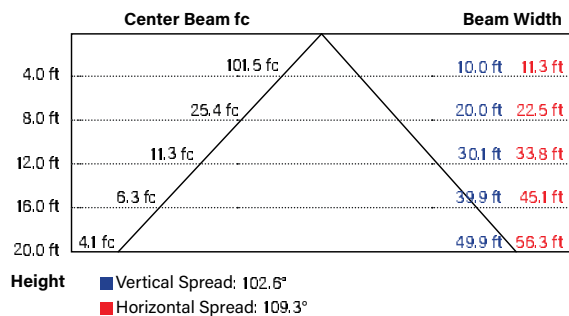
POLAR CANDELA DISTRIBUTION




ZONAL LUMEN SUMMARY

Zone	Lumens	% Luminaire
0-30	1,234.5	28%
0-40	1,994.6	45.3%
0-60	3,446.7	78.2%
60-90	954.9	21.7%
70-100	422.9	9.6%
90-120	0.8	0%
0-90	4,401.5	99.9%
90-180	3.7	0.1%
0-180	4,405.2	100%

FLUX CHART





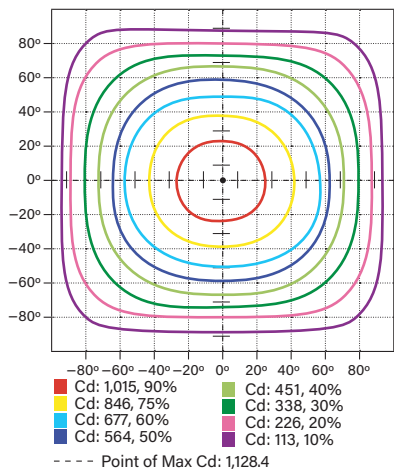
KT-RKITXXPS-XXDC-8CSA-VDIM

LED CENTER BASKET RETROFIT KIT

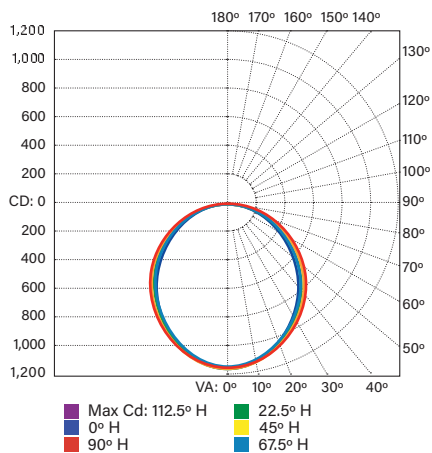
PHOTOMETRIC SPECIFICATIONS

KT-RKIT24PS-22DC-8CSA-VDIM

ISOCANDELA PLOT



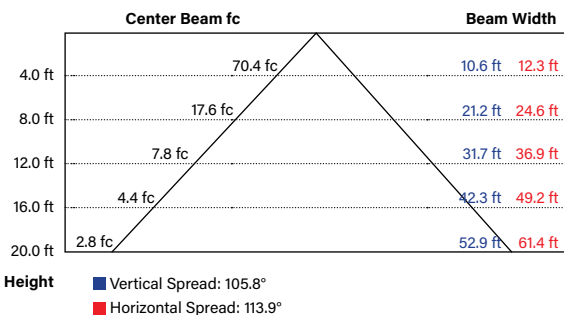
POLAR CANDELA DISTRIBUTION




ZONAL LUMEN SUMMARY

Zone	Lumens	% Luminaire
0-30	864.6	27.3%
0-40	1,406.2	44.4%
0-60	2,462.7	77.7%
60-90	705.8	22.3%
70-100	315.2	9.9%
90-120	0.0	0%
0-90	3,168.5	100%
90-180	0.4	0%
0-180	3,168.8	100%

FLUX CHART





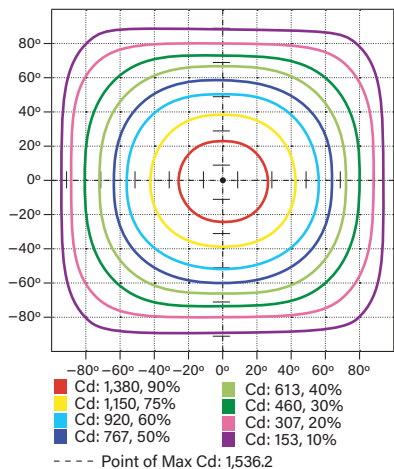
KT-RKITXXPS-XXDC-8CSA-VDIM

LED CENTER BASKET RETROFIT KIT

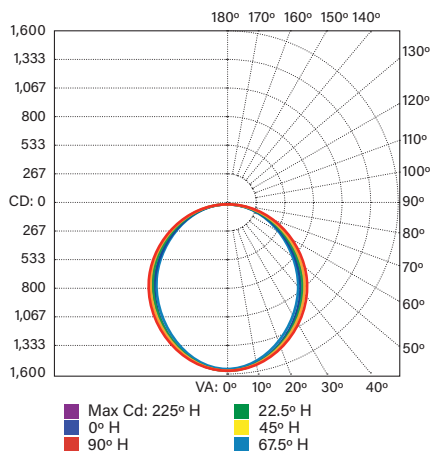
PHOTOMETRIC SPECIFICATIONS

KT-RKIT35PS-22DC-8CSA-VDIM

ISOCANDELA PLOT



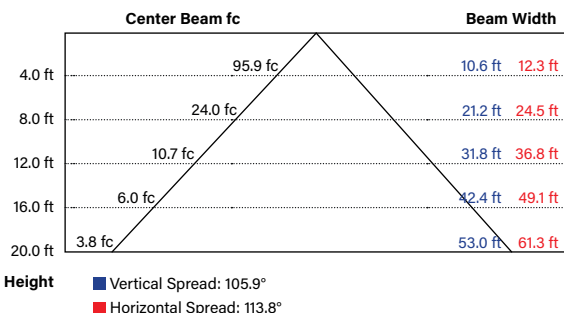
POLAR CANDELA DISTRIBUTION




ZONAL LUMEN SUMMARY

Zone	Lumens	% Luminaire
0-30	1,177.7	27.3%
0-40	1,915.7	44.3%
0-60	3,354.6	77.6%
60-90	963.4	22.3%
70-100	431.2	10%
90-120	0.4	0%
0-90	4,318.1	99.9%
90-180	2.3	0.1%
0-180	4,320.4	100%

FLUX CHART





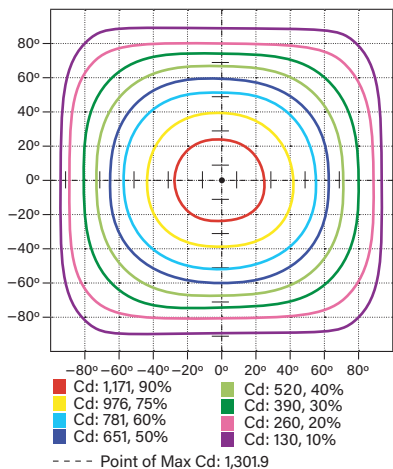
KT-RKITXXPS-XXDC-8CSA-VDIM

LED CENTER BASKET RETROFIT KIT

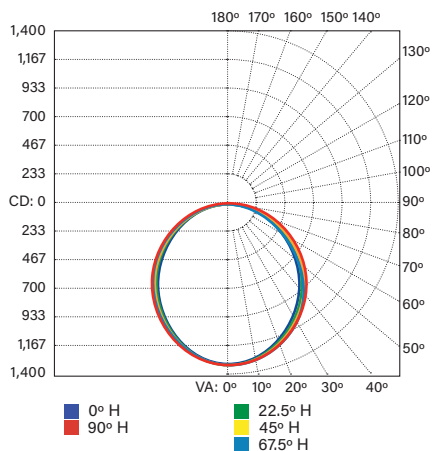
PHOTOMETRIC SPECIFICATIONS

KT-RKIT30PS-24DC-8CSA-VDIM

ISOCANDELA PLOT



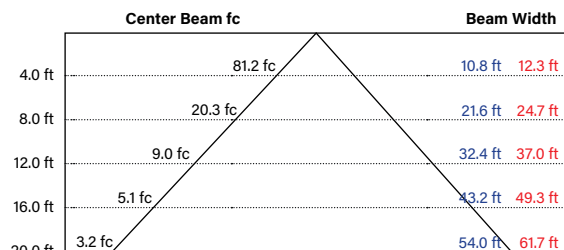
POLAR CANDELA DISTRIBUTION




ZONAL LUMEN SUMMARY

Zone	Lumens	% Luminaire
0-30	1,000.0	27%
0-40	1,629.4	44%
0-60	2,861.6	77.3%
60-90	838.8	22.7%
70-100	380.4	10.3%
90-120	0.1	0%
0-90	3,700.5	100%
90-180	0.1	0%
0-180	3,700.5	100%

FLUX CHART



Height ■ Vertical Spread: 106.9°
 ■ Horizontal Spread: 114.1°



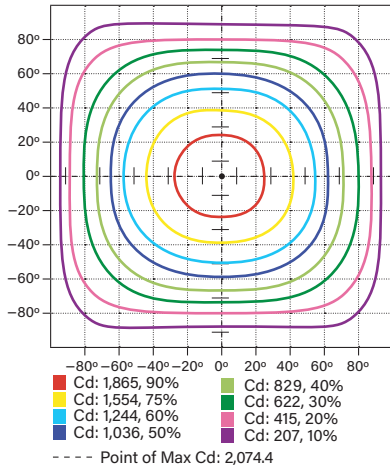
KT-RKITXXPS-XXDC-8CSA-VDIM

LED CENTER BASKET RETROFIT KIT

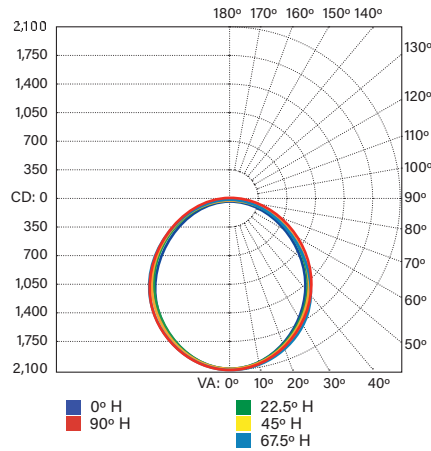
PHOTOMETRIC SPECIFICATIONS

KT-RKIT45PS-24DC-8CSA-VDIM

ISOCANDELA PLOT



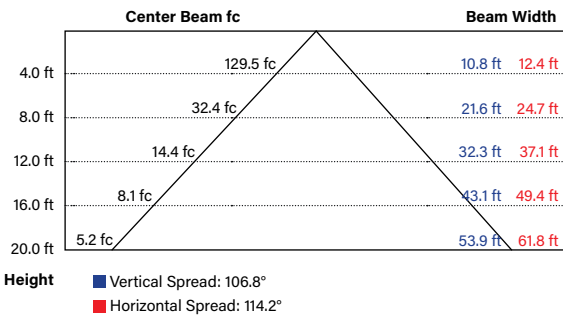
POLAR CANDELA DISTRIBUTION



ZONAL LUMEN SUMMARY

Zone	Lumens	% Luminaire
0-30	1,594.8	27%
0-40	2,598.3	44%
0-60	4,564.5	77.3%
60-90	1,338.6	22.7%
70-100	607.9	10.3%
90-120	2.9	0%
0-90	5,903.1	99.9%
90-180	4.2	0.1%
0-180	5,907.3	100%

FLUX CHART

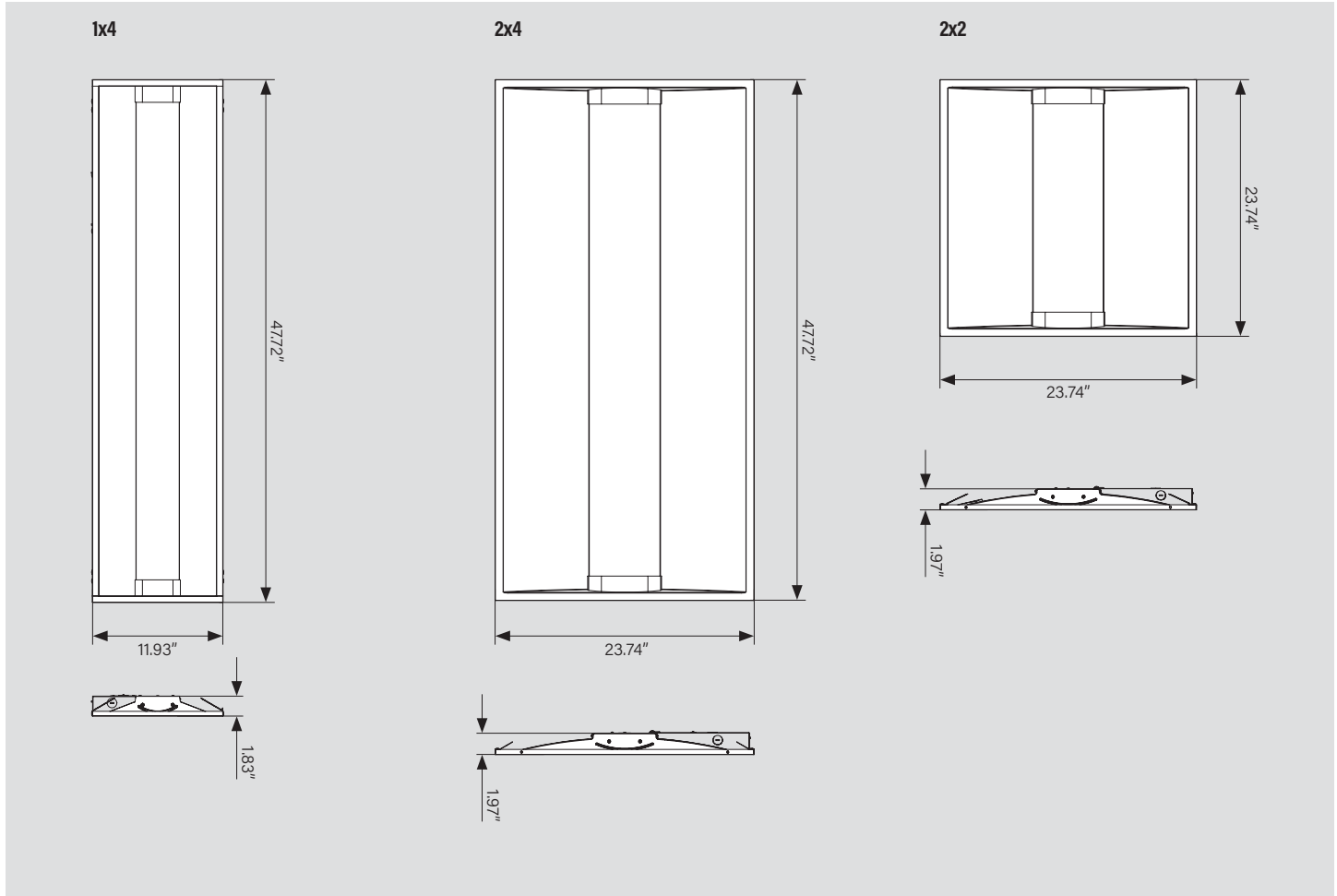





KT-RKITXXPS-XXDC-8CSA-VDIM


LED CENTER BASKET RETROFIT KIT

PHYSICAL SPECIFICATIONS



WIRING SPECIFICATIONS





KT-RKITXXPS-XXDC-8CSA-VDIM

LED CENTER BASKET RETROFIT KIT

ACCESSORIES

EMERGENCY BACKUPS

Factory-Installable OR Field-Installable (field-installable purchased separately)

✓	SUFFIX*	CATALOG NUMBER	DESCRIPTION	UPC	EASY CODE
	/EM4	KT-EMRG-LED-4BC-400-EN2	4W, 400 lumen Smart Safe Emergency Backup, CEC T20 Compliant	843654175515	DQN-36
	/EM5†	KT-EMRG-LED-5C-500	5W, 500 lumen Smart Safe Emergency Backup, CEC T20 Compliant	843654103099	JTR-48
	/EM10†	KT-EMRG-LED-10BC-1000-EN3 /DF	10W, 1000 Lumen Smart Safe Emergency Backup with Dual Flex, CEC T20 Compliant	843654167619	KNI-42
	/EM12†	KT-EMRG-LED-12C-1200	12W, 1200 lumen Smart Safe Emergency Backup, CEC T20 Compliant	843654103112	OJQ-32
	/EM14	KT-EMRG-LED-14BC-1400-EN	14W, 1400 lumen Smart Safe Emergency Backup, CEC T20 Compliant	843654175522	NBQ-39



4W, 400 lumen Battery Backup
KT-EMRG-LED-4BC-400-EN2

5W, 500 lumen Battery Backup
KT-EMRG-LED-5C-500

10W, 1000 lumen Battery Backup
KT-EMRG-LED-10BC-1000-EN3 /DF

12W, 1200 lumen Battery Backup
KT-EMRG-LED-12C-1200

14W, 1400 lumen Battery Backup
KT-EMRG-LED-14BC-1400-EN

* FOR FACTORY INSTALLATION OF ACCESSORY, ADD SUFFIX TO FIXTURE PART NUMBER (SEE ORDERING EXAMPLES AND INSTRUCTIONS ON LAST PAGE OF SPEC SHEET).
† FACTORY INSTALLATION OF EMERGENCY BACKUP UNITS WILL AUTOMATICALLY INCLUDE ANY RELEVANT MOUNTING BRACKET.

Field-Installable / Field-Use ONLY (purchased separately)

CATALOG NUMBER	DESCRIPTION	UPC	EASY CODE
KT-RKIT-DC-EM-KIT	Emergency LED Backup Mounting Kit for Keystone Center Basket Doorframe Kits. Includes Bracket and mounting hardware.	843654163857	AOD-96

ORDERING INFORMATION

CATALOG NUMBER	CARTON QTY.	UPC	EASY CODE	DLC PRODUCT ID
KT-RKIT35PS-14DC-8CSA-VDIM	1	843654164786	GAK-67	S-0RKG2N
KT-RKIT24PS-22DC-8CSA-VDIM	1	843654164793	JZJ-62	S-7H8DGZ
KT-RKIT35PS-22DC-8CSA-VDIM	1	843654164809	TNA-03	S-GYMK4P
KT-RKIT30PS-24DC-8CSA-VDIM	1	843654164816	FMU-76	S-WM06N5
KT-RKIT45PS-24DC-8CSA-VDIM	1	843654164823	VFM-72	S-YQQNW2
KT-RKIT35PS-14DC-8CSA-VDIM /2PK	2	843654171760	VDV-79	S-0RKG2N
KT-RKIT24PS-22DC-8CSA-VDIM /2PK	2	843654171777	HLN-20	S-7H8DGZ
KT-RKIT35PS-22DC-8CSA-VDIM /2PK	2	843654171784	KRD-52	S-GYMK4P
KT-RKIT30PS-24DC-8CSA-VDIM /2PK	2	843654171791	GZC-90	S-WM06N5
KT-RKIT45PS-24DC-8CSA-VDIM /2PK	2	843654171807	KYV-99	S-YQQNW2

ORDERING INFORMATION - QUICK SHIP PRODUCTION ITEMS

CATALOG NUMBER	CARTON QTY.	UPC	EASY CODE
KT-RKIT24PS-22DC-8CSA-VDIM /FC5	1	843654167015	NLA-27
KT-RKIT30PS-24DC-8CSA-VDIM /FC5	1	843654167039	JAB-48

(Accessories continued on next page)



KT-RKITXXPS-XXDC-8CSA-VDIM

LED CENTER BASKET RETROFIT KIT

CATALOG NUMBER BREAKDOWN

KT-RKITXXPS-XXDC-8CSA-VDIM

- 1
- 2
- 3
- 4
- 5
- 6
- 7
- 8
- 9
- 10
- 11
- 12

- 1 Keystone Technologies
- 2 Retrofit Kit
- 3 Max Wattage
- 4 Power Select
- 5 Nominal Size
- 6 Doorframe Kit
- 7 Form Factor C
- 8 80 CRI

- 9 Color Select
- 10 Color Select Designation
- 11 0-10V Dimming
- 12 Aux Power

3 Max Wattage	
24	15/18/24W
30	20/25/30W
35	24/30/35W
45	30/38/45W

5 Nominal Size	
14	1x4
22	2x2
24	2x4

10 Color Select Designation	
A	3500K, 4000K, 5000K

12 Controls	
	No Controls
/CR	Controls Ready
/FC5	Fixture Controller
/2PK	2 Pack

ORDERING EXAMPLES

FIXTURE WITH SINGLE FACTORY-INSTALLED ACCESSORY

KT-RKIT35PS-14DC-8CSA-VDIM /EM5

FIXTURE WITH NO FACTORY-INSTALLED ACCESSORIES

KT-RKIT35PS-14DC-8CSA-VDIM

KEYSTONE FIXTURE	
CATALOG NUMBER	
KT-RKIT35PS-14DC-8CSA-VDIM	

EMERGENCY BACKUP	
✓ SUFFIX	CATALOG NUMBER
✓ /EM5	KT-EMRG-LED-5C-500

* WHEN ORDERING MORE THAN ONE FACTORY-INSTALLED ACCESSORY, USE MULTIPLE SUFFIXES AS SHOWN IN THE ORDERING EXAMPLES ABOVE.
 NOTE: ALL ACCESSORIES CAN ALSO BE ORDERED SEPARATELY FOR FIELD INSTALLATION USING JUST THEIR REGULAR CATALOG NUMBER, UPC, OR EASY CODE.