ABB BALDOR RELIANCE

Customer information packet

CTM2334T

20HP, 1760RPM, 3PH, 60HZ, 256T, 0760M, TEAO, F1
Class - None
Division - Not Applicable

Copyright © All product information within this document is subject to ABB Motors and Mechanical Inc. copyright © protection, unless otherwise noted.
11/5/2026 3:04:00 PM

Specifications

Enclosure	TEAO
Frame	256T
Frame Material	Iron
Frequency	60.00 Hz
Haz Area Class and Group	None
Haz Area Division	Not Applicable
Motor Letter Type	Three Phase
Output @ Frequency	20.000 HP @ 60 HZ
Phase	3
Synchronous Speed @ Frequency	1800 RPM @ 60 HZ
Voltage @ Frequency	230.0 V @ 60 HZ
	460.0 V @ 60 HZ
Agency Approvals	CSA
	UR
Ambient Temperature	40 °C
Auxiliary Box	NO AUXILLARY BOX
Auxiliary Box Lead Termination	None
Base Indicator	Rigid
Bearing Grease Type	Polyrex EM (-20F +300F)
Blower	None
Current @ Voltage	54.000 A @ 208.0 V
	50.000 A @ 230.0 V
	25.000 A @ 460.0 V
Design Code	A
Drip Cover	No Drip Cover
Duty Rating	CONT
Efficiency @ 100% Load	91.0 %
Electrically Isolated Bearing	Not Electrically Isolated
Feedback Device	NO FEEDBACK
Front Face Code	Standard
Front Shaft Indicator	None
Heater Indicator	No Heater

Part Detail

Revision	H
Type	AC
Mech. spec.	07N395
Base	
Status	PRD/A
Elec. spec.	07WGX826
Layout	07LYN395
Eff. date	08-17-2023
CD Diagram	CD0005
Poles	04
Leads	9#10
Proprietary	False
Created date	08-14-2015

High Voltage Full Load Amps	25.0 a
Insulation Class	F
Inverter Code	Not Inverter
KVA Code	J
Lifting Lugs	Vertical Lifting Lugs
Locked Bearing Indicator	Locked Bearing
Motor Lead Exit	Ko Box
Motor Lead Quantity/Wire Size	9 @ 10 AWG
Motor Lead Termination	Flying Leads
Motor Standards	NEMA
Motor Type	0760M
Mounting Arrangement	F1
Number of Poles	4
Overall Length	23.91 IN
Power Factor	83
Product Family	Chemical Processing (Not DC)
Pulley End Bearing Type	Sealed Bearing
Pulley Face Code	Standard
Pulley Shaft Indicator	Tapped & Key
Rodent Screen	None
Service Factor	1.15
Shaft Diameter	1.625 IN
Shaft Extension Location	Pulley End
Shaft Ground Indicator	No Shaft Grounding
Shaft Rotation	Reversible
Shaft Slinger Indicator	Shaft Slinger
Speed	1760 rpm
Speed Code	Single Speed
Starting Method	Direct on line
Thermal Device - Bearing	None
Thermal Device - Winding	None
Vibration Sensor Indicator	No Vibration Sensor
Winding Thermal 1	None
Winding Thermal 2	None

Nameplate

NP1258								
CAT.NO.	CTM2334T							
SPEC.	07N395X826H1							
HP	20							
VOLTS	230/460							
AMP	50/25							
RPM	1760							
FRAME	256T	**HZ**	60		**PH**	3		
SER.F.	1.15	**CODE**	J	**DES**	A	**CL**	F	
NEMA-NOM-EFF	91	**PF**	83					
RATING	40C AMB-CONT							
CC								
DE	6309	**ODE**	6206					
ENCL	TEAO	**SN**						

Accessories

Part number	Description	Multiplier
37-1302	C FACE KIT	A8

AC Induction Motor Performance Data
Record # 21241
Typical performance - not guaranteed values

Winding: 07WGX826-R001	**Type:** 0760M	**Enclosure:** TEFC

Nameplate Data				**460 V, 60 Hz: High Voltage Connection**	
Rated Output (HP)			20	**Full Load Torque**	59.7 LB-FT
Volts			230/460	**Start Configuration**	direct on line
Full Load Amps			50/25	**Breakdown Torque**	204 LB-FT
R.P.M.			1760	**Pull-up Torque**	78 LB-FT
Hz	60	**Phase**	3	**Locked-rotor Torque**	122 LB-FT
NEMA Design Code	A	**KVA Code**	J	**Starting Current**	174 A
Service Factor (S.F.)			1.15	**No-load Current**	9.68 A
NEMA Nom. Eff.	91	**Power Factor**	83	**Line-line Res. @ 25ºC**	0.523 Ω
Rating - Duty			40C AMB-CONT	**Temp. Rise @ Rated Load**	84°C
S.F. Amps				**Temp. Rise @ S.F. Load**	110°C
				Locked-rotor Power Factor	35
				Rotor inertia	1.48 LB-FT2

Load Characteristics 460 V, 60 Hz, 20 HP

% of Rated Load	**25**	**50**	**75**	**100**	**125**	**150**	**S.F.**
Power Factor	46	68	77	82	83	84	83
Efficiency	89	92.1	92	91.1	89.7	87.8	90.3
Speed	1790	1780	1769	1757	1743	1727	1749
Line amperes	11.2	14.9	19.5	25	31.1	38	28.7

ABB Motors and Mechanical Inc.

WINDING # 07WGX826

20 HP 3 PH 60 HZ 1760 RPM 460 V 0760M

Typical performance - not guaranteed values.

TORQUES(LB-FT): PO=204 PU=78 LR=122 LRA=174

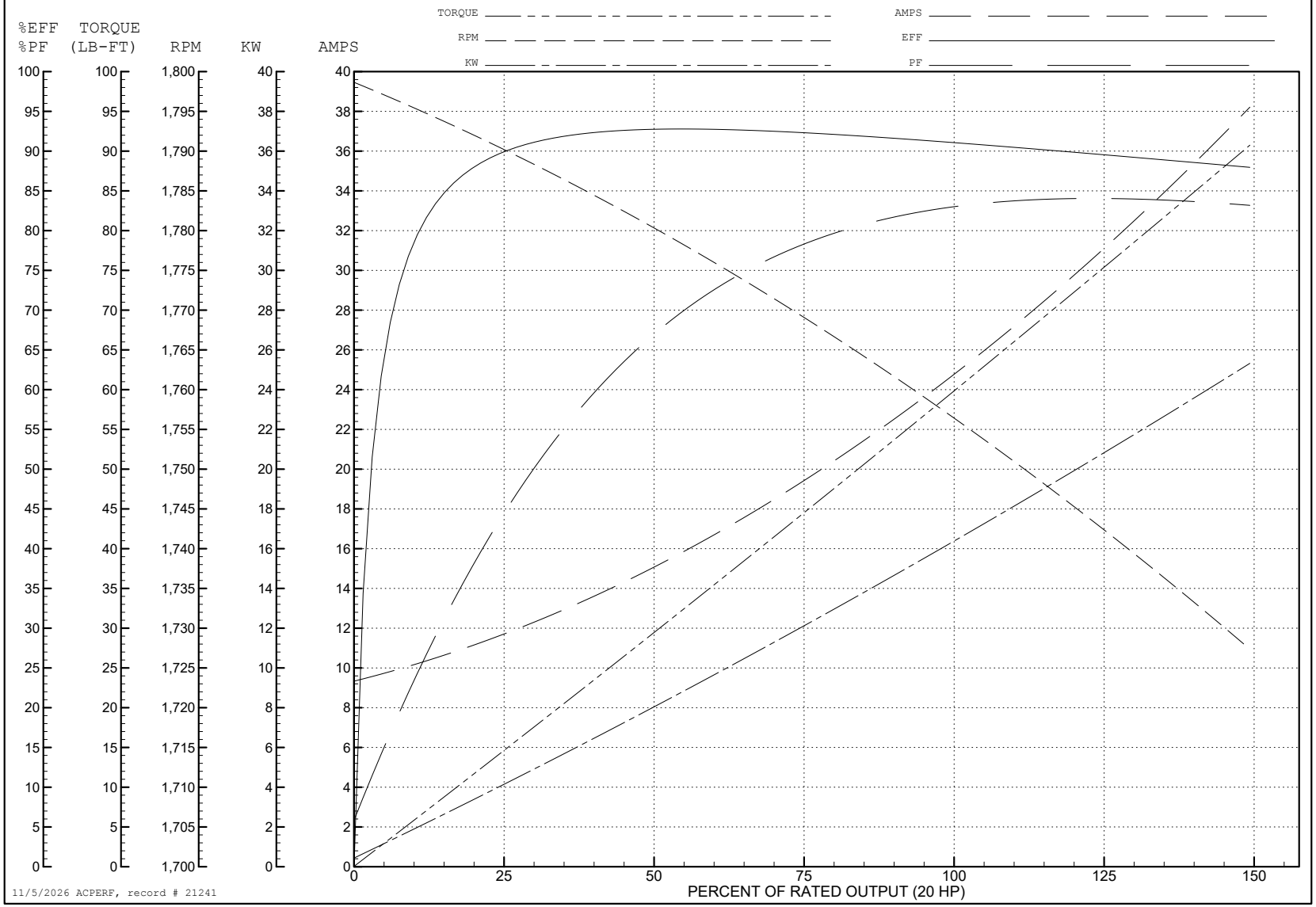

AC Induction Motor Performance Data
Record # 59958
Typical performance - not guaranteed values

Winding: 07WGX826-R001	**Type:** 0760M	**Enclosure:** TEFC

Nameplate Data				**460 V, 80 Hz: High Voltage Connection**	
Rated Output (HP)			20	**Full Load Torque**	44.8 LB-FT
Volts			230/460	**Start Configuration**	direct on line
Full Load Amps			50/25	**Breakdown Torque**	110 LB-FT
R.P.M.			1760	**Pull-up Torque**	33.3 LB-FT
Hz	60	**Phase**	3	**Locked-rotor Torque**	52 LB-FT
NEMA Design Code	A	**KVA Code**	J	**Starting Current**	120 A
Service Factor (S.F.)			1.15	**No-load Current**	4.42 A
NEMA Nom. Eff.	91	**Power Factor**	83	**Line-line Res. @ 25ºC**	0.5 Ω
Rating - Duty			40C AMB-CONT	**Temp. Rise @ Rated Load**	63°C
S.F. Amps				**Temp. Rise @ S.F. Load**	80°C
				Locked-rotor Power Factor	27.4
				Rotor inertia	1.48 LB-FT2

Load Characteristics 460 V, 80 Hz, 20 HP

% of Rated Load	**25**	**50**	**75**	**100**	**125**	**150**	**S.F.**
Power Factor	79	95	95	93	90	87	91
Efficiency	92.3	93.9	93.7	92.3	90.5	88	91.2
Speed	2387	2374	2359	2343	2323	2298	2331
Line amperes	6.27	10.5	15.8	21.9	28.7	36.7	26

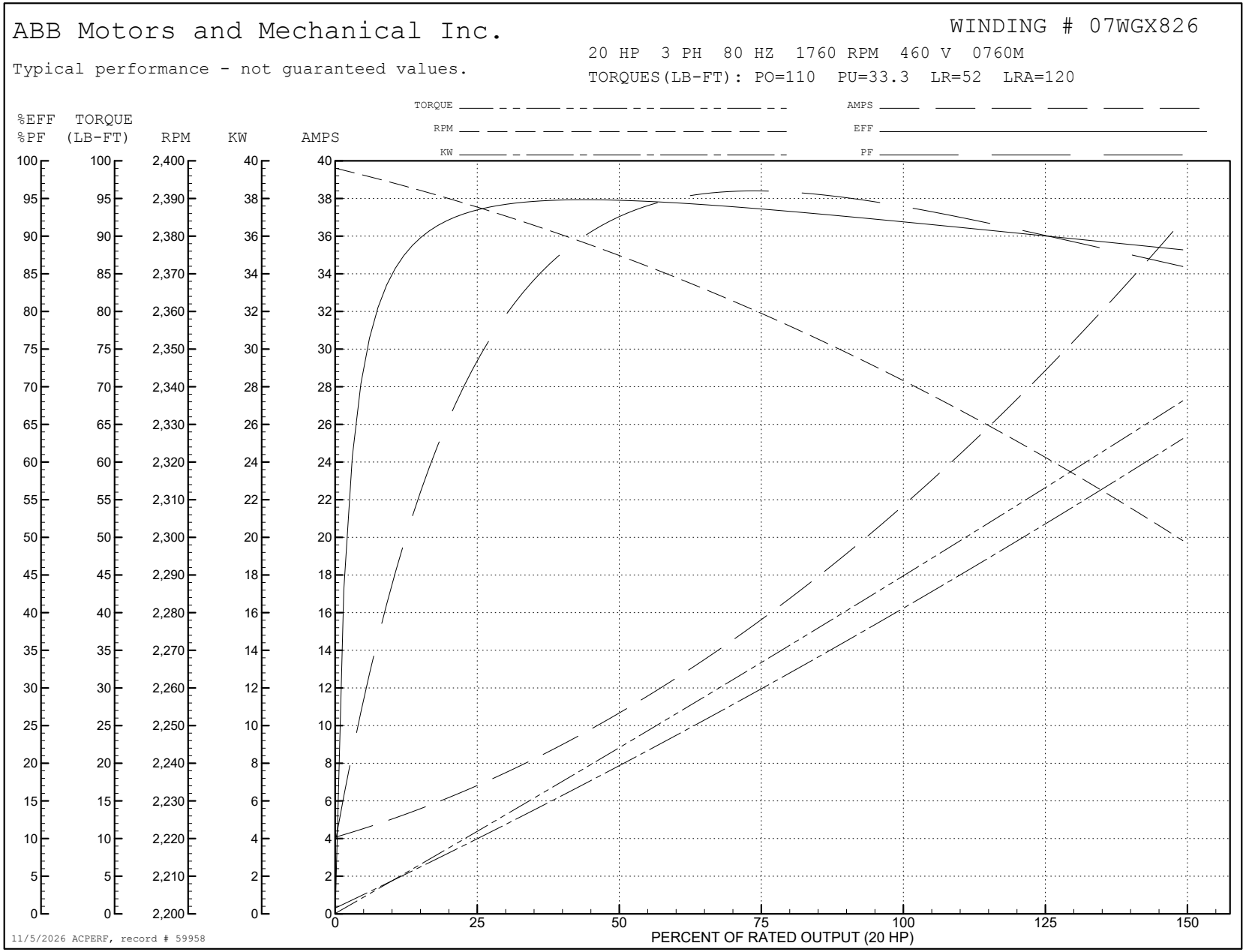
ABB Motors and Mechanical Inc.
WINDING # 07WGX826
20 HP 3 PH 80 HZ 1760 RPM 460 V 0760M
Typical performance - not guaranteed values.
TORQUES(LB-FT): PO=110 PU=33.3 LR=52 LRA=120
TORQUE
RPM
KW
AMPS
EFF
PF
%EFF
%PF
TORQUE (LB-FT)
RPM
KW
AMPS
PERCENT OF RATED OUTPUT (20 HP)
11/5/2026 ACPERF, record # 59958

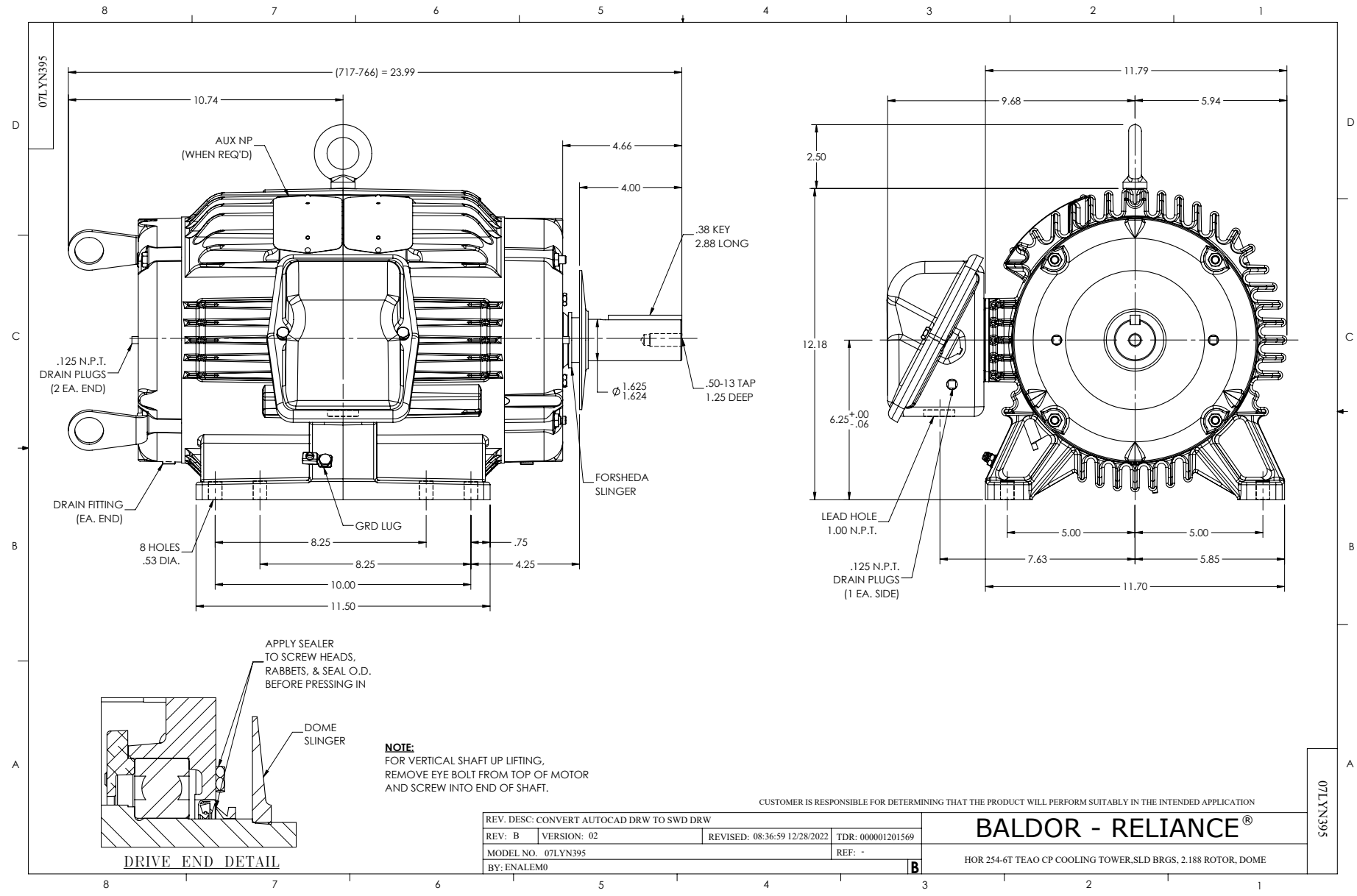
07LYN395
(717-766) = 23.99
10.74
AUX NP
(WHEN REQ'D)
4.66
4.00
.38 KEY
2.88 LONG
.125 N.P.T.
DRAIN PLUGS
(2 EA. END)
Ø 1.625
1.624
.50-13 TAP
1.25 DEEP
FORSHEDA
SLINGER
DRAIN FITTING
(EA. END)
GRD LUG
8 HOLES
.53 DIA.
8.25
.75
8.25
4.25
10.00
11.50
11.79
9.68
5.94
2.50
12.18
6.25 +.00 -.06
LEAD HOLE
1.00 N.P.T.
5.00
5.00
7.63
5.85
.125 N.P.T.
DRAIN PLUGS
(1 EA. SIDE)
11.70
APPLY SEALER
TO SCREW HEADS,
RABBETS, & SEAL O.D.
BEFORE PRESSING IN
DOME
SLINGER
DRIVE END DETAIL
NOTE:
FOR VERTICAL SHAFT UP LIFTING,
REMOVE EYE BOLT FROM TOP OF MOTOR
AND SCREW INTO END OF SHAFT.
CUSTOMER IS RESPONSIBLE FOR DETERMINING THAT THE PRODUCT WILL PERFORM SUITABLY IN THE INTENDED APPLICATION
REV. DESC: CONVERT AUTOCAD DRW TO SWD DRW
REV: B
VERSION: 02
REVISED: 08:36:59 12/28/2022
TDR: 000001201569
MODEL NO. 07LYN395
REF: -
BY: ENALEM0
B
BALDOR - RELIANCE®
HOR 254-6T TEAO CP COOLING TOWER,SLD BRGS, 2.188 ROTOR, DOME
07LYN395

CD0005

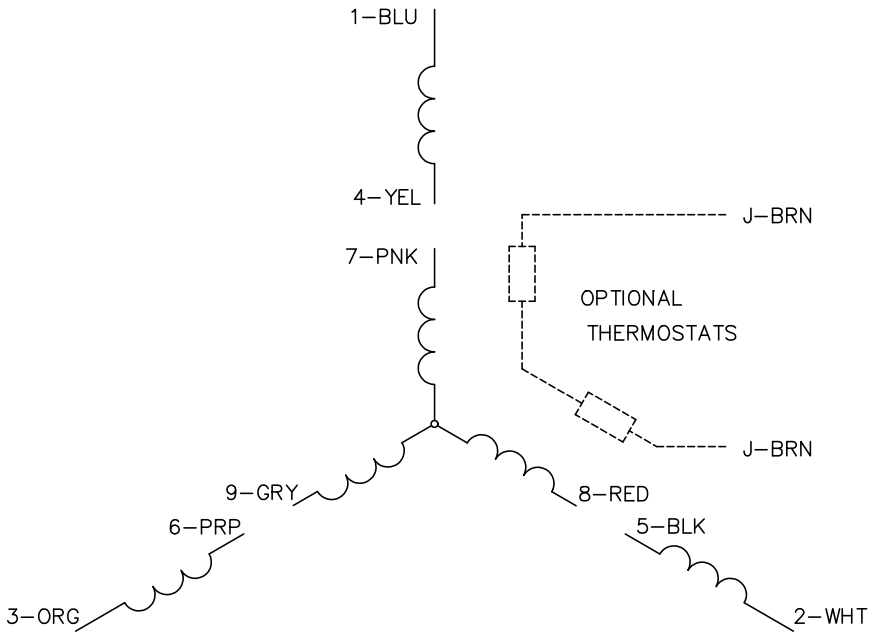

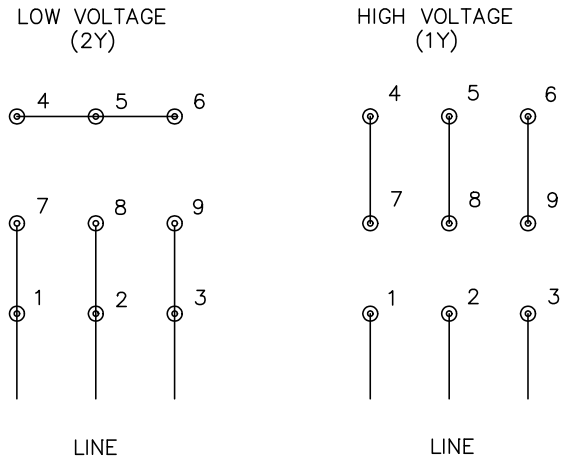

NOTES:

1. INTERCHANGE ANY TWO LINE LEADS TO REVERSE ROTATION.
2. OPTIONAL THERMOSTATS ARE PROVIDED WHEN SPECIFIED.
3. ACTUAL NUMBER OF INTERNAL PARALLEL CIRCUITS MAY BE A MULTIPLE OF THOSE SHOWN ABOVE.
4. LEAD COLORS ARE OPTIONAL. LEADS MUST ALWAYS BE NUMBERED AS SHOWN.

CD0005

REV. DESC: REVISE TO SHOW OPTIONAL COLORS			BALDOR ELECTRIC Co.
REV. LTR: E	BY: JLP	REVISED: 01/19/99 10:15	TDR: 0171435
CD0005		FILE: AAA00005140	MDL: –
		MTL: –	3PH, DV, 9 LEADS