ABB BALDOR RELIANCE

Customer information packet

EHM2332T

10HP, 1180RPM, 3PH, 60HZ, 256T, 0960M, TEFC, F1
Class - None
Division - Not Applicable

Copyright © All product information within this document is subject to ABB Motors and Mechanical Inc. copyright © protection, unless otherwise noted.
11/5/2026 11:47:30 AM

Specifications

Enclosure	TEFC
Frame	256T
Frame Material	Iron
Frequency	60.00 Hz
Haz Area Class and Group	None
Haz Area Division	Not Applicable
Motor Letter Type	Three Phase
Output @ Frequency	10.000 HP @ 60 HZ
Phase	3
Synchronous Speed @ Frequency	1200 RPM @ 60 HZ
Voltage @ Frequency	460.0 V @ 60 HZ
	230.0 V @ 60 HZ
Agency Approvals	CSA
	CSA EEV
	UR
Ambient Temperature	40 °C
Auxiliary Box	NO AUXILLARY BOX
Auxiliary Box Lead Termination	None
Base Indicator	Rigid
Bearing Grease Type	Polyrex EM (-20F +300F)
Blower	None
Current @ Voltage	28.200 A @ 230.0 V
	30.000 A @ 208.0 V
	14.100 A @ 460.0 V
Design Code	B
Drip Cover	No Drip Cover
Duty Rating	CONT
Efficiency @ 100% Load	91.0 %
Electrically Isolated Bearing	Not Electrically Isolated
Feedback Device	NO FEEDBACK
Front Face Code	Standard
Front Shaft Indicator	None

Part Detail

Revision	V
Type	AC
Mech. spec.	09J970
Base	
Status	PRD/A
Elec. spec.	09WGT193
Layout	09LYJ970
Eff. date	07-10-2024
CD Diagram	CD0005
Poles	06
Leads	9#12
Proprietary	False
Created date	08-21-2015

Heater Indicator	No Heater
High Voltage Full Load Amps	14.1 a
Insulation Class	F
Inverter Code	Inverter Ready
KVA Code	H
Lifting Lugs	Standard Lifting Lugs
Locked Bearing Indicator	Locked Bearing
Motor Lead Exit	Ko Box
Motor Lead Quantity/Wire Size	9 @ 12 AWG
Motor Lead Termination	Flying Leads
Motor Standards	NEMA
Motor Type	0960M
Mounting Arrangement	F1
Number of Poles	6
Overall Length	23.28 IN
Power Factor	72
Product Family	General Purpose
Pulley End Bearing Type	Ball
Pulley Face Code	Standard
Pulley Shaft Indicator	Standard
Rodent Screen	None
Service Factor	1.15
Shaft Diameter	1.625 IN
Shaft Extension Location	Pulley End
Shaft Ground Indicator	Mounting Provisions Only
Shaft Rotation	Reversible
Shaft Slinger Indicator	No Slinger
Speed	1180 rpm
Speed Code	Single Speed
Starting Method	Direct on line
Thermal Device - Bearing	None
Thermal Device - Winding	None
Vibration Sensor Indicator	No Vibration Sensor
Winding Thermal 1	None

Winding Thermal 2	None

Nameplate

NP1259L											
CAT.NO.	EHM2332T										
SPEC.	09J970T193G1										
HP	10										
VOLTS	230/460										
AMP	28.2/14.1										
RPM	1180										
FRAME	256T	**HZ**	60	**PH**	3						
SER.F.	1.15	**CODE**	H	**DES**	B	**CL**	F				
NEMA-NOM-EFF	91	**PF**	72								
RATING	40C AMB-CONT										
CC	010A										
DE	6309	**ODE**	6208								
ENCL	TEFC	**SN**									
	SFA 32/16										

AC Induction Motor Performance Data
Record # 50108
Typical performance - not guaranteed values

Winding: 09WGT193-R001	**Type:** 0960M	**Enclosure:** TEFC

Nameplate Data				**460 V, 60 Hz: High Voltage Connection**	
Rated Output (HP)			10	**Full Load Torque**	44.3 LB-FT
Volts			230/460	**Start Configuration**	direct on line
Full Load Amps			28.2/14.1	**Breakdown Torque**	121 LB-FT
R.P.M.			1180	**Pull-up Torque**	50.6 LB-FT
Hz	60	**Phase**	3	**Locked-rotor Torque**	67 LB-FT
NEMA Design Code	B	**KVA Code**	H	**Starting Current**	81 A
Service Factor (S.F.)			1.15	**No-load Current**	6.84 A
NEMA Nom. Eff.	91	**Power Factor**	72	**Line-line Res. @ 25ºC**	0.746 Ω
Rating - Duty			40C AMB-CONT	**Temp. Rise @ Rated Load**	38°C
S.F. Amps				**Temp. Rise @ S.F. Load**	46°C
				Locked-rotor Power Factor	24.9
				Rotor inertia	4.82 LB-FT2

Load Characteristics 460 V, 60 Hz, 10 HP

% of Rated Load	**25**	**50**	**75**	**100**	**125**	**150**	**S.F.**
Power Factor	36	57	67	72	74	75	73
Efficiency	85.8	90.7	91.9	91.7	91.1	89.4	91.3
Speed	1195	1191	1186	1181	1174	1166	1177
Line amperes	7.45	9.13	11.4	14.1	17.3	21.1	16

ABB Motors and Mechanical Inc.

WINDING # 09WGT193

10 HP 3 PH 60 HZ 1180 RPM 460 V 0960M

Typical performance - not guaranteed values.

TORQUES(LB-FT): PO=121 PU=50.6 LR=67 LRA=81

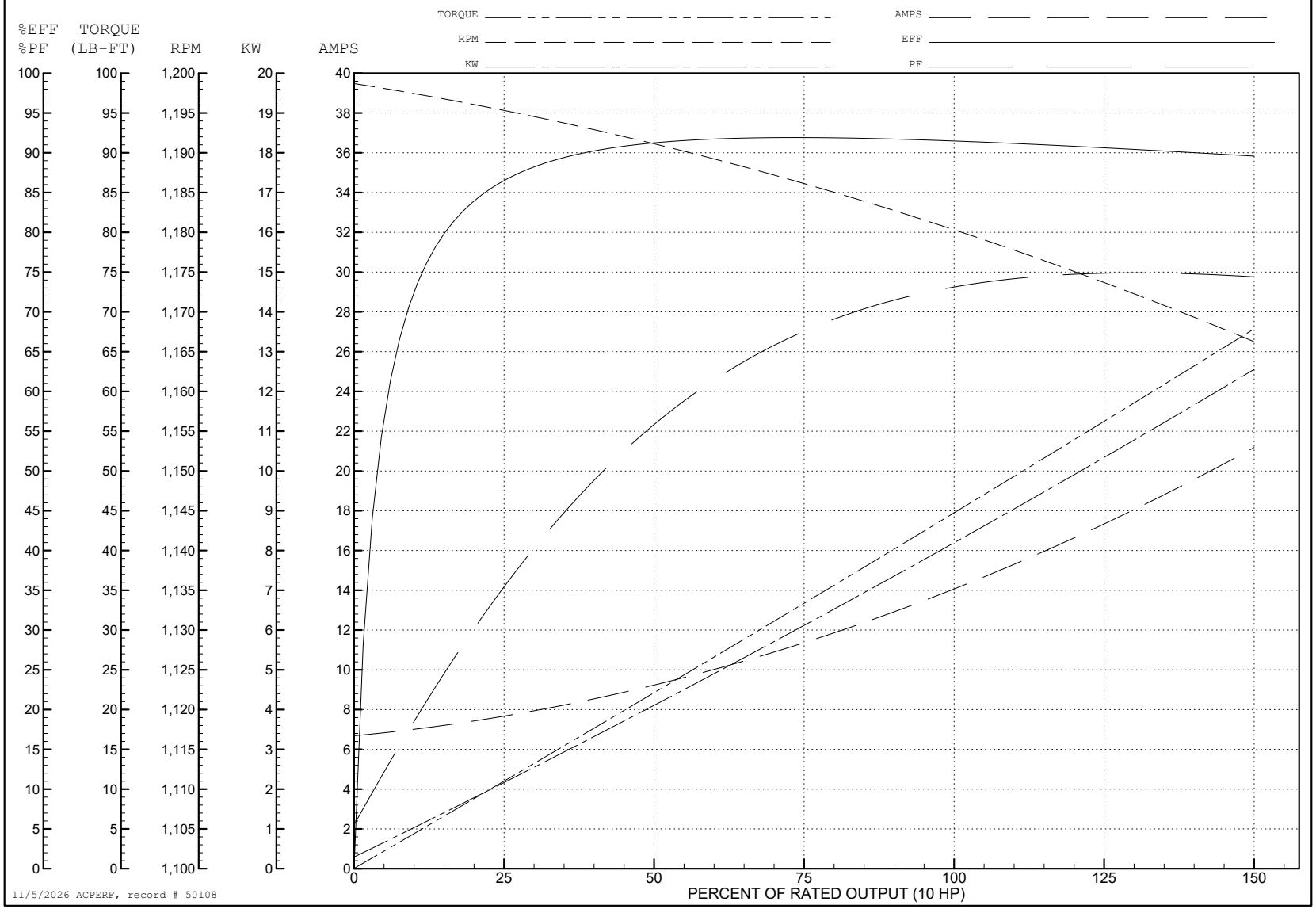

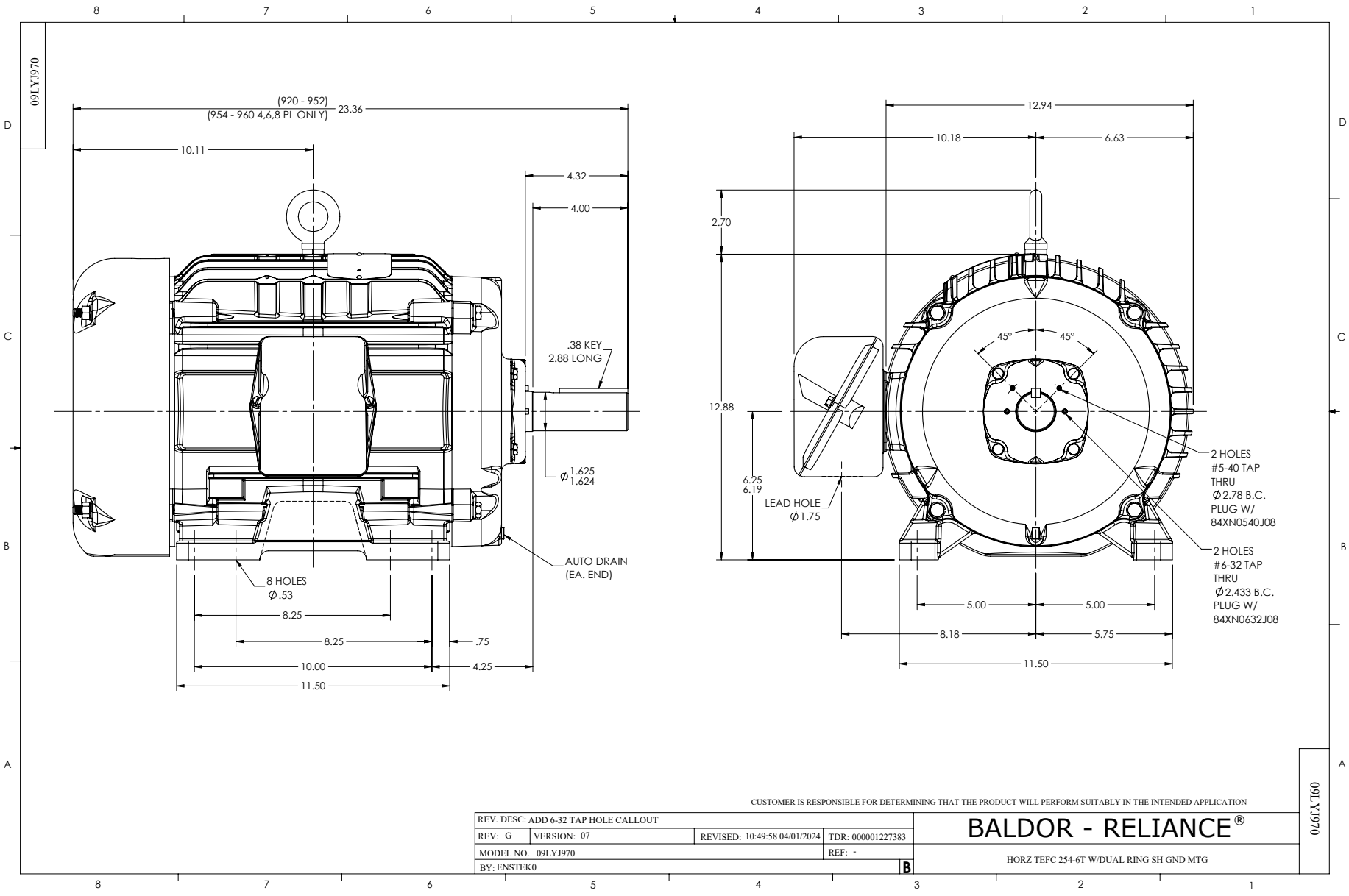
09LYJ970
(920 - 952)
(954 - 960 4,6,8 PL ONLY)
23.36
10.11
4.32
4.00
.38 KEY
2.88 LONG
Ø1.625
1.624
AUTO DRAIN
(EA. END)
8 HOLES
Ø.53
8.25
8.25
.75
10.00
4.25
11.50
12.94
10.18
6.63
2.70
12.88
45°
45°
6.25
6.19
LEAD HOLE
Ø1.75
2 HOLES
#5-40 TAP
THRU
Ø2.78 B.C.
PLUG W/
84XN0540J08
2 HOLES
#6-32 TAP
THRU
Ø2.433 B.C.
PLUG W/
84XN0632J08
5.00
5.00
8.18
5.75
11.50
CUSTOMER IS RESPONSIBLE FOR DETERMINING THAT THE PRODUCT WILL PERFORM SUITABLY IN THE INTENDED APPLICATION
REV. DESC: ADD 6-32 TAP HOLE CALLOUT
REV: G
VERSION: 07
REVISED: 10:49:58 04/01/2024
TDR: 000001227383
MODEL NO. 09LYJ970
REF: -
BY: ENSTEK0
B
BALDOR - RELIANCE®
HORZ TEFC 254-6T W/DUAL RING SH GND MTG
09LYJ970

CD0005

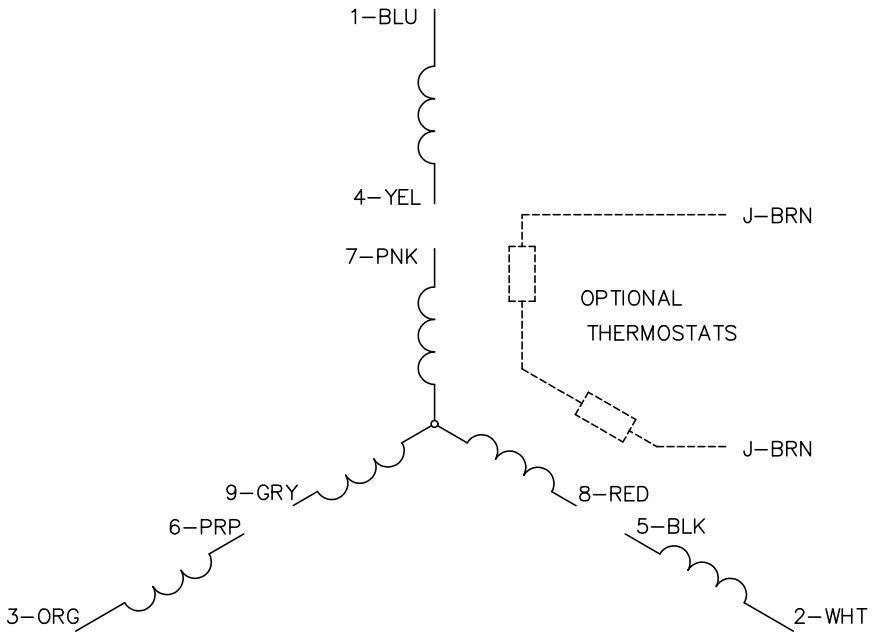

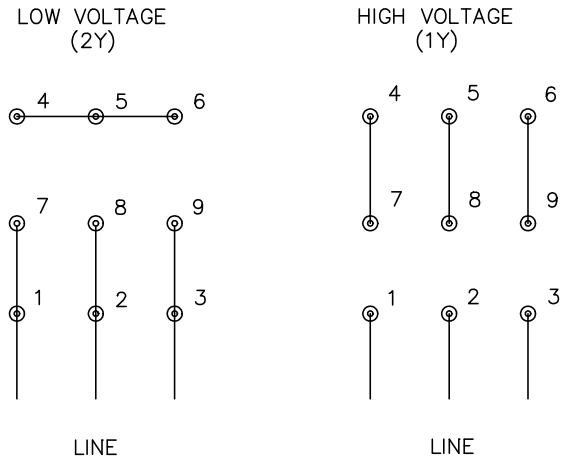

NOTES:

1. INTERCHANGE ANY TWO LINE LEADS TO REVERSE ROTATION.
2. OPTIONAL THERMOSTATS ARE PROVIDED WHEN SPECIFIED.
3. ACTUAL NUMBER OF INTERNAL PARALLEL CIRCUITS MAY BE A MULTIPLE OF THOSE SHOWN ABOVE.
4. LEAD COLORS ARE OPTIONAL. LEADS MUST ALWAYS BE NUMBERED AS SHOWN.

CD0005

REV. DESC: REVISE TO SHOW OPTIONAL COLORS			BALDOR ELECTRIC Co.
REV. LTR: E	BY: JLP	REVISED: 01/19/99 10:15	TDR: 0171435
CD0005		FILE: AAA00005140	MDL: –
		MTL: –	3PH, DV, 9 LEADS