ABB BALDOR RELIANCE

Customer information packet

L3510TM

1HP, 1740RPM, 1PH, 60HZ, 143T, 3528L, TEFC, F1
Class - None
Division - Not Applicable

Copyright © All product information within this document is subject to ABB Motors and Mechanical Inc. copyright © protection, unless otherwise noted.
11/5/2026 5:21:29 PM

Specifications

Enclosure	TEFC
Frame	143T
Frame Material	Steel
Frequency	60.00 Hz
Haz Area Class and Group	None
Haz Area Division	Not Applicable
Motor Letter Type	Cap Start, Induction Run
Output @ Frequency	1.000 HP @ 60 HZ
Phase	1
Synchronous Speed @ Frequency	1800 RPM @ 60 HZ
Voltage @ Frequency	115.0 V @ 60 HZ
	230.0 V @ 60 HZ
Agency Approvals	C UR US
Ambient Temperature	40 °C
Auxiliary Box	NO AUXILLARY BOX
Auxiliary Box Lead Termination	None
Base Indicator	Rigid
Bearing Grease Type	Polyrex EM (-20F +300F)
Blower	None
Current @ Voltage	13.000 A @ 115.0 V
	6.500 A @ 230.0 V
Design Code	L
Drip Cover	No Drip Cover
Duty Rating	CONT
Efficiency @ 100% Load	70.0 %
Electrically Isolated Bearing	Not Electrically Isolated
Feedback Device	NO FEEDBACK
Front Shaft Indicator	None
Heater Indicator	No Heater
High Voltage Full Load Amps	6.5 a
Insulation Class	F
Inverter Code	Not Inverter

Part Detail

Revision	A
Type	AC
Mech. spec.	35KK190
Base	
Status	PRD/A
Elec. spec.	35WGG468
Layout	35LYKK190
Eff. date	05-30-2025
CD Diagram	CD0269
Poles	04
Leads	4#16 A&J,2#18 B PH,1#14 #4TH
Proprietary	False
Created date	11-14-2024

KVA Code	M
Lifting Lugs	No Lifting Lugs
Locked Bearing Indicator	No Locked Bearing
Motor Lead Quantity/Wire Size	4 @ 16 AWG, A&J
Motor Lead Termination	Flying Leads
Motor Standards	NEMA
Motor Type	3528L
Mounting Arrangement	F1
Number of Poles	4
Overall Length	13.29 IN
Power Factor	71
Product Family	General Purpose
Pulley End Bearing Type	Ball
Pulley Face Code	Standard
Pulley Shaft Indicator	Standard
Rodent Screen	None
RoHS Status	ROHS COMPLIANT
Service Factor	1.15
Shaft Diameter	0.875 IN
Shaft Ground Indicator	No Shaft Grounding
Shaft Rotation	Reversible
Shaft Slinger Indicator	No Slinger
Speed	1740 rpm
Speed Code	Single Speed
Starting Method	Direct on line
Thermal Device - Bearing	None
Thermal Device - Winding	None
Vibration Sensor Indicator	No Vibration Sensor
Winding Thermal 1	Manual Thermal Overload
Winding Thermal 1 Location	SB
Winding Thermal 2	None

Nameplate

	NP1257L								
CAT.NO.	L3510TM								
SPEC.	35KK190G468								
HP	1								
VOLTS	115/230								
AMP	13/6.5								
RPM	1740								
FRAME	143T	**HZ**	60	**PH**	1				
SER.F.	1.15	**CODE**	M	**DES**	L	**CL**	F		
NEMA-NOM-EFF	70	**PF**	71						
RATING	40C AMB-CONT								
CC									
DE	6205	**ODE**	6203						
ENCL	TEFC	**SN**							

Accessories

Part number	Description	Multiplier
35-8762	C FACE KIT	A8
35EP1506A01SP	D-FLANGE KIT	A8

AC Induction Motor Performance Data
Record # 107878
Typical performance - not guaranteed values

Winding: 35WGG468-R001	**Type:** 3528L	**Enclosure:** TEFC

Nameplate Data			**230 V, 60 Hz: High Voltage Connection**	
Rated Output (HP)		1	**Full Load Torque**	3.013 LB-FT
Volts		115/230	**Start Configuration**	direct on line
Full Load Amps		12.5/6.3	**Breakdown Torque**	10.5 LB-FT
R.P.M.		1750	**Pull-up Torque**	8.29 LB-FT
Hz	60 **Phase**	1	**Locked-rotor Torque**	11.7 LB-FT
NEMA Design Code	L **KVA Code**	J	**Starting Current**	45.1 A
Service Factor (S.F.)		1.15	**No-load Current**	4.78 A
NEMA Nom. Eff.	74 **Power Factor**	69	**Line-line Res. @ 25ºC**	2.1417 Ω A Ph 1.1287 Ω B Ph
Rating - Duty		40C AMB-CONT	**Temp. Rise @ Rated Load**	81°C
S.F. Amps			**Temp. Rise @ S.F. Load**	95°C

Load Characteristics 230 V, 60 Hz, 1 HP

% of Rated Load	**25**	**50**	**75**	**100**	**125**	**150**	**S.F.**
Power Factor	34	49	61	71	77	82	75
Efficiency	48.6	63.1	68.9	70.7	70.1	68.1	70.3
Speed	1783	1770.6	1756.7	1740.8	1721.6	1698.7	1729
Line amperes	4.88	5.21	5.76	6.5	7.48	8.73	7.09

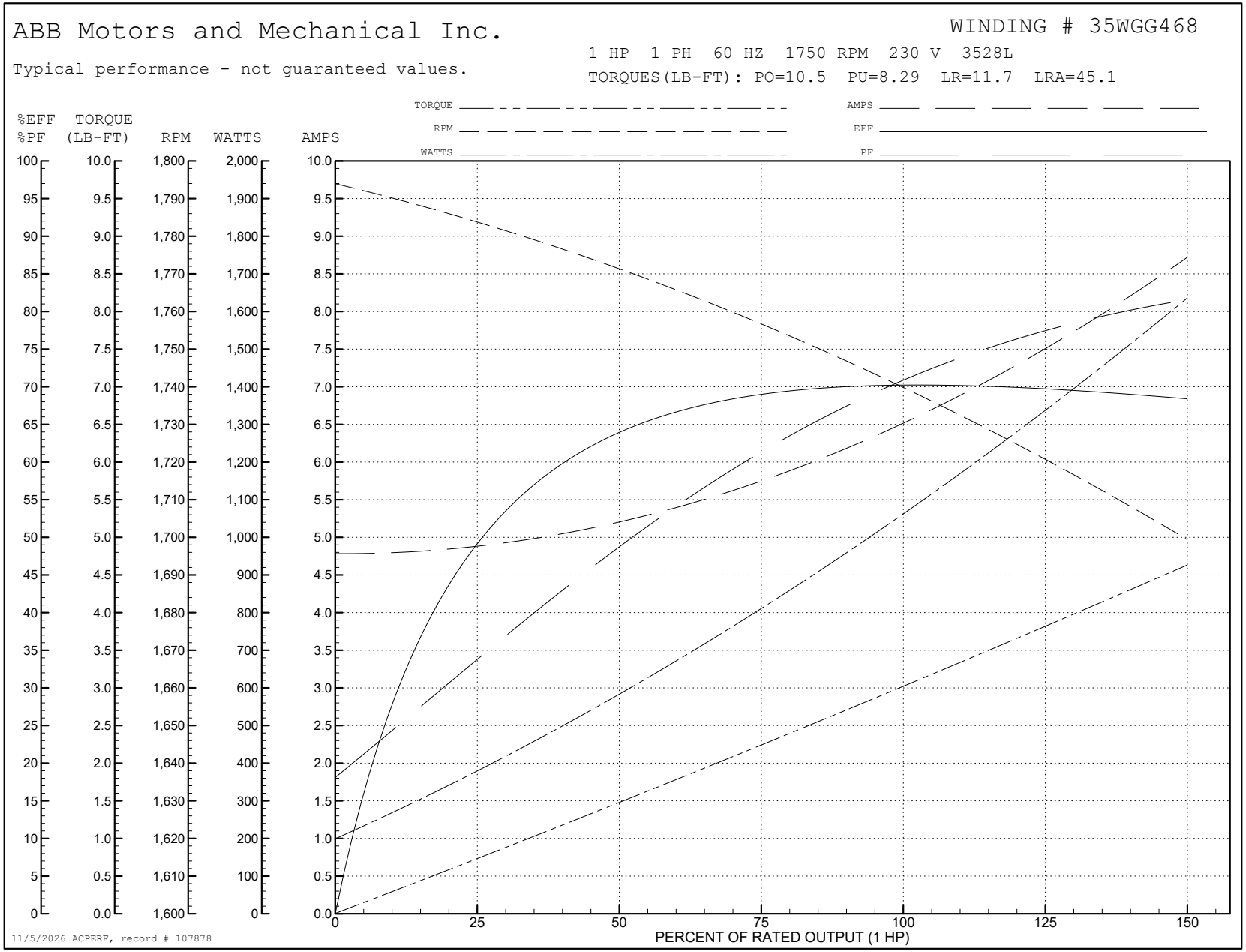
ABB Motors and Mechanical Inc.
WINDING # 35WGG468
1 HP 1 PH 60 HZ 1750 RPM 230 V 3528L
Typical performance - not guaranteed values.
TORQUES(LB-FT): PO=10.5 PU=8.29 LR=11.7 LRA=45.1
TORQUE
RPM
WATTS
AMPS
EFF
PF
%EFF %PF
TORQUE (LB-FT)
RPM
WATTS
AMPS
PERCENT OF RATED OUTPUT (1 HP)
11/5/2026 ACPERF, record # 107878

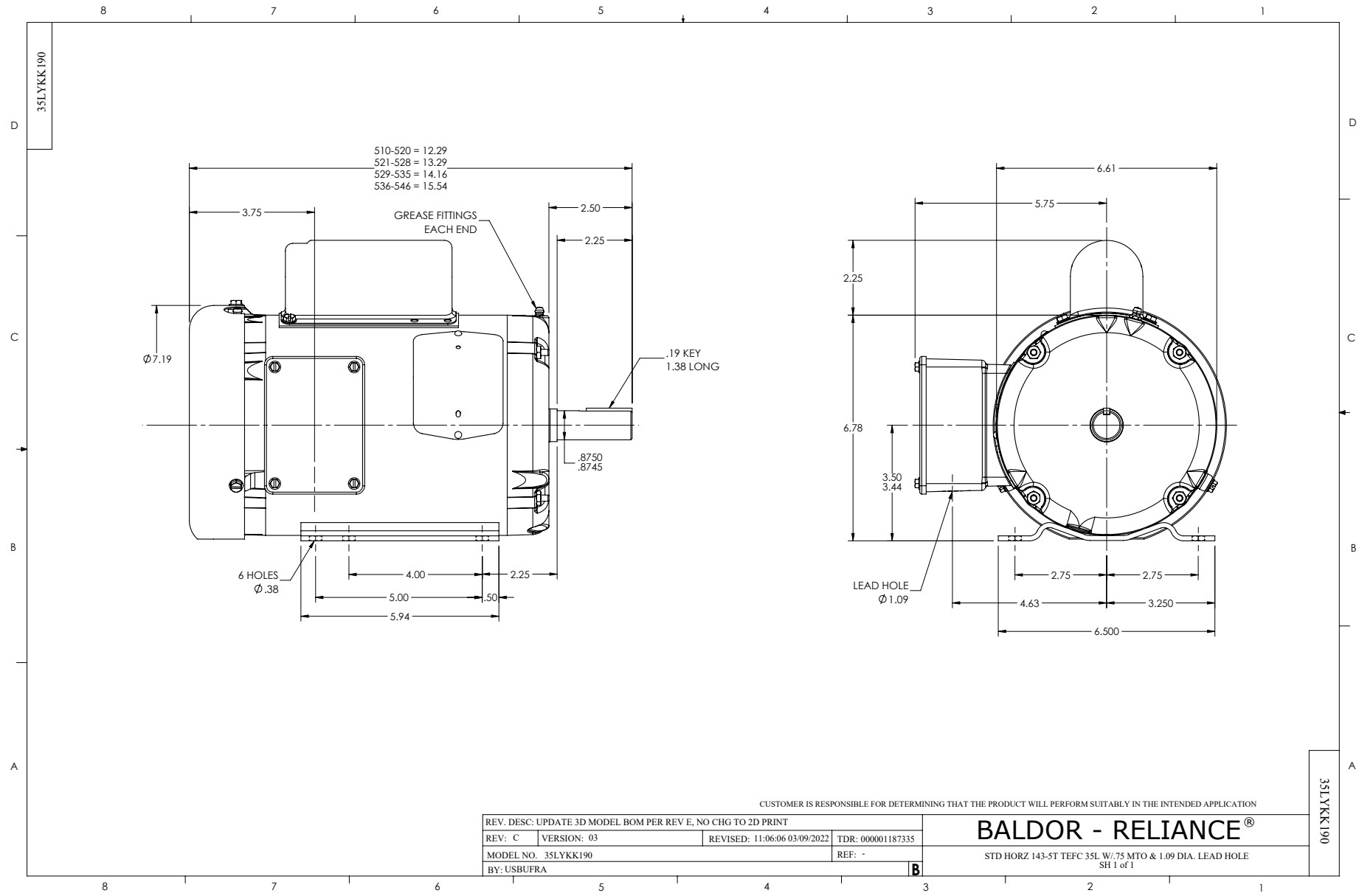
35LYKK190
510-520 = 12.29
521-528 = 13.29
529-535 = 14.16
536-546 = 15.54
3.75
GREASE FITTINGS
EACH END
2.50
2.25
Ø7.19
.19 KEY
1.38 LONG
.8750
.8745
6 HOLES
Ø.38
4.00
2.25
5.00
.50
5.94
6.61
5.75
2.25
6.78
3.50
3.44
LEAD HOLE
Ø1.09
2.75
2.75
4.63
3.250
6.500
CUSTOMER IS RESPONSIBLE FOR DETERMINING THAT THE PRODUCT WILL PERFORM SUITABLY IN THE INTENDED APPLICATION
REV. DESC: UPDATE 3D MODEL BOM PER REV E, NO CHG TO 2D PRINT
REV: C
VERSION: 03
REVISED: 11:06:06 03/09/2022
TDR: 000001187335
MODEL NO. 35LYKK190
REF: -
BY: USBUFRA
B
BALDOR - RELIANCE®
STD HORZ 143-5T TEFC 35L W/.75 MTO & 1.09 DIA. LEAD HOLE
SH 1 of 1
35LYKK190

CD0269

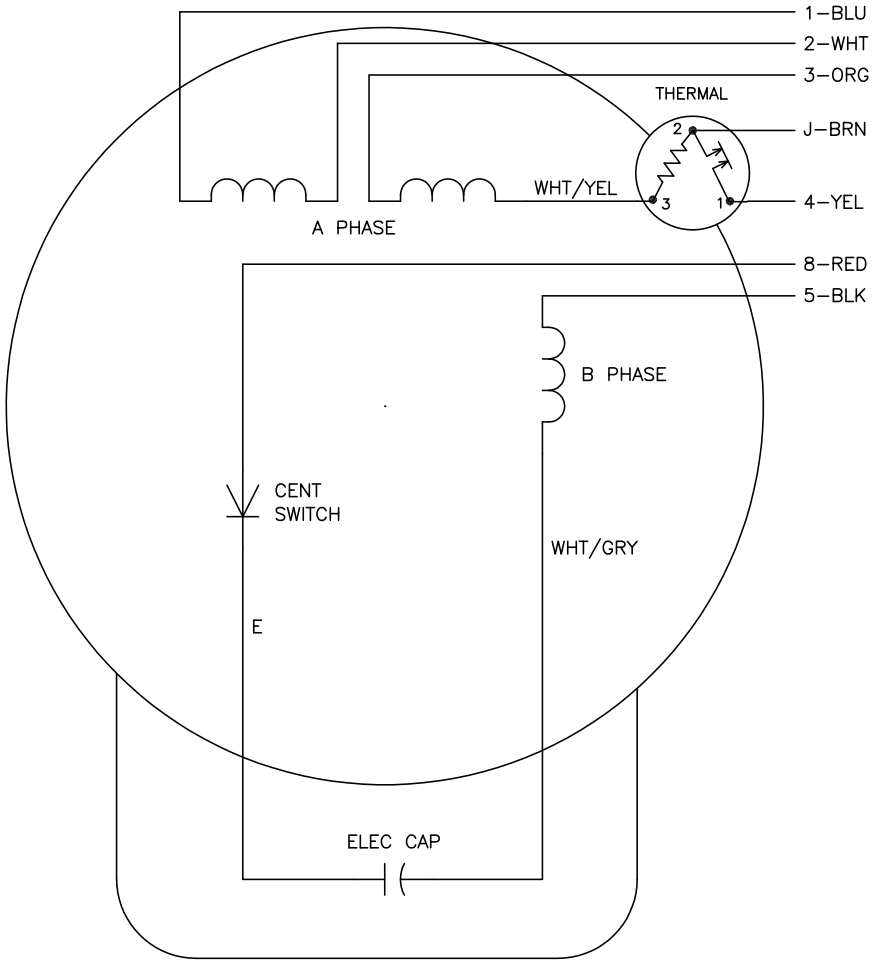

	LINE A	LINE B	JOIN	JOIN
HIGH STD	1,8	4	2,3,5	J
HIGH OPP	1,5	4	2,3,8	J
LOW STD	1,3,8	4	–	2,J,5
LOW OPP	1,3,5	4	–	2,J,8

NOTES:

1. STANDARD ROTATION IS CCW FACING END OPPOSITE SHAFT EXTENSION.
2. MULTIPLE CAPACITORS ARE CONNECTED IN PARALLEL UNLESS OTHERWISE SPECIFIED.
3. LEAD COLORS ARE OPTIONAL. LEADS MUST ALWAYS BE NUMBERED AS SHOWN.

CD0269

REV. DESC: REVISE TO SHOW OPTIONAL COLORS			BALDOR ELECTRIC Co.
REV. LTR: E	BY: JLP	REVISED: 04/08/99 1:07	TDR: 0178636
CD0269		FILE: AAA00007421	MDL: –
		MTL: –	TYPE L, DV, REV, THERMAL, B PH AMPS THRU HTR HVC, 7 LEAD