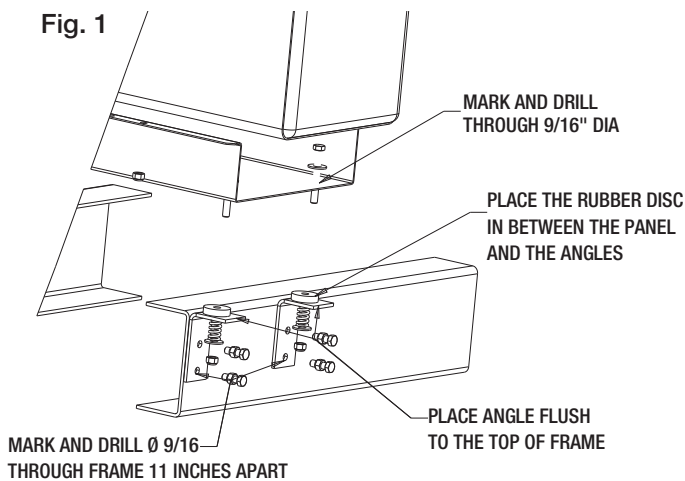


# Installation Instructions

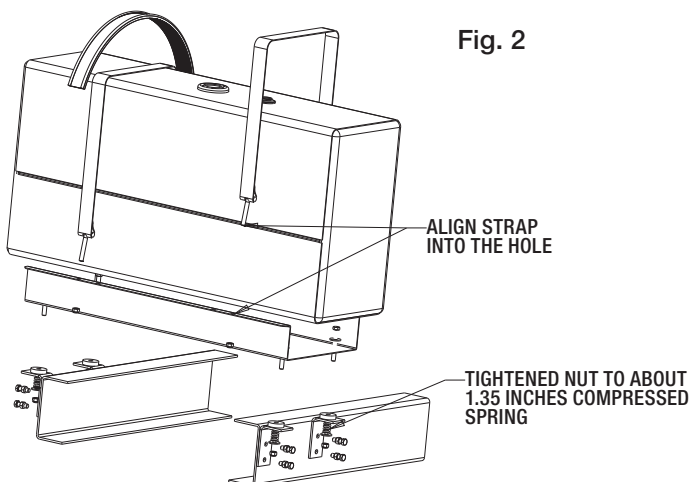
## UR70A Hydraulic Reservoir

1. Place the panel onto the two frame rails of the truck as shown in the exploded view.
2. On the driver side, position the Mounting Angle (7) flush to the top of the frame rail and touches the bottom of the panel. Place another Mounting Angle (7) about 11 inches apart. Using the two Angles as a guide, mark and drill the four holes through the side of the frame.

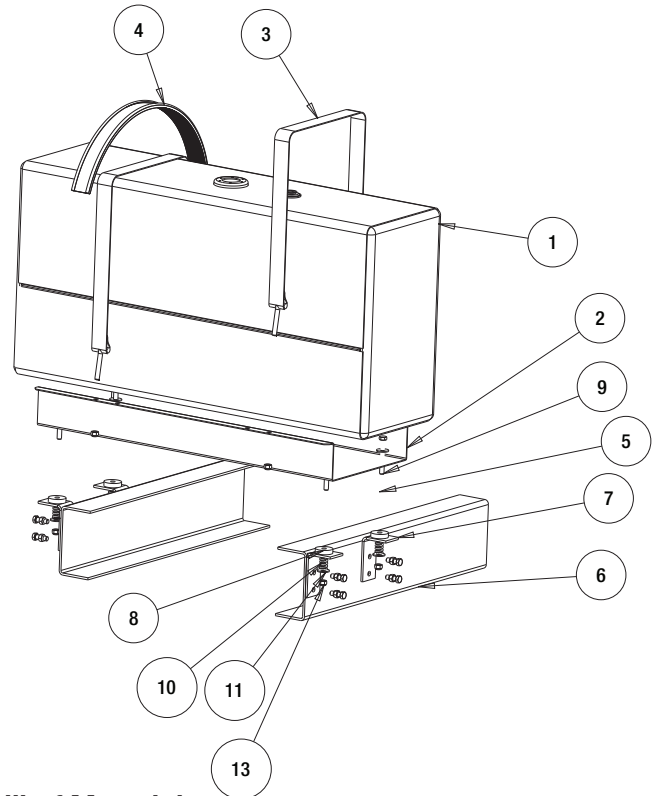
Fig. 1



3. Repeat step #2 for the PS side of the truck.
4. Place the 4 Rubber Blocks (5) onto the base of the steel panel (2). Remove the adhesive paper protector and space the Rubber Blocks evenly onto the panel.
5. Place the UR70A tank onto the panel as shown in the exploded view.
6. Attach the Insulator (4) onto the Steel Strap (3).
7. Align the Steel Strap (3) onto the four holes of the steel Panel (2). Tightened the nut together firmly.



8. Tightened the spring bolt until the rubber conformed to the tank bottom. The spring must be compressed to about 1.35 inch. Do NOT over-tightened the spring to fully compressed.



### Bill of Materials

ITEM	PART NO.	QTY.	DESCRIPTION
1	3031315	1	RESERVOIR, 70 GAL UPRIGHTT ALUM
2	3027870	1	U-PLATE, UPRIGHT TANK
3	3027873	2	STRAP, ASSY, STEEL
4	3027874	2	INSULATOR, RUBBER 2-1/32 X 48
5	3027817	4	RUBBER, BLOCK
6	FRAME-C	2	TRUCK FRAME, UR70
7	3010926	4	ANGLE, 3x5x2.5Lx.25THICK, BRACKET-FRAME
8	UR50MKRD	4	DISC, RUBBER FOR MT KIT UR50MK
9	FCS050013400Z	4	SCREW, HEX HEAD CAP 1/2-13 X 4.00 GR 5 ZN
10	UR50MKS	4	SPRING, COMPRESSION, FOR UR50MK
11	FWF050138014	8	WASHER, FLAT, 1/2" USS, ZN
12	3006202	8	SCREW, HEX HD - 1/2-13 X 1-1/2 GR 8 ZC
13	FNE050013053	16	NUT, NYLOCK 1/2-13 ZINC

### WARRANTY

Buyers Products Co. warrants all truck/trailer hardware manufactured or distributed by it, to be free from defects in material and workmanship for a period of one year from date of shipment. Parts must be properly installed and used under normal conditions. Any product which has been altered, including modification, misuse, accident or lack of maintenance will not be considered under warranty. Normal wear is excluded. The sole responsibility of Buyers Products Co. under this warranty is limited to repairing or replacing any part or parts which are returned, prepaid, and are found to be defective by Buyers Products Co. Authorization from Buyers Products Co. must be obtained before returning any part. No charges for transportation or labor performed on Buyers' products will be allowed under this warranty.