Product data sheet
Characteristics

GV2RT07
TeSys GV2 Manual Starter and Protector, thermal magnetic circuit protector, toggle switch, 1.6…2.5 A, screw clamp terminals

Main

Range	TeSys
Product name	TeSys GV2
Product or component type	Circuit breaker
Device short name	GV2RT
Device application	Transformer Motor
Trip unit technology	Thermal-magnetic

Complementary

Poles description	3P
Network type	AC
Utilisation category	AC-3 conforming to IEC 60947-4-1 Category A IEC 60947-2
Network frequency	50/60 Hz conforming to IEC 60947-4-1
Fixing mode	35 mm symmetrical DIN rail: clipped Panel: screwed (with adaptor plate)
Operating position	Any position
Motor power kW	0.37 KW 220/230 V AC 50/60 Hz motor protection high peak current 0.75 KW 400/415 V AC 50/60 Hz motor protection high peak current 0.75 KW 440 V AC 50/60 Hz motor protection high peak current 1.1 KW 440 V AC 50/60 Hz motor protection high peak current 1.1 KW 500 V AC 50/60 Hz motor protection high peak current 1.5 KW 690 V AC 50/60 Hz motor protection high peak current 0.63 KW 230/240 V AC 50/60 Hz transformer protection 1 KW 400/415 V AC 50/60 Hz transformer protection 1.6 KW 500 V AC 50/60 Hz transformer protection 1.6 KW 690 V AC 50/60 Hz transformer protection 2 kW 690 V AC 50/60 Hz transformer protection
Breaking capacity	100 KA Icu 400/415 V AC 50/60 Hz IEC 60947-2 100 KA Icu 440 V AC 50/60 Hz IEC 60947-2 100 KA Icu 500 V AC 50/60 Hz IEC 60947-2 3 KA Icu 690 V AC 50/60 Hz IEC 60947-2 100 kA Icu 220/230 V AC 50/60 Hz IEC 60947-2
Control type	Toggle
Line Rated Current	2.5 A
Thermal protection adjustment range	1.6…2.5 A
Magnetic tripping current	51 A
[Ue] rated operational voltage	690 V AC 50/60 Hz conforming to IEC 60947-2
[Ui] rated insulation voltage	690 V AC 50/60 Hz IEC 60947-2
[Ith] conventional free air thermal current	2.5 A IEC 60947-4-1
[Uimp] rated impulse withstand voltage	6 kV IEC 60947-2
Power dissipation per pole	2.5 W
Mechanical durability	100000 cycles
Electrical durability	100000 cycles AC-3 440 V
Maximum operating rate	25 cyc/h
Rated duty	Continuous conforming to IEC 60947-4-1

The information provided in this documentation contains general descriptions and/or technical characteristics of the performance of the products contained herein.
This documentation is not intended as a substitute for and is not to be used for determining suitability or reliability of these products for specific user applications.
It is the duty of any such user or integrator to perform the appropriate and complete risk analysis, evaluation and testing of the products with respect to the relevant specific application or use thereof.
Neither Schneider Electric Industries SAS nor any of its affiliates or subsidiaries shall be responsible or liable for misuse of the information contained herein.

Tightening torque	15.05 lbf.in (1.7 N.m) screw clamp terminals
Suitability for isolation	Yes conforming to IEC 60947-1
Height	3.50 in (89 mm)
Width	1.77 in (45 mm)
Depth	3.09 in (78.5 mm)

Environment

Standards	EN/IEC 60947-2 EN/IEC 60947-4-1 UL 60947-4-1 CSA C22.2 No 60947-4-1
Product certifications	IECEE CB Scheme UL CSA CCC EAC BV LROS (Lloyds register of shipping)
Protective treatment	TH
IP degree of protection	IP20 IEC 60529
IK degree of protection	IK04
Ambient air temperature for operation	-4…140 °F (-20…60 °C)
Ambient air temperature for storage	-40…176 °F (-40…80 °C)
Fire resistance	1760 °F (960 °C) IEC 60695-2-1
Operating altitude	2000 m

Ordering and shipping details

Category	22367 - MANUAL STR PROTECTOR - GV2
Discount Schedule	I11
GTIN	00785901103493
Nbr. of units in pkg.	1
Package weight(Lbs)	0.57 lb(US) (0.26 kg)
Returnability	No
Country of origin	FR

Packing Units

Unit Type of Package 1	PCE
Package 1 Height	1.89 in (4.8 cm)
Package 1 width	3.35 in (8.5 cm)
Package 1 Length	3.74 in (9.5 cm)
Unit Type of Package 2	S02
Number of Units in Package 2	24
Package 2 Weight	14.08 lb(US) (6.388 kg)
Package 2 Height	5.91 in (15 cm)
Package 2 width	11.81 in (30 cm)
Package 2 Length	15.75 in (40 cm)
Unit Type of Package 3	P06
Number of Units in Package 3	384
Package 3 Weight	283.31 lb(US) (128.507 kg)
Package 3 Height	31.50 in (80 cm)
Package 3 width	31.50 in (80 cm)
Package 3 Length	23.62 in (60 cm)

Offer Sustainability

Sustainable offer status	Green Premium product
California proposition 65	WARNING: This product can expose you to chemicals including: Antimony oxide & Antimony trioxide, which is known to the State of California to cause cancer. For more information go to www.P65Warnings.ca.gov
EU RoHS Directive	Compliant EU RoHS Declaration
Mercury free	Yes
RoHS exemption information	Yes
China RoHS Regulation	China RoHS Declaration
Environmental Disclosure	Product Environmental Profile
WEEE	The product must be disposed on European Union markets following specific waste collection and never end up in rubbish bins.

Contractual warranty

Warranty	18 months

GV2RT07

GV2RT

Dimensions

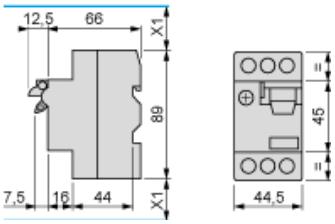

X1: Electrical clearance = 40 mm for Ue < 690 V

Mounting

Mounting of external operator GV2AP03

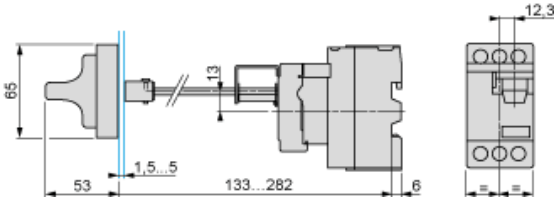

On 35 mm rail

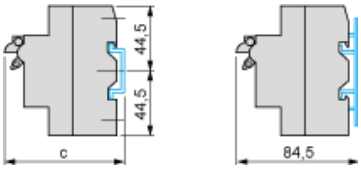

c = 80 on AM1 DP200 (35 x 7.5)

c = 88 on AM1 DE200, ED200 (35 x 15)

On panel with adapter plate GV2AF02

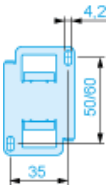

On pre-slotted plate AM1 PA

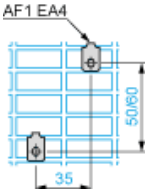

On rails DZ5 MB

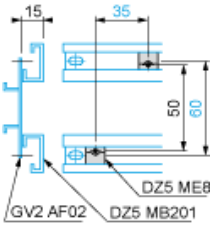

GV2RT07
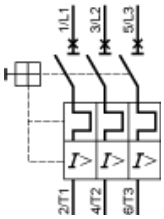
GV2ME•• and GV2RT